

SUNCOAST TAMPA ASSOCIATION OF REALTORS®

4 WEEK REAL ESTATE MARKET REPORT

Sunday, March 29, 2026

As of: Monday, March 30, 2026

- 1 Report Breakdown
- 2 Cumulative Tampa Bay Report - Single Family Home
- 3 Cumulative Tampa Bay Report - Condominium
- 4 Pinellas County - Single Family Home
- 5 Pinellas County - Condominium
- 6 Pasco County - Single Family Home
- 7 Pasco County - Condominium
- 8 Hillsborough County - Single Family Home
- 9 Hillsborough County - Condominium
- 10 Sarasota County - Single Family Home
- 11 Sarasota County - Condominium
- 12 Manatee County - Single Family Home
- 13 Manatee County - Condominium

4 WEEK REAL ESTATE MARKET REPORT

REPORT BREAKDOWN

Sunday, March 29, 2026

as of: 3/30/2026

Day 1	Sunday, March 29, 2026
Day 2	Saturday, March 28, 2026
Day 3	Friday, March 27, 2026
Day 4	Thursday, March 26, 2026
Day 5	Wednesday, March 25, 2026
Day 6	Monday, March 30, 2026
Day 7	Sunday, March 29, 2026
Day 8	Saturday, March 28, 2026
Day 9	Friday, March 27, 2026
Day 10	Thursday, March 26, 2026
Day 11	Wednesday, March 25, 2026
Day 12	Tuesday, March 24, 2026
Day 13	Monday, March 23, 2026
Day 14	Sunday, March 22, 2026
Day 15	Saturday, March 21, 2026
Day 16	Friday, March 20, 2026
Day 17	Thursday, March 19, 2026
Day 18	Wednesday, March 18, 2026
Day 19	Tuesday, March 17, 2026
Day 20	Monday, March 16, 2026
Day 21	Sunday, March 15, 2026
Day 22	Saturday, March 14, 2026
Day 23	Friday, March 13, 2026
Day 24	Thursday, March 12, 2026
Day 25	Wednesday, March 11, 2026
Day 26	Tuesday, March 10, 2026
Day 27	Monday, March 9, 2026
Day 28	Sunday, March 8, 2026

REPORT BREAKDOWN

GRAPH:

Active - Newly listed during the date range

Pending - Status changed to 'pending' during the date range

Sold - Closed during the date range

Canceled - Canceled during the date range

Temp off Market - Status changed to 'temp' off market' during the date range

The date ranges are not cumulative.

Day 1: Sunday, March 29, 2026

Day 28: Sunday, March 8, 2026

TOTALS:

4 Weeks: The summation of each date range (Day 1 - Day 28)

Market Changes

Day 1's New Listings, Price Increase, Price Decreases and Back on Market

Manatee County - Single Family Home

7 Day Sold Comparison

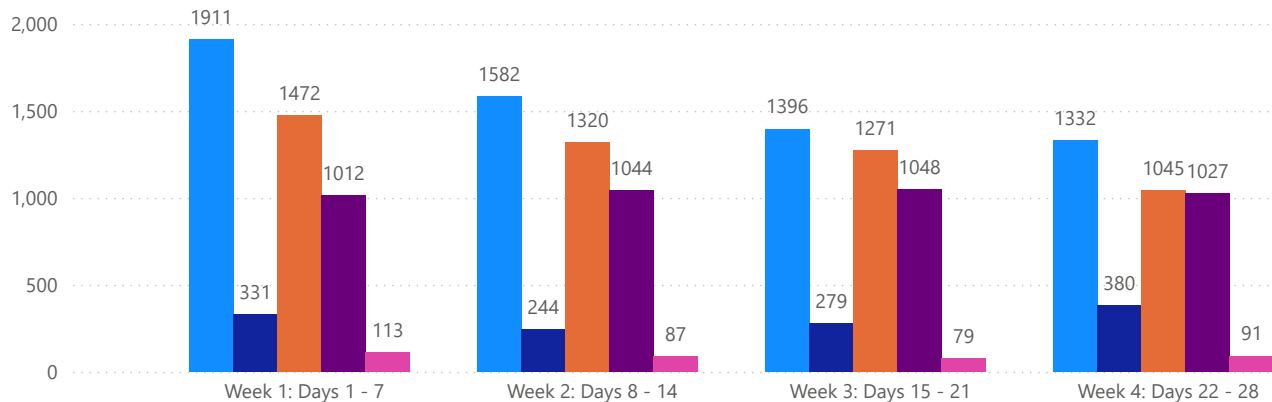
Compares the sold amount and volume in the last 7 days against the same timeframe in the prior year and days 8 - days 14.

4 WEEK REAL ESTATE MARKET REPORT

TAMPA BAY - SINGLE FAMILY HOME

3/29/2026

MlsStatus ● Active ● Canceled ● Pending ● Sold ● Temporarily Off-Market



All data is current as of today, though some MLS statuses may have changed from prior days.

TOTALS

MLS Status	4 Week Total
Active	6221
Canceled	1234
Pending	5108
Sold	4131
Temporarily Off-Market	370

DAILY MARKET CHANGE

Category	Sum of Total
Back on the Market	31
New Listings	66
Price Decrease	119
Price Increase	4

*Back on Market can be from these sources - Pending, Temp Off Market, Cancelled and Expired Listing)

7 DAY SOLD COMPARISON

Closed Prior Year	Volume	Count
Saturday, March 28, 2026	\$1,400,000	1
Friday, March 27, 2026	\$150,228,405	266
Thursday, March 26, 2026	\$113,534,926	197
Wednesday, March 25, 2026	\$107,179,632	184
Tuesday, March 24, 2026	\$108,032,784	175
Monday, March 23, 2026	\$113,384,346	189
Total	\$593,760,093	1012

Closed Prior Year	Volume	Count
Friday, March 28, 2025	\$249,738,695	420
Thursday, March 27, 2025	\$178,535,571	281
Wednesday, March 26, 2025	\$112,077,295	188
Tuesday, March 25, 2025	\$108,035,442	180
Monday, March 24, 2025	\$111,660,931	202
Sunday, March 23, 2025	\$2,919,715	6
Saturday, March 22, 2025	\$6,608,100	13
Total	\$769,575,749	1290

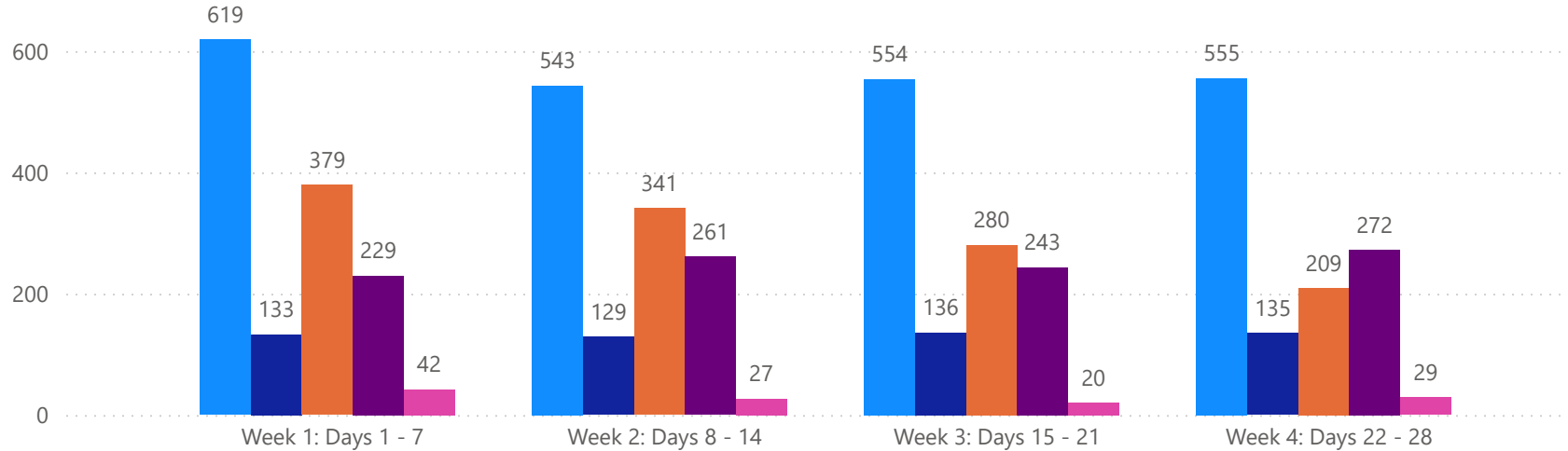


4 WEEK REAL ESTATE MARKET REPORT

TAMPA BAY - CONDO

3/29/2026

MlsStatus ● Active ● Canceled ● Pending ● Sold ● Temporarily Off-Market



All data is current as of today, though some MLS statuses may have changed from prior days.

TOTALS


MLS Status	4 Week Total
Active	2271
Canceled	533
Pending	1209
Sold	1005
Temporarily Off-Market	118

DAILY MARKET CHANGE

Category	Sum of Total	
Back on the Market	4	*Back on Market can be from these sources - Pending, Temp Off Market, Cancelled and Expired Listing)
New Listings	19	
Price Decrease	43	
Price Increase	0	

7 DAY SOLD COMPARISON

Closed Prior Year	Volume	Count	Closed Prior Year	Volume	Count
Friday, March 27, 2026	\$21,218,599	60	Friday, March 28, 2025	\$28,415,697	81
Thursday, March 26, 2026	\$19,260,199	44	Thursday, March 27, 2025	\$20,593,485	41
Wednesday, March 25, 2026	\$21,282,115	43	Wednesday, March 26, 2025	\$7,206,400	24
Tuesday, March 24, 2026	\$30,912,352	42	Tuesday, March 25, 2025	\$12,664,685	39
Monday, March 23, 2026	\$15,908,149	40	Monday, March 24, 2025	\$11,322,400	30
Total	\$108,581,414	229	Total	\$80,202,667	215

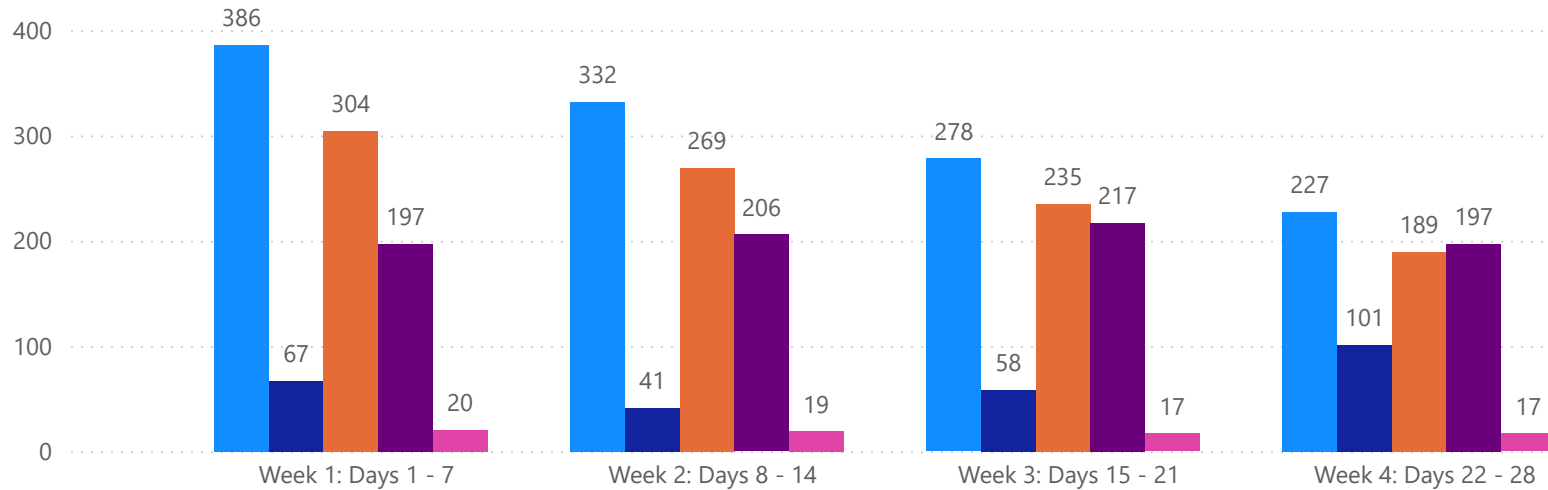


4 WEEK REAL ESTATE MARKET REPORT

PINELLAS COUNTY - SINGLE FAMILY HOME

3/29/2026

MLS Status ● Active ● Canceled ● Pending ● Sold ● Temporarily Off-Market



All data is current as of today, though some MLS statuses may have changed from prior days.

TOTALS

MLS Status	4 Week Total
Active	1223
Canceled	267
Pending	997
Sold	817
Temporarily Off-Market	73

DAILY MARKET CHANGE

Category	Sum of Pinellas
Back on the Market	10
New Listings	13
Price Decrease	27
Price Increase	1

*Back on Market can be from these sources - Pending, Temp Off Market, Cancelled and Expired Listing)

7 DAY SOLD COMPARISON

Closed Prior Year	Volume	Count	Closed Prior Year	Volume	Count
Friday, March 27, 2026	\$32,451,400	53	Friday, March 28, 2025	\$48,732,628	74
Thursday, March 26, 2026	\$32,876,538	40	Thursday, March 27, 2025	\$34,710,225	55
Wednesday, March 25, 2026	\$21,830,604	31	Wednesday, March 26, 2025	\$21,576,181	39
Tuesday, March 24, 2026	\$26,567,700	36	Tuesday, March 25, 2025	\$20,484,810	31
Monday, March 23, 2026	\$28,340,660	37	Monday, March 24, 2025	\$21,017,707	36
Total	\$142,066,902	197	Saturday, March 22, 2025	\$2,927,600	5
			Total	\$149,449,151	240

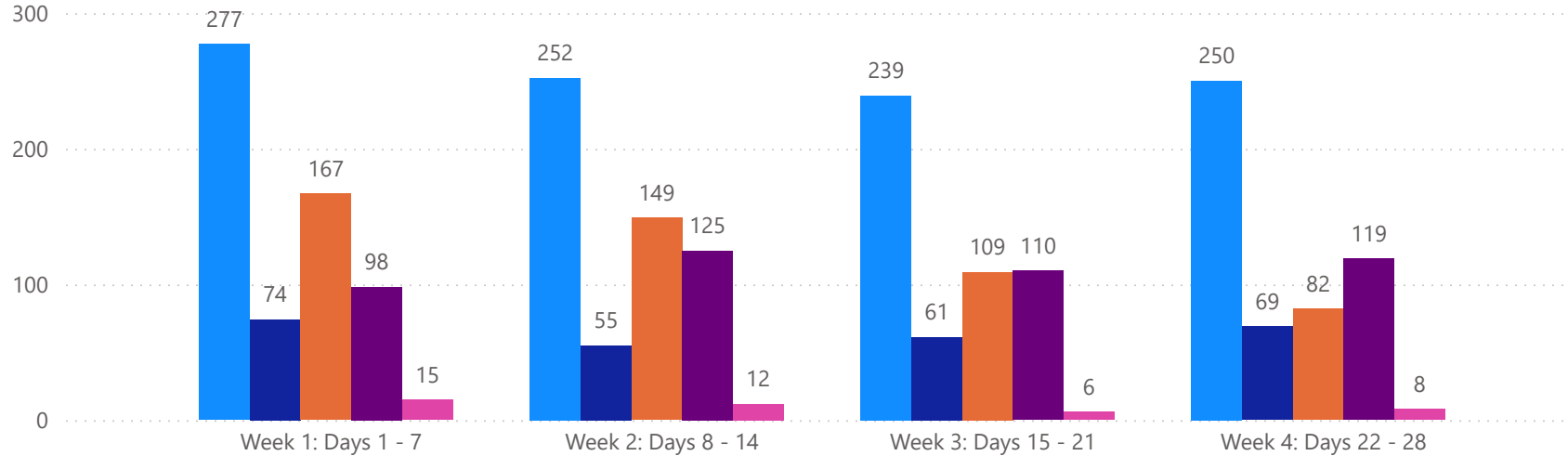


4 WEEK REAL ESTATE MARKET REPORT

PINELLAS COUNTY - CONDO

3/29/2026

MLS Status ● Active ● Canceled ● Pending ● Sold ● Temporarily Off-Market



All data is current as of today, though some MLS statuses may have changed from prior days.

TOTALS

MLS Status	4 Week Total
Active	1018
Canceled	259
Pending	507
Sold	452
Temporarily Off-Market	41

DAILY MARKET CHANGE

Category	Sum of Pinellas
Back on the Market	4
New Listings	8
Price Decrease	18
Price Increase	0

*Back on Market can be from these sources - Pending, Temp Off Market, Cancelled and Expired Listing)

7 DAY SOLD COMPARISON

Closed Prior Year	Volume	Count	Closed Prior Year	Volume	Count
Friday, March 27, 2026	\$7,993,299	22	Friday, March 28, 2025	\$10,457,900	31
Thursday, March 26, 2026	\$9,943,100	21	Thursday, March 27, 2025	\$5,998,000	19
Wednesday, March 25, 2026	\$10,891,215	16	Wednesday, March 26, 2025	\$1,865,000	8
Tuesday, March 24, 2026	\$14,365,590	22	Tuesday, March 25, 2025	\$5,959,000	16
Monday, March 23, 2026	\$7,284,149	17	Monday, March 24, 2025	\$4,000,400	11
Total	\$50,477,353	98	Total	\$28,280,300	85

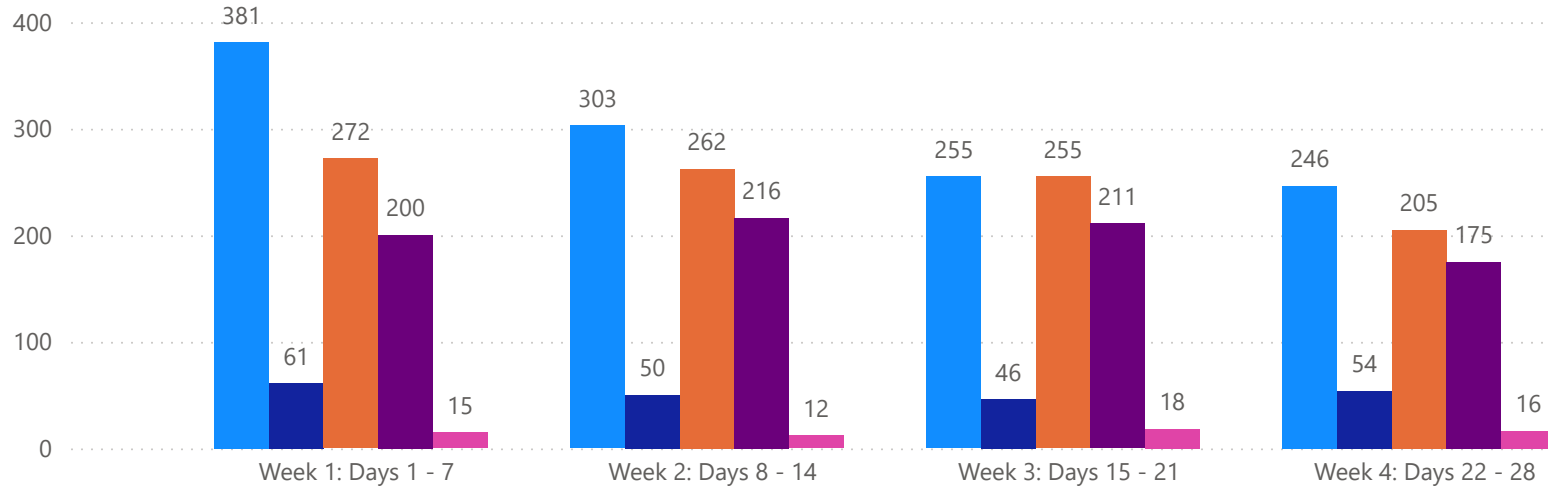


4 WEEK REAL ESTATE MARKET REPORT

PASCO COUNTY - SINGLE FAMILY HOME

3/29/2026

MLS Status ● Active ● Canceled ● Pending ● Sold ● Temporarily Off-Market



All data is current as of today, though some MLS statuses may have changed from prior days.

TOTALS

MLS Status	4 Week Total
Active	1185
Canceled	211
Pending	994
Sold	802
Temporarily Off-Market	61

DAILY MARKET CHANGE

Category	Sum of Pasco
Back on the Market	7
New Listings	15
Price Decrease	25
Price Increase	2

*Back on Market can be from these sources - Pending, Temp Off Market, Cancelled and Expired Listing)

7 DAY SOLD COMPARISON

Closed Prior Year	Volume	Count
Friday, March 27, 2026	\$24,055,103	63
Thursday, March 26, 2026	\$21,395,446	49
Wednesday, March 25, 2026	\$11,634,602	28
Tuesday, March 24, 2026	\$13,782,695	31
Monday, March 23, 2026	\$11,472,895	29
Total	\$82,340,741	200

Closed Prior Year	Volume	Count
Friday, March 28, 2025	\$36,416,746	81
Thursday, March 27, 2025	\$25,337,232	51
Wednesday, March 26, 2025	\$11,099,930	29
Tuesday, March 25, 2025	\$13,630,204	31
Monday, March 24, 2025	\$17,431,237	39
Sunday, March 23, 2025	\$284,900	1
Total	\$104,200,249	232

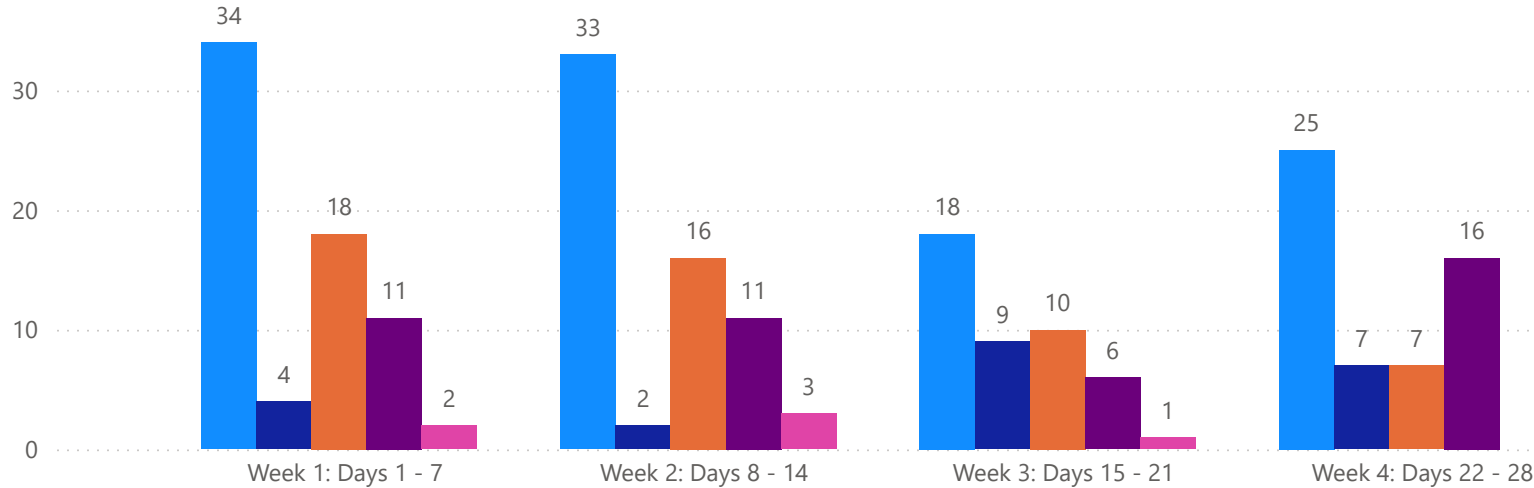


4 WEEK REAL ESTATE MARKET REPORT

PASCO COUNTY - CONDO

3/29/2026

MLS Status ● Active ● Canceled ● Pending ● Sold ● Temporarily Off-Market



All data is current as of today, though some MLS statuses may have changed from prior days.

TOTALS

MLS Status	4 Week Total
Active	110
Canceled	22
Pending	51
Sold	44
Temporarily Off-Market	6

DAILY MARKET CHANGE

Category	Sum of Pasco
Back on the Market	0
New Listings	2
Price Decrease	4
Price Increase	0

*Back on Market can be from these sources - Pending, Temp Off Market, Cancelled and Expired Listing)

7 DAY SOLD COMPARISON

Closed Prior Year	Volume	Count	Closed Prior Year	Volume	Count
Friday, March 27, 2026	\$492,000	3	Friday, March 28, 2025	\$1,022,500	6
Thursday, March 26, 2026	\$336,100	2	Thursday, March 27, 2025	\$237,500	2
Wednesday, March 25, 2026	\$237,900	1	Wednesday, March 26, 2025	\$215,000	1
Tuesday, March 24, 2026	\$548,500	2	Tuesday, March 25, 2025	\$658,697	5
Monday, March 23, 2026	\$642,000	3	Total	\$2,133,697	14
Total	\$2,256,500	11			

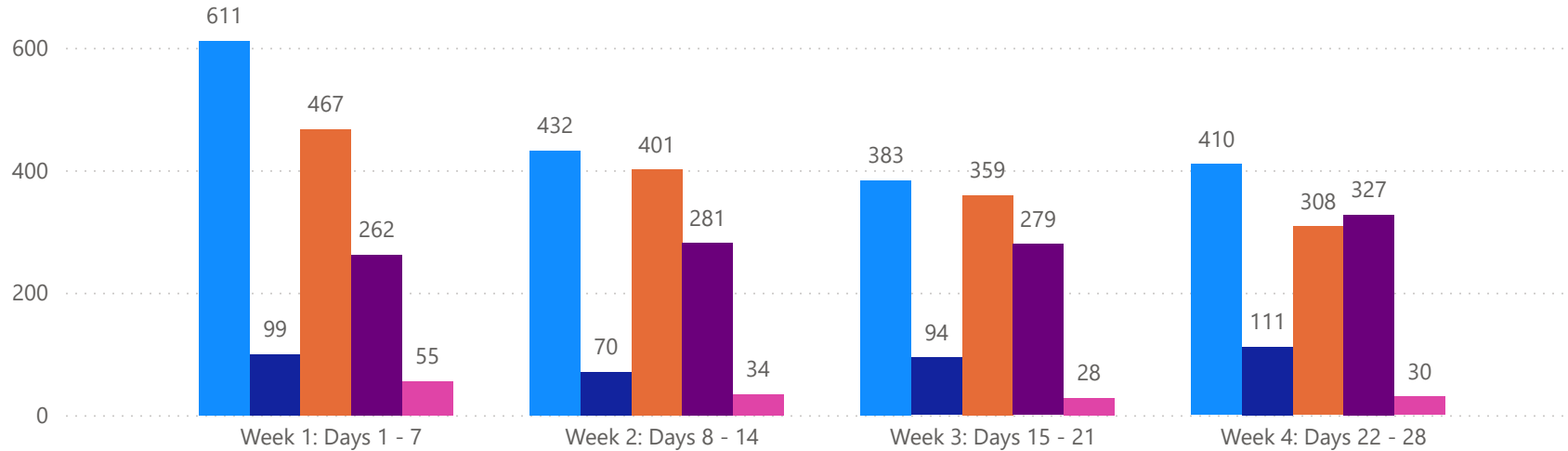


4 WEEK REAL ESTATE MARKET REPORT

HILLSBOROUGH COUNTY - SINGLE FAMILY HOME

3/29/2026

MlsStatus ● Active ● Canceled ● Pending ● Sold ● Temporarily Off-Market



All data is current as of today, though some MLS statuses may have changed from prior days.

TOTALS

MLS Status	4 Week Total
Active	1836
Canceled	374
Pending	1535
Sold	1149
Temporarily Off-Market	147

DAILY MARKET CHANGE

Category	Sum of Hillsborough	*Back on Market can be from these sources - Pending, Temp Off Market, Cancelled and Expired Listing)
Back on the Market	9	
New Listings	15	
Price Decrease	29	
Price Increase	0	

7 DAY SOLD COMPARISON

Closed Prior Year	Volume	Count	Closed Prior Year	Volume	Count
Saturday, March 28, 2026	\$1,400,000	1	Friday, March 28, 2025	\$71,042,753	131
Friday, March 27, 2026	\$28,456,663	56	Thursday, March 27, 2025	\$37,443,589	67
Thursday, March 26, 2026	\$20,649,186	41	Wednesday, March 26, 2025	\$28,177,765	52
Wednesday, March 25, 2026	\$32,982,029	59	Tuesday, March 25, 2025	\$25,022,364	54
Tuesday, March 24, 2026	\$23,848,660	51	Monday, March 24, 2025	\$34,350,362	58
Monday, March 23, 2026	\$29,310,494	54	Sunday, March 23, 2025	\$1,395,000	2
Total	\$136,647,032	262	Saturday, March 22, 2025	\$1,647,500	4
			Total	\$199,079,333	368

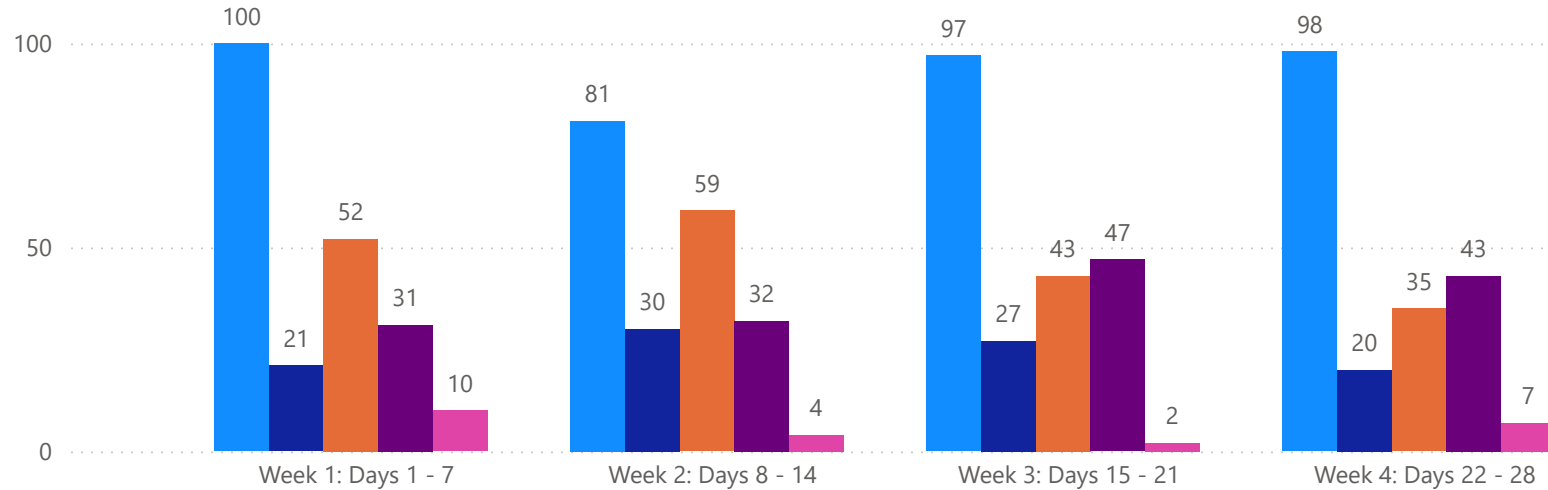


4 WEEK REAL ESTATE MARKET REPORT

HILLSBOROUGH COUNTY - CONDO

3/29/2026

MLS Status ● Active ● Canceled ● Pending ● Sold ● Temporarily Off-Market



All data is current as of today, though some MLS statuses may have changed from prior days.

TOTALS

MLS Status	4 Week Total
Active	376
Canceled	98
Pending	189
Sold	153
Temporarily Off-Market	23

DAILY MARKET CHANGE

Category	Sum of Hillsborough	*Back on Market can be from these sources - Pending, Temp Off Market, Cancelled and Expired Listing)
Back on the Market	0	
New Listings	4	
Price Decrease	9	
Price Increase	0	

7 DAY SOLD COMPARISON

Closed Prior Year	Volume	Count	Closed Prior Year	Volume	Count
Friday, March 27, 2026	\$1,989,300	8	Friday, March 28, 2025	\$2,438,900	10
Thursday, March 26, 2026	\$1,028,000	4	Thursday, March 27, 2025	\$4,591,500	6
Wednesday, March 25, 2026	\$2,133,000	8	Wednesday, March 26, 2025	\$1,859,500	6
Tuesday, March 24, 2026	\$7,905,912	5	Tuesday, March 25, 2025	\$1,152,990	5
Monday, March 23, 2026	\$1,236,000	6	Monday, March 24, 2025	\$1,719,500	7
Total	\$14,292,212	31	Total	\$11,762,390	34

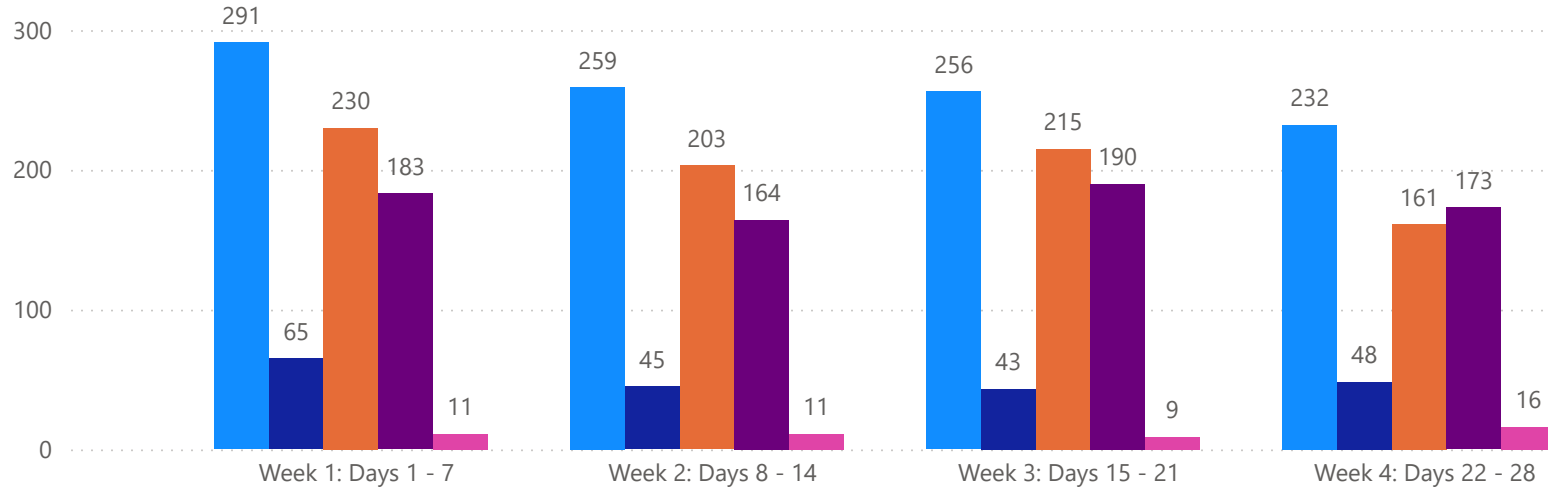


4 WEEK REAL ESTATE MARKET REPORT

SARASOTA COUNTY - SINGLE FAMILY HOME

3/29/2026

MlsStatus ● Active ● Canceled ● Pending ● Sold ● Temporarily Off-Market



All data is current as of today, though some MLS statuses may have changed from prior days.

TOTALS

MLS Status	4 Week Total
Active	1038
Canceled	201
Pending	809
Sold	710
Temporarily Off-Market	47

DAILY MARKET CHANGE

Category	Sum of Sarasota
Back on the Market	2
New Listings	16
Price Decrease	22
Price Increase	1

*Back on Market can be from these sources - Pending, Temp Off Market, Cancelled and Expired Listing)

7 DAY SOLD COMPARISON

Closed Prior Year	Volume	Count	Closed Prior Year	Volume	Count
Friday, March 27, 2026	\$30,530,300	45	Friday, March 28, 2025	\$47,823,545	64
Thursday, March 26, 2026	\$20,679,085	39	Thursday, March 27, 2025	\$48,210,567	58
Wednesday, March 25, 2026	\$19,649,154	31	Wednesday, March 26, 2025	\$27,727,561	34
Tuesday, March 24, 2026	\$23,599,732	28	Tuesday, March 25, 2025	\$28,211,555	35
Monday, March 23, 2026	\$27,837,585	40	Monday, March 24, 2025	\$15,546,235	35
Total	\$122,295,856	183	Saturday, March 22, 2025	\$1,345,000	3
			Total	\$168,864,463	229

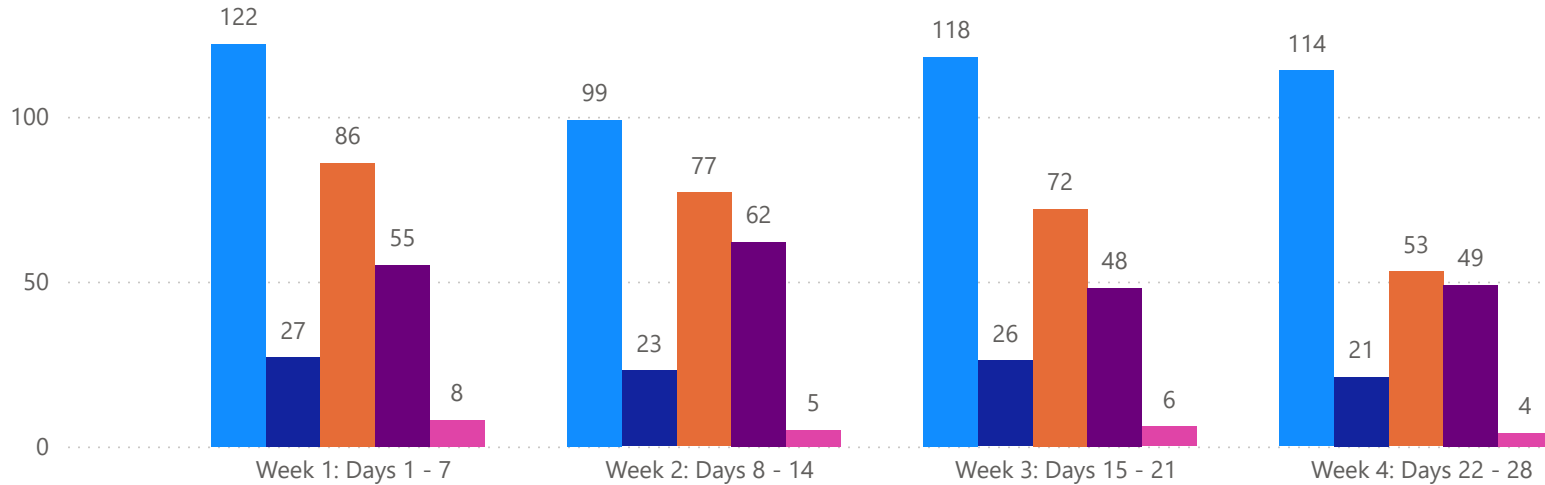


4 WEEK REAL ESTATE MARKET REPORT

SARASOTA COUNTY - CONDO

3/29/2026

MLSStatus ● Active ● Canceled ● Pending ● Sold ● Temporarily Off-Market



All data is current as of today, though some MLS statuses may have changed from prior days.

TOTALS

MLS Status	4 Week Total
Active	453
Canceled	97
Pending	288
Sold	214
Temporarily Off-Market	23

DAILY MARKET CHANGE

Category	Sum of Sarasota
Back on the Market	0
New Listings	2
Price Decrease	6
Price Increase	0

*Back on Market can be from these sources - Pending, Temp Off Market, Cancelled and Expired Listing)

7 DAY SOLD COMPARISON

Closed Prior Year	Volume	Count	Closed Prior Year	Volume	Count
Friday, March 27, 2026	\$6,414,000	16	Friday, March 28, 2025	\$9,670,997	18
Thursday, March 26, 2026	\$6,203,999	10	Thursday, March 27, 2025	\$8,709,985	11
Wednesday, March 25, 2026	\$5,235,000	10	Wednesday, March 26, 2025	\$1,720,000	4
Tuesday, March 24, 2026	\$7,072,450	11	Tuesday, March 25, 2025	\$3,323,998	8
Monday, March 23, 2026	\$5,008,500	8	Monday, March 24, 2025	\$3,735,000	7
Total	\$29,933,949	55	Total	\$27,159,980	48

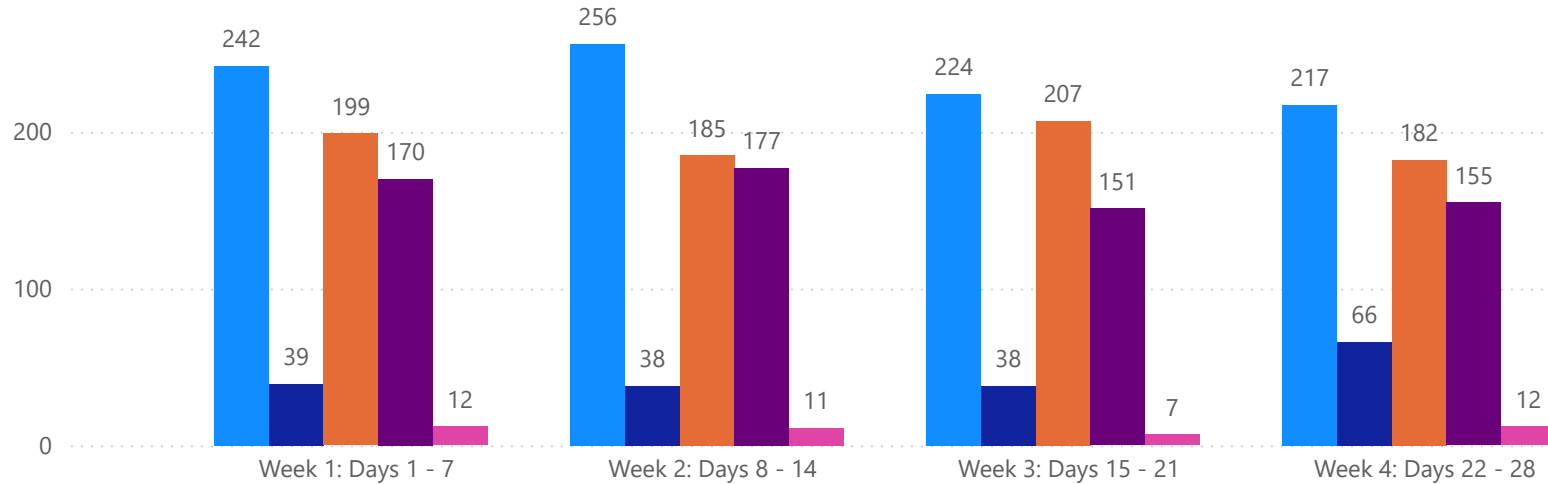


4 WEEK REAL ESTATE MARKET REPORT

MANATEE COUNTY - SINGLE FAMILY HOME

3/29/2026

MlsStatus ● Active ● Canceled ● Pending ● Sold ● Temporarily Off-Market



All data is current as of today, though some MLS statuses may have changed from prior days.

TOTALS

MLS Status	4 Week Total
Active	939
Canceled	181
Pending	773
Sold	653
Temporarily Off-Market	42

DAILY MARKET CHANGE

Category	Sum of Manatee
Back on the Market	3
New Listings	7
Price Decrease	16
Price Increase	0

*Back on Market can be from these sources - Pending, Temp Off Market, Cancelled and Expired Listing)

7 DAY SOLD COMPARISON

Closed Prior Year	Volume	Count	Closed Prior Year	Volume	Count
Friday, March 27, 2026	\$34,734,939	49	Friday, March 28, 2025	\$45,723,023	70
Thursday, March 26, 2026	\$17,934,671	28	Thursday, March 27, 2025	\$32,833,958	50
Wednesday, March 25, 2026	\$21,083,243	35	Wednesday, March 26, 2025	\$23,495,858	34
Tuesday, March 24, 2026	\$20,233,997	29	Tuesday, March 25, 2025	\$20,686,509	29
Monday, March 23, 2026	\$16,422,712	29	Monday, March 24, 2025	\$23,315,390	34
Total	\$110,409,562	170	Sunday, March 23, 2025	\$1,239,815	3
			Saturday, March 22, 2025	\$688,000	1
			Total	\$147,982,553	221

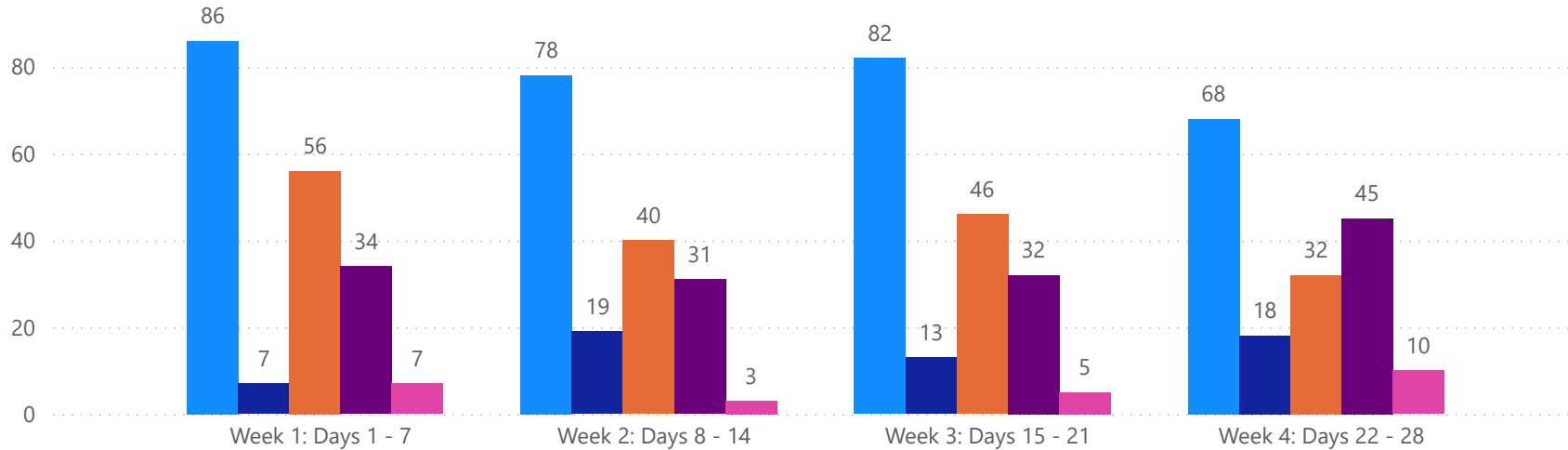


4 WEEK REAL ESTATE MARKET REPORT

MANATEE COUNTY - CONDO

3/29/2026

MLSStatus ● Active ● Canceled ● Pending ● Sold ● Temporarily Off-Market



TOTALS

MLS Status	4 Week Total
Active	314
Canceled	57
Pending	174
Sold	142
Temporarily Off-Market	25

DAILY MARKET CHANGE

Category	Sum of Manatee
Back on the Market	0
New Listings	3
Price Decrease	6
Price Increase	0

*Back on Market can be from these sources - Pending, Temp Off Market, Cancelled and Expired Listing)

7 DAY SOLD COMPARISON

Closed Prior Year	Volume	Count	Closed Prior Year	Volume	Count
Friday, March 27, 2026	\$4,330,000	11	Friday, March 28, 2025	\$4,825,400	16
Thursday, March 26, 2026	\$1,749,000	7	Thursday, March 27, 2025	\$1,056,500	3
Wednesday, March 25, 2026	\$2,785,000	8	Wednesday, March 26, 2025	\$1,546,900	5
Tuesday, March 24, 2026	\$1,019,900	2	Tuesday, March 25, 2025	\$1,570,000	5
Monday, March 23, 2026	\$1,737,500	6	Monday, March 24, 2025	\$1,867,500	5
Total	\$11,621,400	34	Total	\$10,866,300	34

