

SUNCOAST TAMPA ASSOCIATION OF REALTORS®

4 WEEK REAL ESTATE MARKET REPORT

Monday, April 6, 2026

As of: Tuesday, April 7, 2026

- 1 Report Breakdown
- 2 Cumulative Tampa Bay Report - Single Family Home
- 3 Cumulative Tampa Bay Report - Condominium
- 4 Pinellas County - Single Family Home
- 5 Pinellas County - Condominium
- 6 Pasco County - Single Family Home
- 7 Pasco County - Condominium
- 8 Hillsborough County - Single Family Home
- 9 Hillsborough County - Condominium
- 10 Sarasota County - Single Family Home
- 11 Sarasota County - Condominium
- 12 Manatee County - Single Family Home
- 13 Manatee County - Condominium

4 WEEK REAL ESTATE MARKET REPORT

REPORT BREAKDOWN

Monday, April 6, 2026

as of: 4/7/2026

Day 1	Monday, April 6, 2026
Day 2	Sunday, April 5, 2026
Day 3	Saturday, April 4, 2026
Day 4	Friday, April 3, 2026
Day 5	Thursday, April 2, 2026
Day 6	Tuesday, April 7, 2026
Day 7	Monday, April 6, 2026
Day 8	Sunday, April 5, 2026
Day 9	Saturday, April 4, 2026
Day 10	Friday, April 3, 2026
Day 11	Thursday, April 2, 2026
Day 12	Wednesday, April 1, 2026
Day 13	Tuesday, March 31, 2026
Day 14	Monday, March 30, 2026
Day 15	Sunday, March 29, 2026
Day 16	Saturday, March 28, 2026
Day 17	Friday, March 27, 2026
Day 18	Thursday, March 26, 2026
Day 19	Wednesday, March 25, 2026
Day 20	Tuesday, March 24, 2026
Day 21	Monday, March 23, 2026
Day 22	Sunday, March 22, 2026
Day 23	Saturday, March 21, 2026
Day 24	Friday, March 20, 2026
Day 25	Thursday, March 19, 2026
Day 26	Wednesday, March 18, 2026
Day 27	Tuesday, March 17, 2026
Day 28	Monday, March 16, 2026

REPORT BREAKDOWN

GRAPH:

Active - Newly listed during the date range

Pending - Status changed to 'pending' during the date range

Sold - Closed during the date range

Canceled - Canceled during the date range

Temp off Market - Status changed to 'temp' off market' during the date range

The date ranges are not cumulative.

Day 1: Monday, April 6, 2026

Day 28: Monday, March 16, 2026

TOTALS:

4 Weeks: The summation of each date range (Day 1 - Day 28)

Market Changes

Day 1's New Listings, Price Increase, Price Decreases and Back on Market

Manatee County - Single Family Home

7 Day Sold Comparison

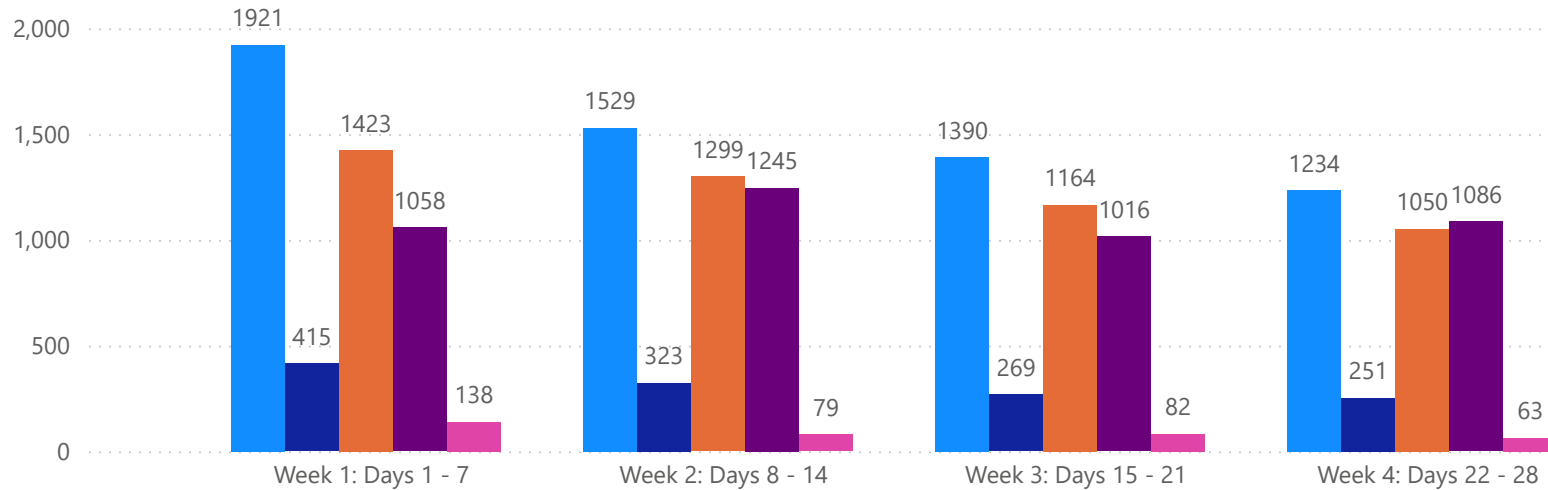
Compares the sold amount and volume in the last 7 days against the same timeframe in the prior year and days 8 - days 14.

4 WEEK REAL ESTATE MARKET REPORT

TAMPA BAY - SINGLE FAMILY HOME

4/6/2026

MLS Status ● Active ● Canceled ● Pending ● Sold ● Temporarily Off-Market



All data is current as of today, though some MLS statuses may have changed from prior days.

TOTALS


MLS Status	4 Week Total
Active	6074
Canceled	1258
Pending	4936
Sold	4405
Temporarily Off-Market	362

DAILY MARKET CHANGE

Category	Sum of Total	
Back on the Market	64	*Back on Market can be from these sources - Pending, Temp Off Market, Cancelled and Expired Listing)
New Listings	221	
Price Decrease	339	
Price Increase	28	

7 DAY SOLD COMPARISON

Closed Prior Year	Volume	Count	Closed Prior Year	Volume	Count
Monday, April 06, 2026	\$46,232,196	83	Saturday, April 05, 2025	\$3,199,882	6
Sunday, April 05, 2026	\$1,610,000	1	Friday, April 04, 2025	\$153,746,513	266
Saturday, April 04, 2026	\$380,000	1	Thursday, April 03, 2025	\$86,767,753	162
Friday, April 03, 2026	\$106,441,719	169	Wednesday, April 02, 2025	\$68,704,425	120
Thursday, April 02, 2026	\$115,498,978	180	Tuesday, April 01, 2025	\$110,619,533	193
Wednesday, April 01, 2026	\$110,612,411	175	Monday, March 31, 2025	\$258,846,442	407
Tuesday, March 31, 2026	\$261,158,849	449	Sunday, March 30, 2025	\$2,498,380	6
Total	\$641,934,153	1058	Total	\$684,382,928	1160

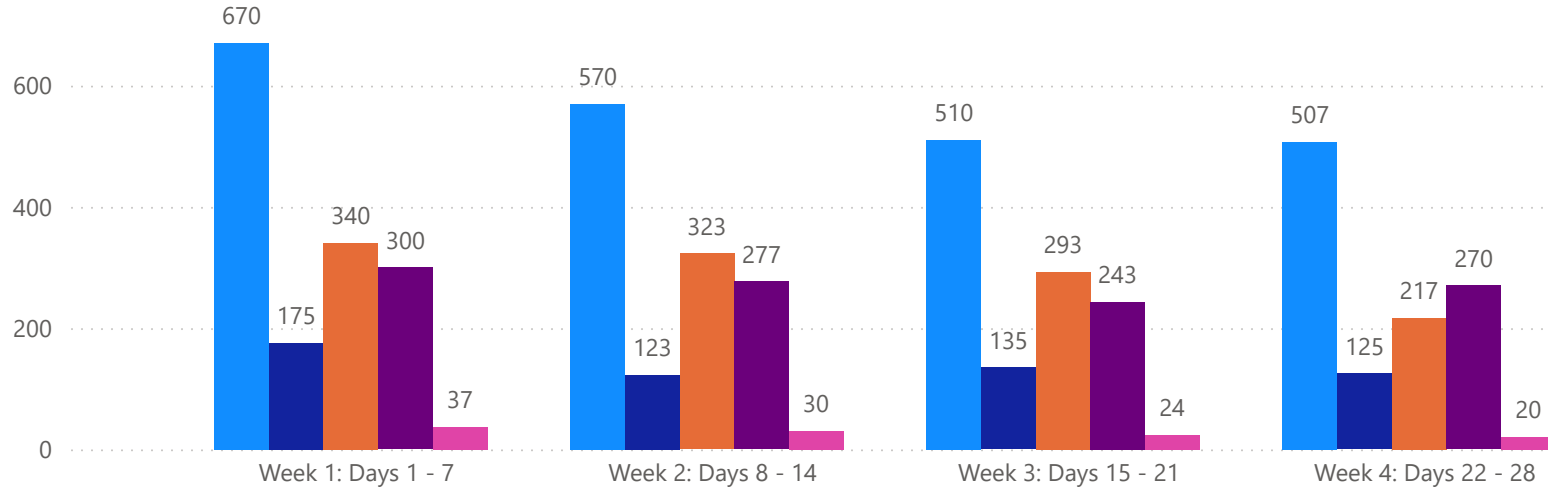


4 WEEK REAL ESTATE MARKET REPORT

TAMPA BAY - CONDO

4/6/2026

MLS Status ● Active ● Canceled ● Pending ● Sold ● Temporarily Off-Market



All data is current as of today, though some MLS statuses may have changed from prior days.

TOTALS

MLS Status	4 Week Total
Active	2257
Canceled	558
Pending	1173
Sold	1090
Temporarily Off-Market	111

DAILY MARKET CHANGE

Category	Sum of Total
Back on the Market	13
New Listings	60
Price Decrease	100
Price Increase	1

*Back on Market can be from these sources - Pending, Temp Off Market, Cancelled and Expired Listing)

7 DAY SOLD COMPARISON

Closed Prior Year	Volume	Count	Closed Prior Year	Volume	Count
Monday, April 06, 2026	\$23,385,690	30	Saturday, April 05, 2025	\$225,000	1
Friday, April 03, 2026	\$19,790,800	44	Friday, April 04, 2025	\$21,021,925	46
Thursday, April 02, 2026	\$24,940,235	44	Thursday, April 03, 2025	\$15,651,201	27
Wednesday, April 01, 2026	\$64,619,998	65	Wednesday, April 02, 2025	\$10,684,555	24
Tuesday, March 31, 2026	\$56,502,086	117	Tuesday, April 01, 2025	\$24,185,800	45
Total	\$189,238,809	300	Monday, March 31, 2025	\$46,010,588	98
			Total	\$117,779,069	241

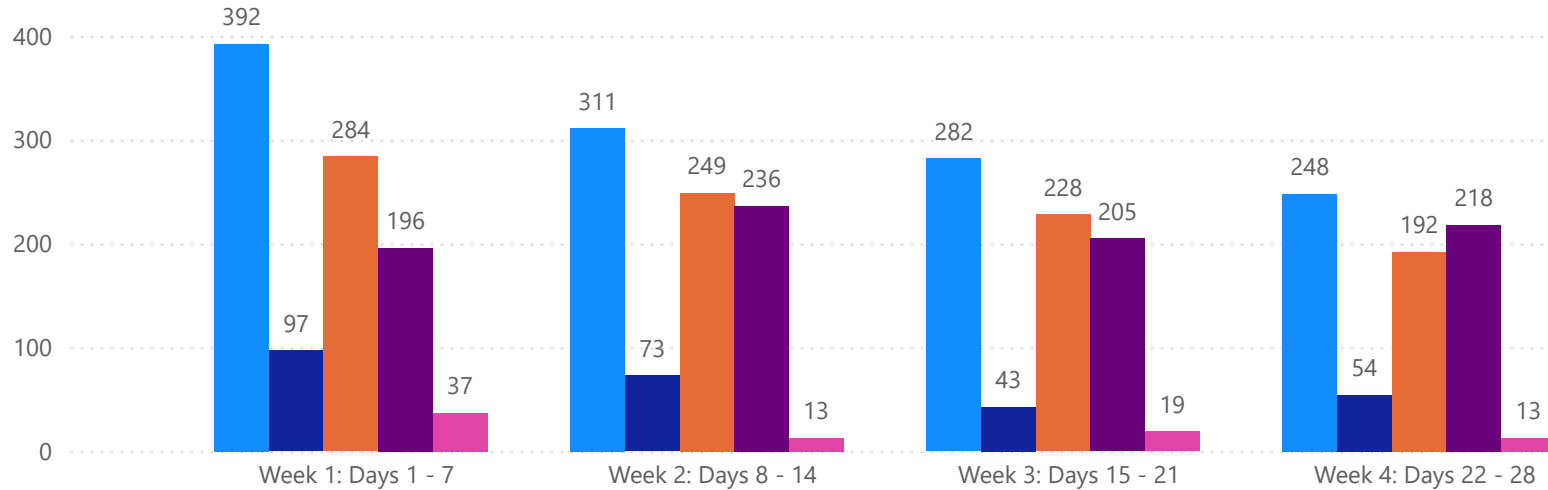


4 WEEK REAL ESTATE MARKET REPORT

PINELLAS COUNTY - SINGLE FAMILY HOME

4/6/2026

MLS Status ● Active ● Canceled ● Pending ● Sold ● Temporarily Off-Market



All data is current as of today, though some MLS statuses may have changed from prior days.

TOTALS

MLS Status	4 Week Total
Active	1233
Canceled	267
Pending	953
Sold	855
Temporarily Off-Market	82

DAILY MARKET CHANGE

Category	Sum of Pinellas
Back on the Market	17
New Listings	33
Price Decrease	74
Price Increase	2

*Back on Market can be from these sources - Pending, Temp Off Market, Cancelled and Expired Listing)

7 DAY SOLD COMPARISON

Closed Prior Year	Volume	Count	Closed Prior Year	Volume	Count
Monday, April 06, 2026	\$11,762,500	18	Saturday, April 05, 2025	\$355,000	1
Friday, April 03, 2026	\$15,129,500	25	Friday, April 04, 2025	\$39,304,450	64
Thursday, April 02, 2026	\$35,651,250	37	Thursday, April 03, 2025	\$15,463,500	31
Wednesday, April 01, 2026	\$21,446,280	38	Wednesday, April 02, 2025	\$17,832,200	27
Tuesday, March 31, 2026	\$46,430,750	78	Tuesday, April 01, 2025	\$23,467,360	40
Total	\$130,420,280	196	Monday, March 31, 2025	\$45,161,175	77
			Sunday, March 30, 2025	\$338,000	1
			Total	\$141,921,685	241

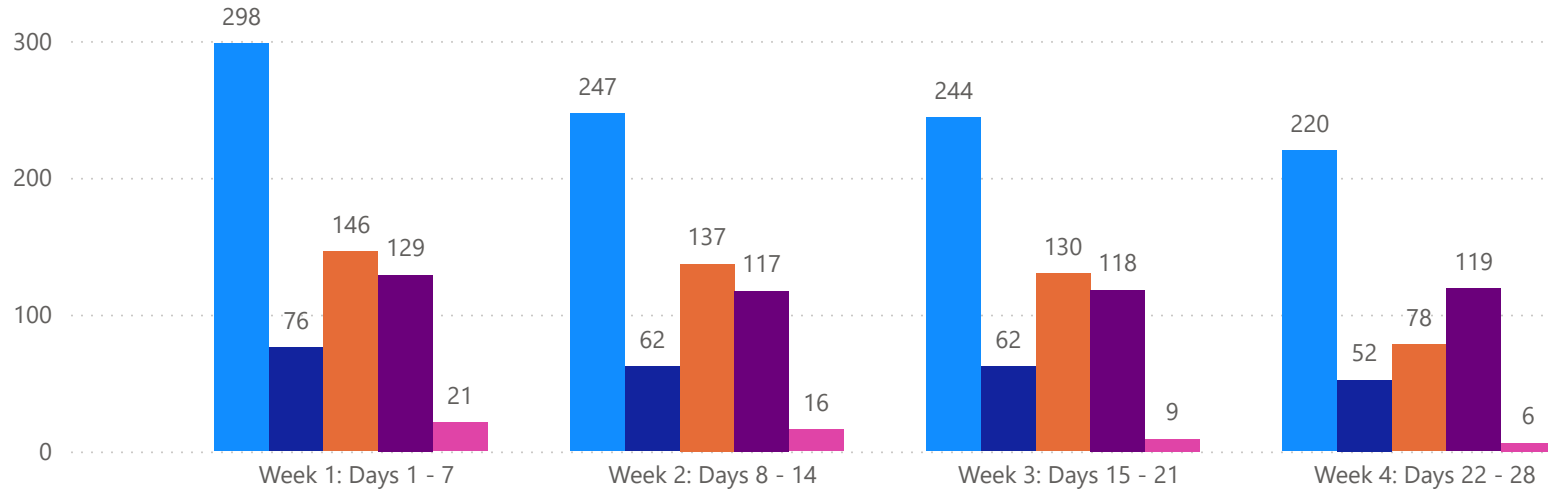


4 WEEK REAL ESTATE MARKET REPORT

PINELLAS COUNTY - CONDO

4/6/2026

MLS Status ● Active ● Canceled ● Pending ● Sold ● Temporarily Off-Market



All data is current as of today, though some MLS statuses may have changed from prior days.

TOTALS

MLS Status	4 Week Total
Active	1009
Canceled	252
Pending	491
Sold	483
Temporarily Off-Market	52

DAILY MARKET CHANGE

Category	Sum of Pinellas
Back on the Market	10
New Listings	20
Price Decrease	47
Price Increase	0

*Back on Market can be from these sources - Pending, Temp Off Market, Cancelled and Expired Listing)

7 DAY SOLD COMPARISON

Closed Prior Year	Volume	Count	Closed Prior Year	Volume	Count
Monday, April 06, 2026	\$12,818,690	15	Saturday, April 05, 2025	\$225,000	1
Friday, April 03, 2026	\$6,304,800	24	Friday, April 04, 2025	\$8,922,900	23
Thursday, April 02, 2026	\$14,428,835	18	Thursday, April 03, 2025	\$7,793,551	11
Wednesday, April 01, 2026	\$49,947,548	27	Wednesday, April 02, 2025	\$3,058,555	8
Tuesday, March 31, 2026	\$23,267,546	45	Tuesday, April 01, 2025	\$8,718,300	17
Total	\$106,767,419	129	Monday, March 31, 2025	\$16,210,288	44
			Total	\$44,928,594	104

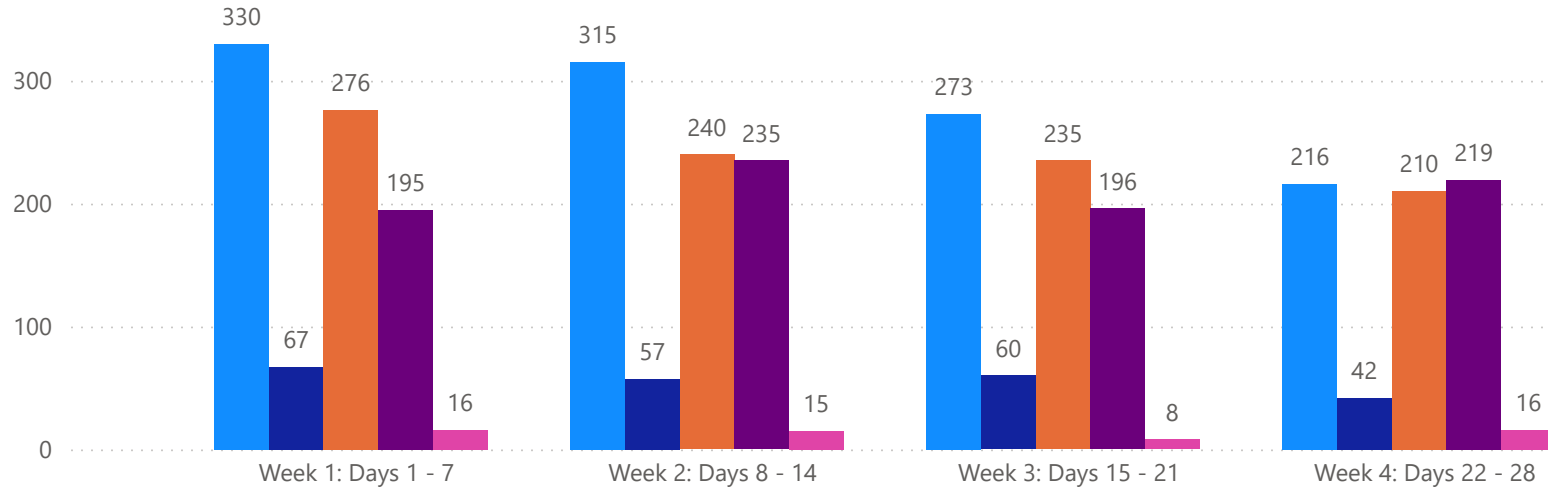


4 WEEK REAL ESTATE MARKET REPORT

PASCO COUNTY - SINGLE FAMILY HOME

4/6/2026

MLS Status ● Active ● Canceled ● Pending ● Sold ● Temporarily Off-Market



All data is current as of today, though some MLS statuses may have changed from prior days.

TOTALS

MLS Status	4 Week Total
Active	1134
Canceled	226
Pending	961
Sold	845
Temporarily Off-Market	55

DAILY MARKET CHANGE

Category	Sum of Pasco
Back on the Market	7
New Listings	31
Price Decrease	54
Price Increase	2

*Back on Market can be from these sources - Pending, Temp Off Market, Cancelled and Expired Listing)

7 DAY SOLD COMPARISON

Closed Prior Year	Volume	Count	Closed Prior Year	Volume	Count
Monday, April 06, 2026	\$4,475,300	11	Friday, April 04, 2025	\$23,770,923	52
Friday, April 03, 2026	\$12,723,290	34	Thursday, April 03, 2025	\$15,166,844	39
Thursday, April 02, 2026	\$16,523,900	38	Wednesday, April 02, 2025	\$9,060,300	23
Wednesday, April 01, 2026	\$10,723,999	18	Tuesday, April 01, 2025	\$16,510,877	37
Tuesday, March 31, 2026	\$39,711,128	94	Monday, March 31, 2025	\$34,933,395	75
Total	\$84,157,617	195	Sunday, March 30, 2025	\$604,760	2
			Total	\$100,047,099	228

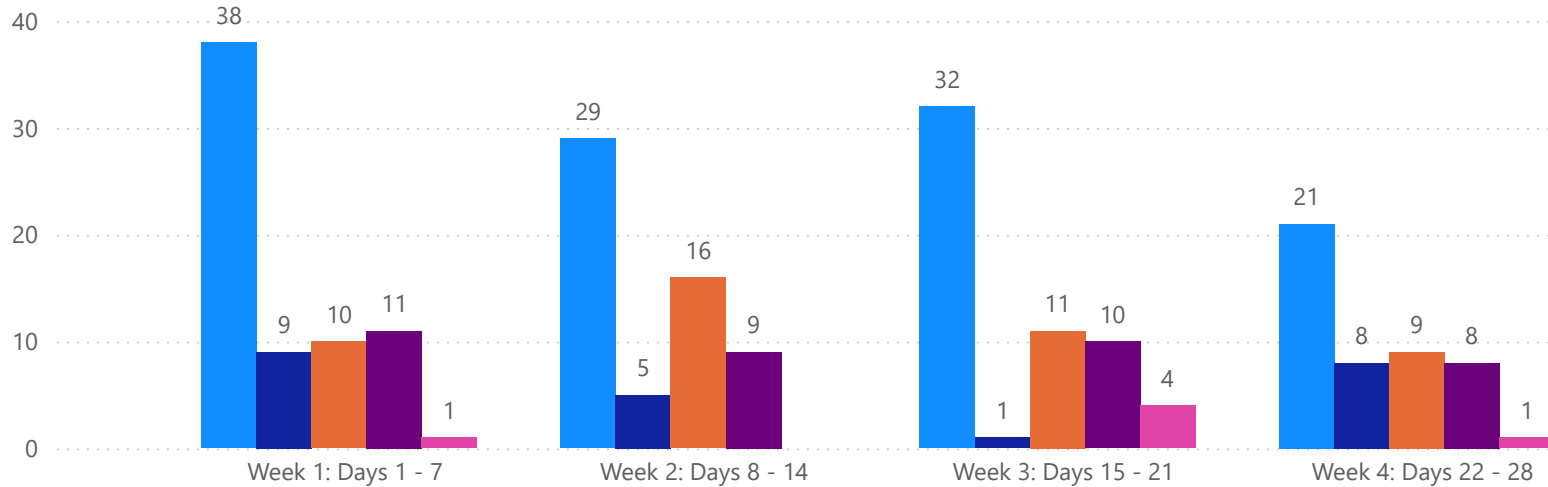


4 WEEK REAL ESTATE MARKET REPORT

PASCO COUNTY - CONDO

4/6/2026

MLS Status ● Active ● Canceled ● Pending ● Sold ● Temporarily Off-Market



All data is current as of today, though some MLS statuses may have changed from prior days.

TOTALS

MLS Status	4 Week Total
Active	120
Canceled	23
Pending	46
Sold	38
Temporarily Off-Market	6

DAILY MARKET CHANGE

Category	Sum of Pasco
Back on the Market	0
New Listings	5
Price Decrease	7
Price Increase	0

*Back on Market can be from these sources - Pending, Temp Off Market, Cancelled and Expired Listing)

7 DAY SOLD COMPARISON

Closed Prior Year	Volume	Count
Monday, April 06, 2026	\$110,000	1
Friday, April 03, 2026	\$91,000	1
Thursday, April 02, 2026	\$564,500	4
Wednesday, April 01, 2026	\$225,000	2
Tuesday, March 31, 2026	\$407,900	3
Total	\$1,398,400	11

Closed Prior Year	Volume	Count
Thursday, April 03, 2025	\$126,750	2
Wednesday, April 02, 2025	\$312,000	2
Tuesday, April 01, 2025	\$114,000	1
Monday, March 31, 2025	\$856,500	6
Total	\$1,409,250	11

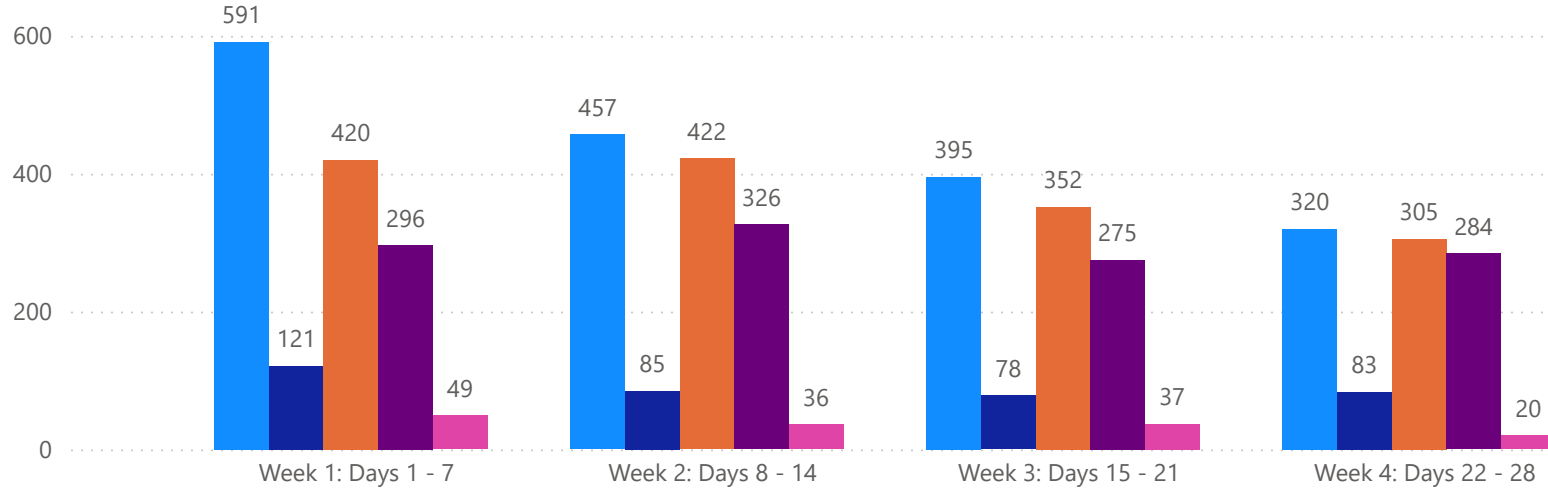


4 WEEK REAL ESTATE MARKET REPORT

HILLSBOROUGH COUNTY - SINGLE FAMILY HOME

4/6/2026

MLS Status ● Active ● Canceled ● Pending ● Sold ● Temporarily Off-Market



All data is current as of today, though some MLS statuses may have changed from prior days.

TOTALS

MLS Status	4 Week Total
Active	1763
Canceled	367
Pending	1499
Sold	1181
Temporarily Off-Market	142

DAILY MARKET CHANGE

Category	Sum of Hillsborough	*Back on Market can be from these sources - Pending, Temp Off Market, Cancelled and Expired Listing)
Back on the Market	29	
New Listings	62	
Price Decrease	86	
Price Increase	8	

7 DAY SOLD COMPARISON

Closed Prior Year	Volume	Count	Closed Prior Year	Volume	Count
Monday, April 06, 2026	\$14,219,496	26	Friday, April 04, 2025	\$50,344,202	86
Saturday, April 04, 2026	\$380,000	1	Thursday, April 03, 2025	\$25,143,960	48
Friday, April 03, 2026	\$33,169,804	53	Wednesday, April 02, 2025	\$24,422,125	39
Thursday, April 02, 2026	\$26,892,300	47	Tuesday, April 01, 2025	\$23,899,667	45
Wednesday, April 01, 2026	\$39,053,369	65	Monday, March 31, 2025	\$72,121,281	111
Tuesday, March 31, 2026	\$55,921,027	104	Sunday, March 30, 2025	\$1,555,620	3
Total	\$169,635,996	296	Total	\$197,486,855	332

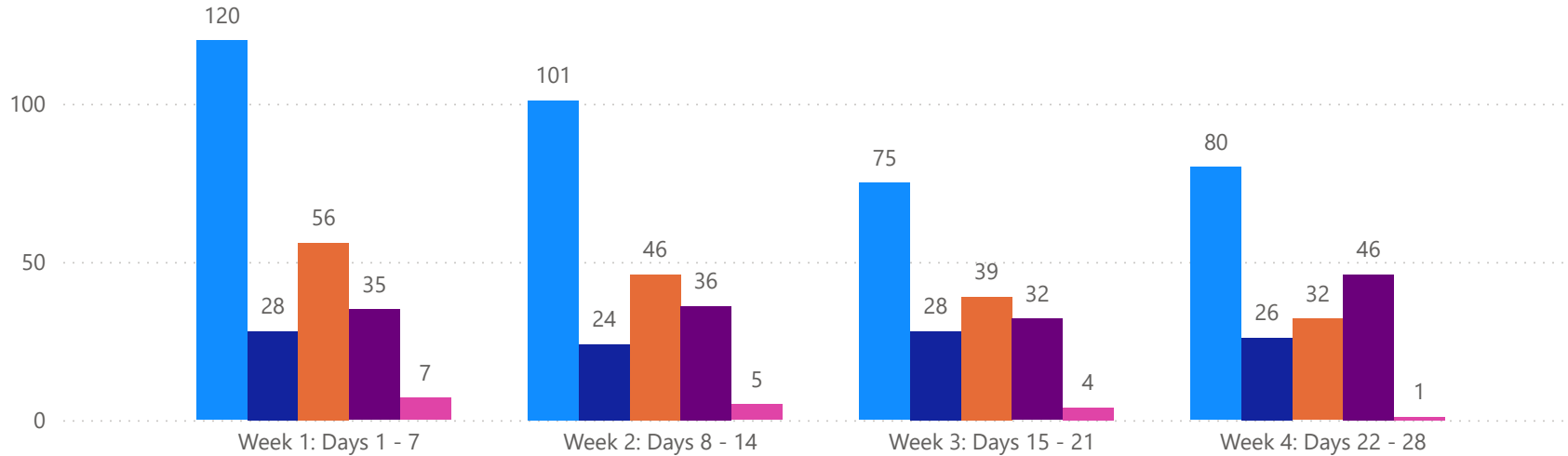


4 WEEK REAL ESTATE MARKET REPORT

HILLSBOROUGH COUNTY - CONDO

4/6/2026

MLS Status ● Active ● Canceled ● Pending ● Sold ● Temporarily Off-Market



All data is current as of today, though some MLS statuses may have changed from prior days.

TOTALS

MLS Status	4 Week Total
Active	376
Canceled	106
Pending	173
Sold	149
Temporarily Off-Market	17

DAILY MARKET CHANGE

Category	Sum of Hillsborough	*Back on Market can be from these sources - Pending, Temp Off Market, Cancelled and Expired Listing)
Back on the Market	2	
New Listings	12	
Price Decrease	14	
Price Increase	0	

7 DAY SOLD COMPARISON

Closed Prior Year	Volume	Count	Closed Prior Year	Volume	Count
Monday, April 06, 2026	\$143,000	1	Friday, April 04, 2025	\$1,362,000	6
Friday, April 03, 2026	\$7,359,000	7	Thursday, April 03, 2025	\$1,316,900	5
Thursday, April 02, 2026	\$3,431,000	8	Wednesday, April 02, 2025	\$3,104,000	5
Wednesday, April 01, 2026	\$772,000	5	Tuesday, April 01, 2025	\$713,000	3
Tuesday, March 31, 2026	\$3,990,000	14	Monday, March 31, 2025	\$8,211,500	18
Total	\$15,695,000	35	Total	\$14,707,400	37

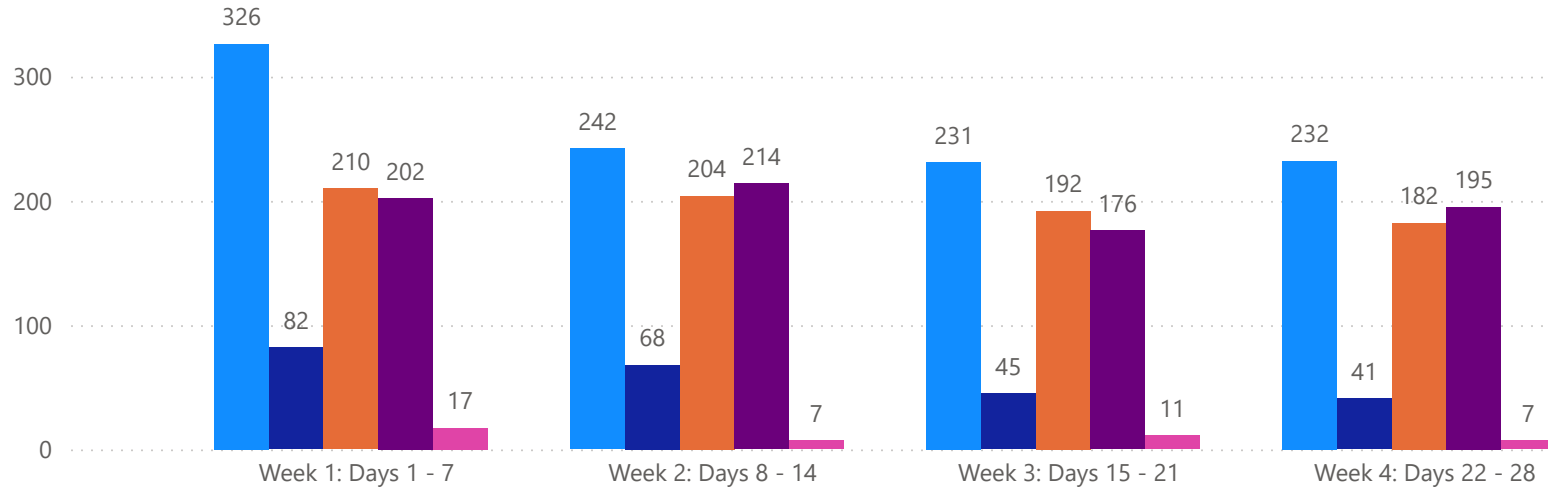


4 WEEK REAL ESTATE MARKET REPORT

SARASOTA COUNTY - SINGLE FAMILY HOME

4/6/2026

MLS Status ● Active ● Canceled ● Pending ● Sold ● Temporarily Off-Market



All data is current as of today, though some MLS statuses may have changed from prior days.

TOTALS

MLS Status	4 Week Total
Active	1031
Canceled	236
Pending	788
Sold	787
Temporarily Off-Market	42

DAILY MARKET CHANGE

Category	Sum of Sarasota
Back on the Market	4
New Listings	56
Price Decrease	65
Price Increase	3

*Back on Market can be from these sources - Pending, Temp Off Market, Cancelled and Expired Listing)

7 DAY SOLD COMPARISON

Closed Prior Year	Volume	Count	Closed Prior Year	Volume	Count
Monday, April 06, 2026	\$9,080,900	16	Saturday, April 05, 2025	\$1,602,882	3
Friday, April 03, 2026	\$21,076,335	27	Friday, April 04, 2025	\$21,607,728	36
Thursday, April 02, 2026	\$20,594,450	33	Thursday, April 03, 2025	\$20,263,836	28
Wednesday, April 01, 2026	\$22,224,200	33	Wednesday, April 02, 2025	\$6,227,000	13
Tuesday, March 31, 2026	\$66,772,531	93	Tuesday, April 01, 2025	\$26,292,416	38
Total	\$139,748,416	202	Monday, March 31, 2025	\$64,343,084	83
			Total	\$140,336,946	201

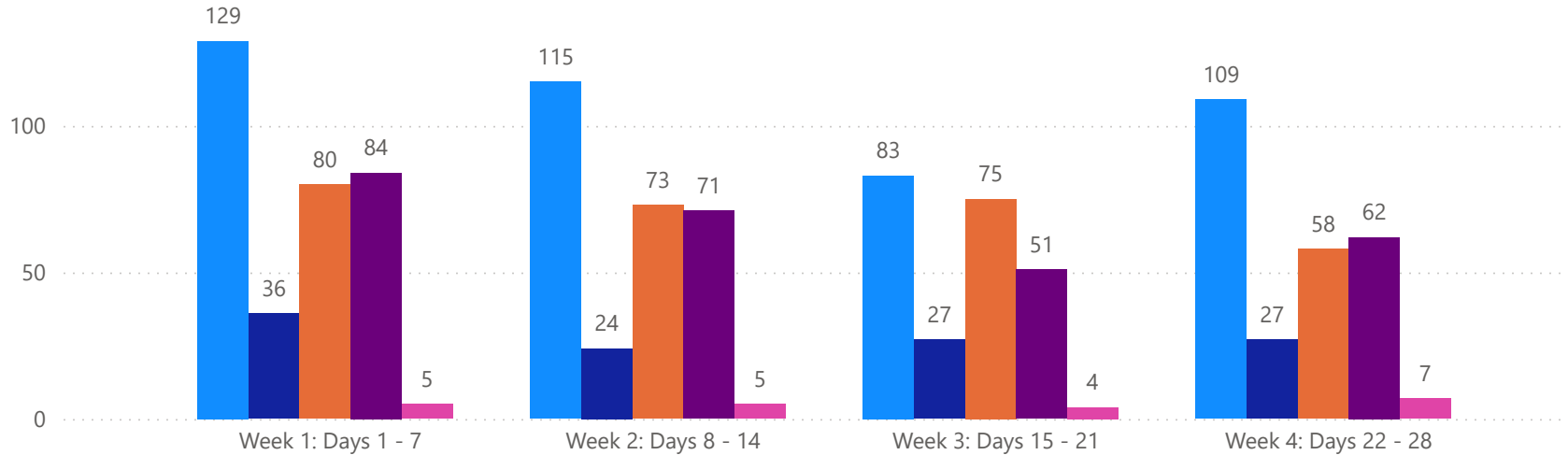


4 WEEK REAL ESTATE MARKET REPORT

SARASOTA COUNTY - CONDO

4/6/2026

MLS Status ● Active ● Canceled ● Pending ● Sold ● Temporarily Off-Market



All data is current as of today, though some MLS statuses may have changed from prior days.

TOTALS

MLS Status	4 Week Total
Active	436
Canceled	114
Pending	286
Sold	268
Temporarily Off-Market	21

DAILY MARKET CHANGE

Category	Sum of Sarasota
Back on the Market	1
New Listings	16
Price Decrease	18
Price Increase	0

*Back on Market can be from these sources - Pending, Temp Off Market, Cancelled and Expired Listing)

7 DAY SOLD COMPARISON

Closed Prior Year	Volume	Count	Closed Prior Year	Volume	Count
Monday, April 06, 2026	\$9,049,000	9	Friday, April 04, 2025	\$8,539,025	11
Friday, April 03, 2026	\$4,806,000	7	Thursday, April 03, 2025	\$5,017,000	4
Thursday, April 02, 2026	\$5,228,400	10	Wednesday, April 02, 2025	\$1,667,000	2
Wednesday, April 01, 2026	\$9,884,450	22	Tuesday, April 01, 2025	\$10,039,000	11
Tuesday, March 31, 2026	\$23,340,250	36	Monday, March 31, 2025	\$16,410,800	20
Total	\$52,308,100	84	Total	\$41,672,825	48

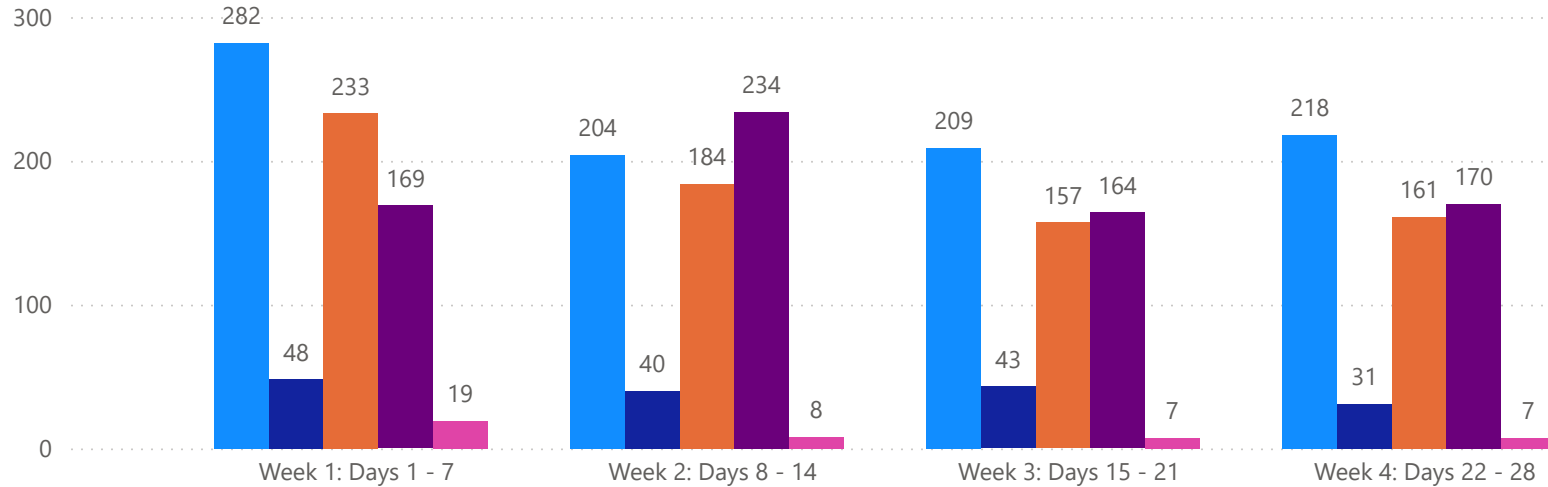


4 WEEK REAL ESTATE MARKET REPORT

MANATEE COUNTY - SINGLE FAMILY HOME

4/6/2026

MLS Status ● Active ● Canceled ● Pending ● Sold ● Temporarily Off-Market



All data is current as of today, though some MLS statuses may have changed from prior days.

TOTALS

MLS Status	4 Week Total
Active	913
Canceled	162
Pending	735
Sold	737
Temporarily Off-Market	41

DAILY MARKET CHANGE

Category	Sum of Manatee
Back on the Market	7
New Listings	39
Price Decrease	60
Price Increase	13

*Back on Market can be from these sources - Pending, Temp Off Market, Cancelled and Expired Listing)

7 DAY SOLD COMPARISON

Closed Prior Year	Volume	Count	Closed Prior Year	Volume	Count
Monday, April 06, 2026	\$6,694,000	12	Saturday, April 05, 2025	\$1,242,000	2
Sunday, April 05, 2026	\$1,610,000	1	Friday, April 04, 2025	\$18,719,210	28
Friday, April 03, 2026	\$24,342,790	30	Thursday, April 03, 2025	\$10,729,613	16
Thursday, April 02, 2026	\$15,837,078	25	Wednesday, April 02, 2025	\$11,162,800	18
Wednesday, April 01, 2026	\$17,164,563	21	Tuesday, April 01, 2025	\$20,449,213	33
Tuesday, March 31, 2026	\$52,323,413	80	Monday, March 31, 2025	\$42,287,507	61
Total	\$117,971,844	169	Total	\$104,590,343	158

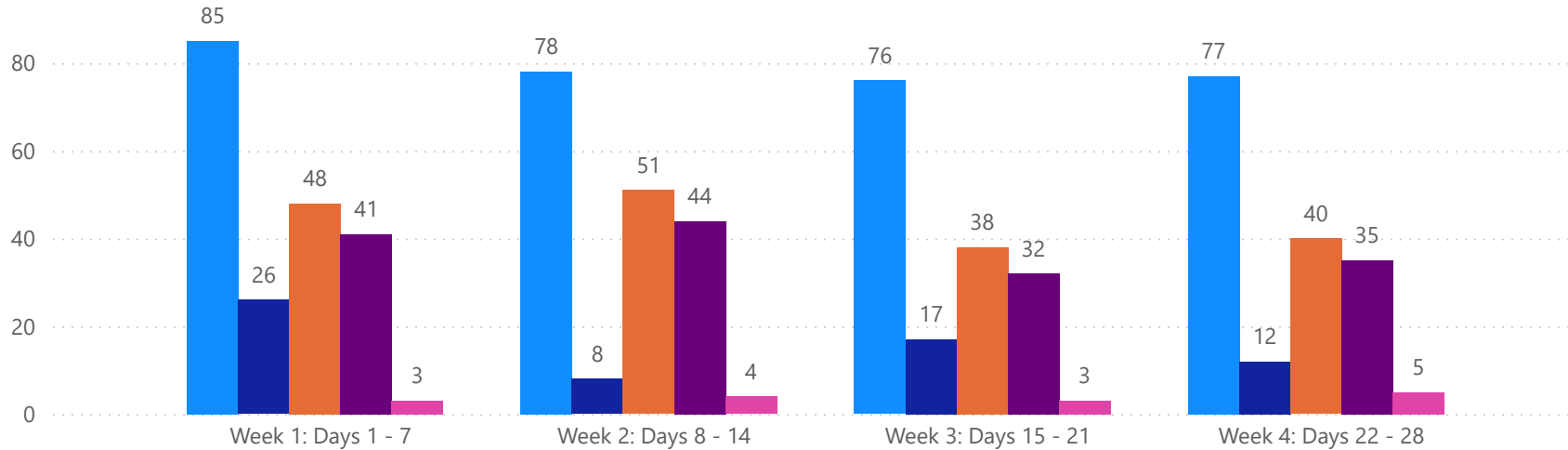


4 WEEK REAL ESTATE MARKET REPORT

MANATEE COUNTY - CONDO

4/6/2026

MLS Status ● Active ● Canceled ● Pending ● Sold ● Temporarily Off-Market



TOTALS

MLS Status	4 Week Total
Active	316
Canceled	63
Pending	177
Sold	152
Temporarily Off-Market	15

DAILY MARKET CHANGE

Category	Sum of Manatee
Back on the Market	0
New Listings	7
Price Decrease	14
Price Increase	1

*Back on Market can be from these sources - Pending, Temp Off Market, Cancelled and Expired Listing)

7 DAY SOLD COMPARISON

Closed Prior Year	Volume	Count	Closed Prior Year	Volume	Count
Monday, April 06, 2026	\$1,265,000	4	Friday, April 04, 2025	\$2,198,000	6
Friday, April 03, 2026	\$1,230,000	5	Thursday, April 03, 2025	\$1,397,000	5
Thursday, April 02, 2026	\$1,287,500	4	Wednesday, April 02, 2025	\$2,543,000	7
Wednesday, April 01, 2026	\$3,791,000	9	Tuesday, April 01, 2025	\$4,601,500	13
Tuesday, March 31, 2026	\$5,496,390	19	Monday, March 31, 2025	\$4,321,500	10
Total	\$13,069,890	41	Total	\$15,061,000	41

