

# SUNCOAST TAMPA ASSOCIATION OF REALTORS®

## 4 WEEK REAL ESTATE MARKET REPORT

Wednesday, April 8, 2026

*As of: Thursday, April 9, 2026*

- 1 Report Breakdown
- 2 Cumulative Tampa Bay Report - Single Family Home
- 3 Cumulative Tampa Bay Report - Condominium
- 4 Pinellas County - Single Family Home
- 5 Pinellas County - Condominium
- 6 Pasco County - Single Family Home
- 7 Pasco County - Condominium
- 8 Hillsborough County - Single Family Home
- 9 Hillsborough County - Condominium
- 10 Sarasota County - Single Family Home
- 11 Sarasota County - Condominium
- 12 Manatee County - Single Family Home
- 13 Manatee County - Condominium

# 4 WEEK REAL ESTATE MARKET REPORT

## REPORT BREAKDOWN

Wednesday, April 8, 2026

as of: 4/9/2026

Day 1	Wednesday, April 8, 2026
Day 2	Tuesday, April 7, 2026
Day 3	Monday, April 6, 2026
Day 4	Sunday, April 5, 2026
Day 5	Saturday, April 4, 2026
Day 6	Thursday, April 9, 2026
Day 7	Wednesday, April 8, 2026
Day 8	Tuesday, April 7, 2026
Day 9	Monday, April 6, 2026
Day 10	Sunday, April 5, 2026
Day 11	Saturday, April 4, 2026
Day 12	Friday, April 3, 2026
Day 13	Thursday, April 2, 2026
Day 14	Wednesday, April 1, 2026
Day 15	Tuesday, March 31, 2026
Day 16	Monday, March 30, 2026
Day 17	Sunday, March 29, 2026
Day 18	Saturday, March 28, 2026
Day 19	Friday, March 27, 2026
Day 20	Thursday, March 26, 2026
Day 21	Wednesday, March 25, 2026
Day 22	Tuesday, March 24, 2026
Day 23	Monday, March 23, 2026
Day 24	Sunday, March 22, 2026
Day 25	Saturday, March 21, 2026
Day 26	Friday, March 20, 2026
Day 27	Thursday, March 19, 2026
Day 28	Wednesday, March 18, 2026

### REPORT BREAKDOWN

#### GRAPH:

Active - Newly listed during the date range

Pending - Status changed to 'pending' during the date range

Sold - Closed during the date range

Canceled - Canceled during the date range

Temp off Market - Status changed to 'temp' off market' during the date range

The date ranges are not cumulative.

Day 1: Wednesday, April 8, 2026

Day 28: Wednesday, March 18, 2026

#### TOTALS:

4 Weeks: The summation of each date range (Day 1 - Day 28)

#### Market Changes

Day 1's New Listings, Price Increase, Price Decreases and Back on Market

Manatee County - Single Family Home

#### 7 Day Sold Comparison

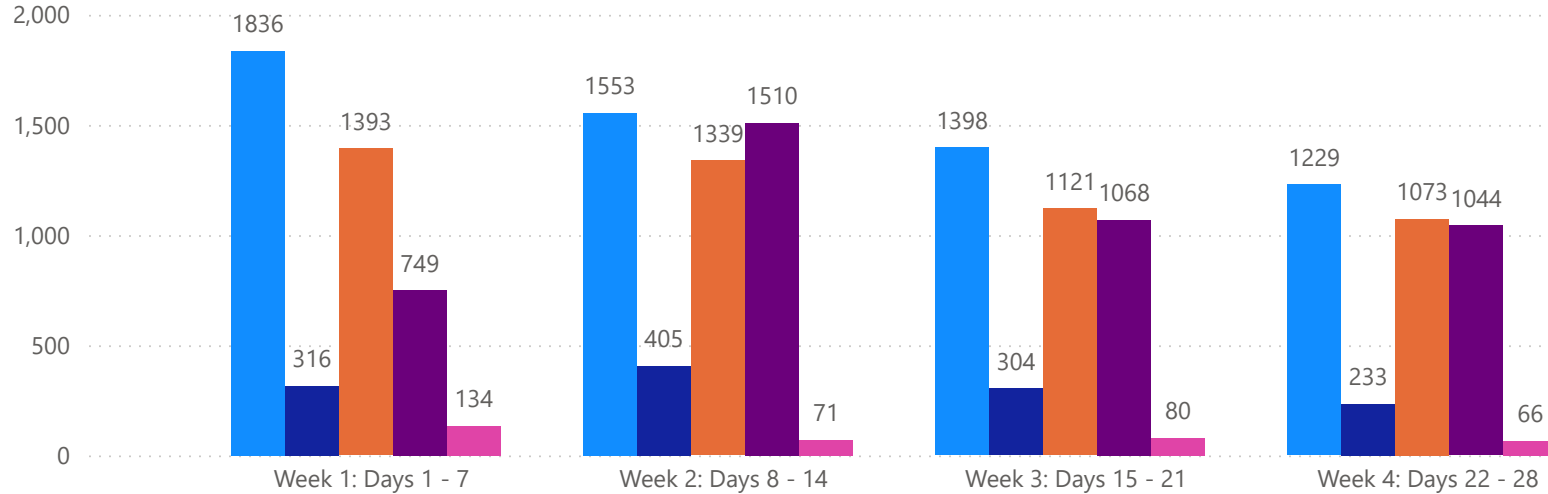
Compares the sold amount and volume in the last 7 days against the same timeframe in the prior year and days 8 - days 14.

# 4 WEEK REAL ESTATE MARKET REPORT

## TAMPA BAY - SINGLE FAMILY HOME

### 4/8/2026

MLS Status ● Active ● Canceled ● Pending ● Sold ● Temporarily Off-Market



All data is current as of today, though some MLS statuses may have changed from prior days.

### TOTALS

MLS Status	4 Week Total
Active	6016
Canceled	1258
Pending	4926
Sold	4371
Temporarily Off-Market	351

### DAILY MARKET CHANGE

Category	Sum of Total
Back on the Market	45
New Listings	192
Price Decrease	407
Price Increase	15

\*Back on Market can be from these sources - Pending, Temp Off Market, Cancelled and Expired Listing)

### 7 DAY SOLD COMPARISON

Closed Prior Year	Volume	Count	Closed Prior Year	Volume	Count
Wednesday, April 08, 2026	\$58,142,851	86	Monday, April 07, 2025	\$83,154,400	150
Tuesday, April 07, 2026	\$95,394,903	136	Sunday, April 06, 2025	\$749,000	1
Monday, April 06, 2026	\$84,047,691	148	Saturday, April 05, 2025	\$3,199,882	6
Sunday, April 05, 2026	\$1,610,000	1	Friday, April 04, 2025	\$153,746,513	266
Saturday, April 04, 2026	\$1,825,000	4	Thursday, April 03, 2025	\$86,767,753	162
Friday, April 03, 2026	\$116,674,519	192	Wednesday, April 02, 2025	\$68,704,425	120
Thursday, April 02, 2026	\$116,477,538	182	Tuesday, April 01, 2025	\$110,619,533	193
<b>Total</b>	<b>\$474,172,502</b>	<b>749</b>	<b>Total</b>	<b>\$506,941,506</b>	<b>898</b>

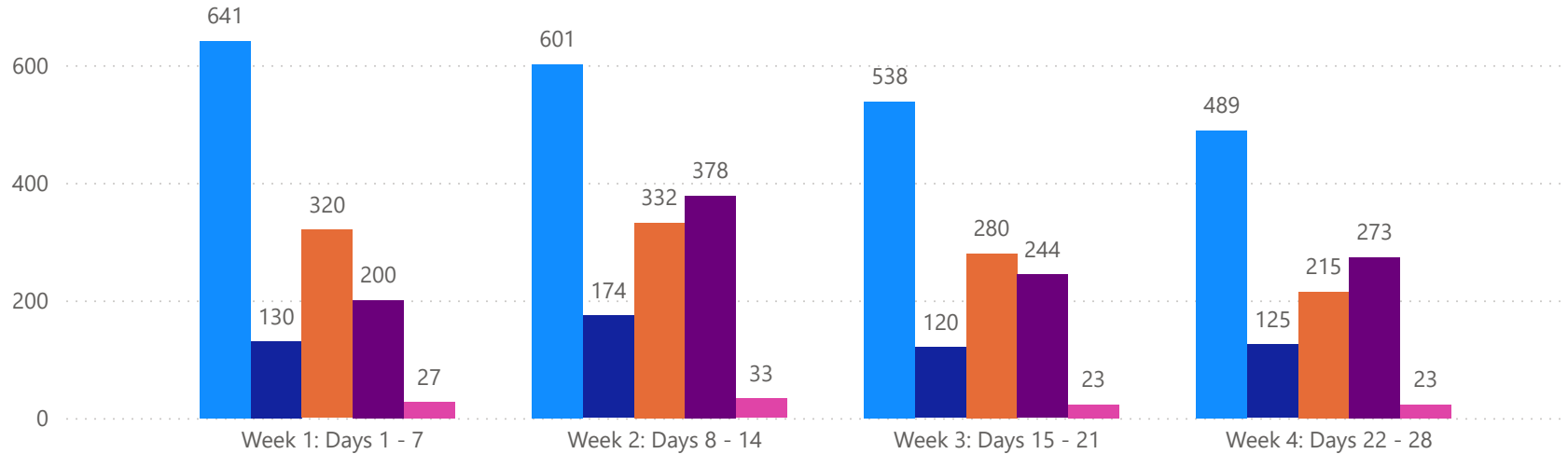


# 4 WEEK REAL ESTATE MARKET REPORT

## TAMPA BAY - CONDO

### 4/8/2026

MLS Status ● Active ● Canceled ● Pending ● Sold ● Temporarily Off-Market



All data is current as of today, though some MLS statuses may have changed from prior days.

### TOTALS

MLS Status	4 Week Total
Active	2269
Canceled	549
Pending	1147
Sold	1095
Temporarily Off-Market	106

### DAILY MARKET CHANGE

Category	Sum of Total
Back on the Market	16
New Listings	46
Price Decrease	67
Price Increase	2

\*Back on Market can be from these sources - Pending, Temp Off Market, Cancelled and Expired Listing)

### 7 DAY SOLD COMPARISON

Closed Prior Year	Volume	Count
Wednesday, April 08, 2026	\$7,687,500	20
Tuesday, April 07, 2026	\$13,547,300	40
Monday, April 06, 2026	\$27,484,290	43
Sunday, April 05, 2026	\$92,000	1
Friday, April 03, 2026	\$22,449,800	52
Thursday, April 02, 2026	\$24,940,235	44
<b>Total</b>	<b>\$96,201,125</b>	<b>200</b>

Closed Prior Year	Volume	Count
Monday, April 07, 2025	\$18,530,148	37
Sunday, April 06, 2025	\$550,000	1
Saturday, April 05, 2025	\$225,000	1
Friday, April 04, 2025	\$21,021,925	46
Thursday, April 03, 2025	\$15,651,201	27
Wednesday, April 02, 2025	\$10,684,555	24
Tuesday, April 01, 2025	\$24,185,800	45
<b>Total</b>	<b>\$90,848,629</b>	<b>181</b>

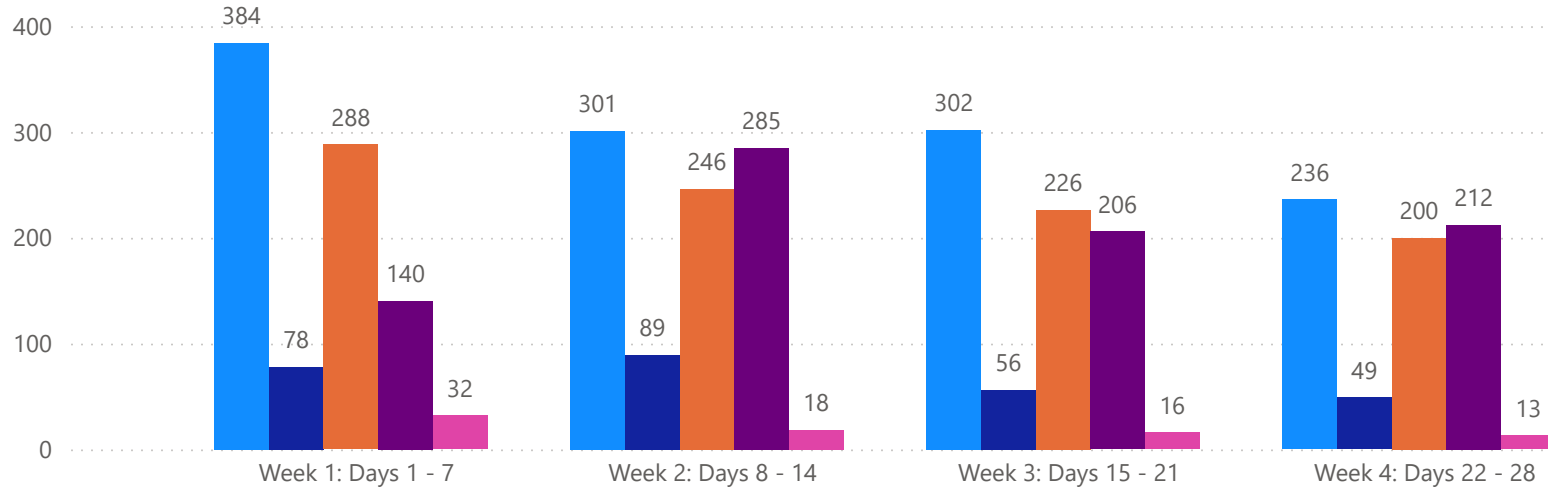


# 4 WEEK REAL ESTATE MARKET REPORT

## PINELLAS COUNTY - SINGLE FAMILY HOME

### 4/8/2026

MLS Status ● Active ● Canceled ● Pending ● Sold ● Temporarily Off-Market



All data is current as of today, though some MLS statuses may have changed from prior days.

### TOTALS

MLS Status	4 Week Total
Active	1223
Canceled	272
Pending	960
Sold	843
Temporarily Off-Market	79

### DAILY MARKET CHANGE

Category	Sum of Pinellas
Back on the Market	9
New Listings	47
Price Decrease	88
Price Increase	2

\*Back on Market can be from these sources - Pending, Temp Off Market, Cancelled and Expired Listing)

### 7 DAY SOLD COMPARISON

Closed Prior Year	Volume	Count	Closed Prior Year	Volume	Count
Wednesday, April 08, 2026	\$21,793,000	20	Monday, April 07, 2025	\$20,534,590	31
Tuesday, April 07, 2026	\$18,994,000	24	Saturday, April 05, 2025	\$355,000	1
Monday, April 06, 2026	\$17,089,500	28	Friday, April 04, 2025	\$39,304,450	64
Friday, April 03, 2026	\$17,252,500	31	Thursday, April 03, 2025	\$15,463,500	31
Thursday, April 02, 2026	\$35,651,250	37	Wednesday, April 02, 2025	\$17,832,200	27
<b>Total</b>	<b>\$110,780,250</b>	<b>140</b>	Tuesday, April 01, 2025	\$23,467,360	40
			<b>Total</b>	<b>\$116,957,100</b>	<b>194</b>

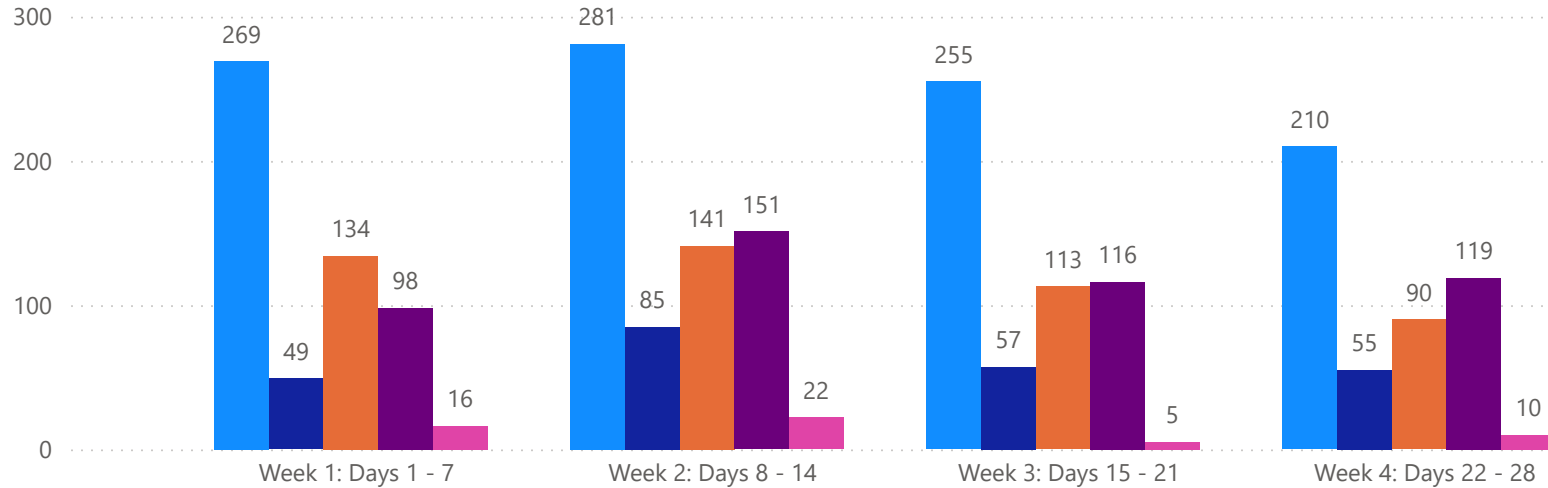


# 4 WEEK REAL ESTATE MARKET REPORT

## PINELLAS COUNTY - CONDO

### 4/8/2026

MLS Status ● Active ● Canceled ● Pending ● Sold ● Temporarily Off-Market



All data is current as of today, though some MLS statuses may have changed from prior days.

### TOTALS

MLS Status	4 Week Total
Active	1015
Canceled	246
Pending	478
Sold	484
Temporarily Off-Market	53

### DAILY MARKET CHANGE

Category	Sum of Pinellas
Back on the Market	6
New Listings	18
Price Decrease	41
Price Increase	2

\*Back on Market can be from these sources - Pending, Temp Off Market, Cancelled and Expired Listing)

### 7 DAY SOLD COMPARISON

Closed Prior Year	Volume	Count	Closed Prior Year	Volume	Count
Wednesday, April 08, 2026	\$2,418,500	7	Monday, April 07, 2025	\$6,379,000	16
Tuesday, April 07, 2026	\$9,016,300	25	Saturday, April 05, 2025	\$225,000	1
Monday, April 06, 2026	\$15,947,390	23	Friday, April 04, 2025	\$8,922,900	23
Friday, April 03, 2026	\$6,491,800	25	Thursday, April 03, 2025	\$7,793,551	11
Thursday, April 02, 2026	\$14,428,835	18	Wednesday, April 02, 2025	\$3,058,555	8
<b>Total</b>	<b>\$48,302,825</b>	<b>98</b>	Tuesday, April 01, 2025	\$8,718,300	17
			<b>Total</b>	<b>\$35,097,306</b>	<b>76</b>

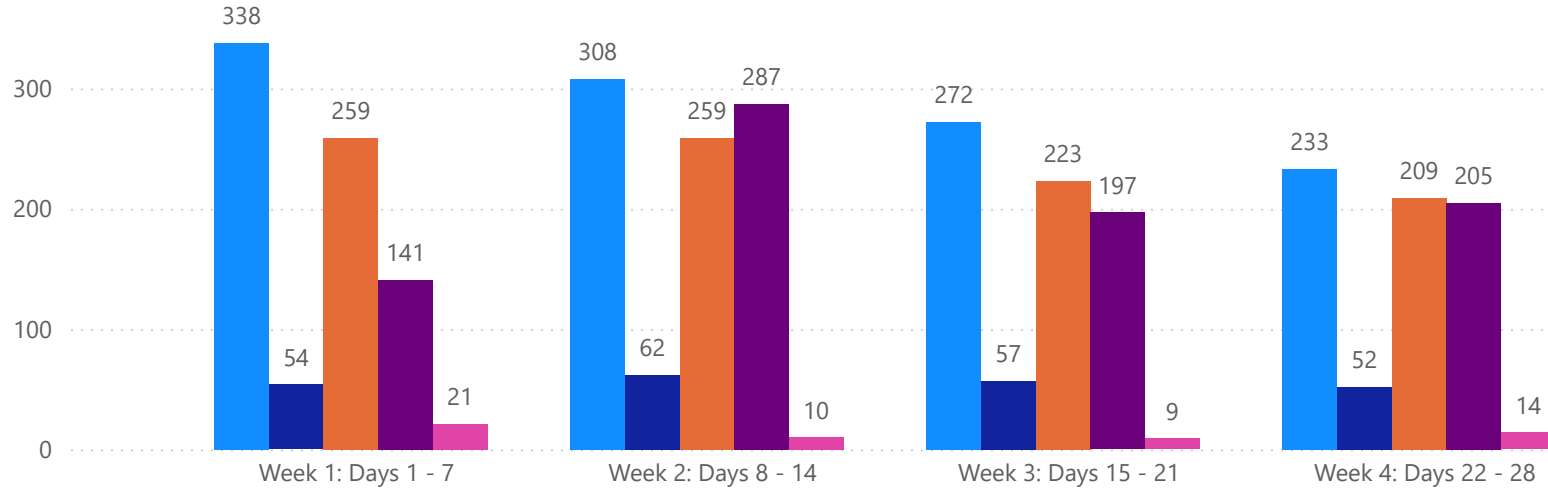


# 4 WEEK REAL ESTATE MARKET REPORT

## PASCO COUNTY - SINGLE FAMILY HOME

### 4/8/2026

MLS Status ● Active ● Canceled ● Pending ● Sold ● Temporarily Off-Market



All data is current as of today, though some MLS statuses may have changed from prior days.

### TOTALS

MLS Status	4 Week Total
Active	1151
Canceled	225
Pending	950
Sold	830
Temporarily Off-Market	54

### DAILY MARKET CHANGE

Category	Sum of Pasco
Back on the Market	9
New Listings	36
Price Decrease	101
Price Increase	4

\*Back on Market can be from these sources - Pending, Temp Off Market, Cancelled and Expired Listing)

### 7 DAY SOLD COMPARISON

Closed Prior Year	Volume	Count	Closed Prior Year	Volume	Count
Wednesday, April 08, 2026	\$6,592,085	14	Monday, April 07, 2025	\$12,541,490	32
Tuesday, April 07, 2026	\$12,292,040	29	Friday, April 04, 2025	\$23,770,923	52
Monday, April 06, 2026	\$8,642,996	23	Thursday, April 03, 2025	\$15,166,844	39
Friday, April 03, 2026	\$13,731,290	36	Wednesday, April 02, 2025	\$9,060,300	23
Thursday, April 02, 2026	\$17,215,460	39	Tuesday, April 01, 2025	\$16,510,877	37
<b>Total</b>	<b>\$58,473,871</b>	<b>141</b>	<b>Total</b>	<b>\$77,050,434</b>	<b>183</b>

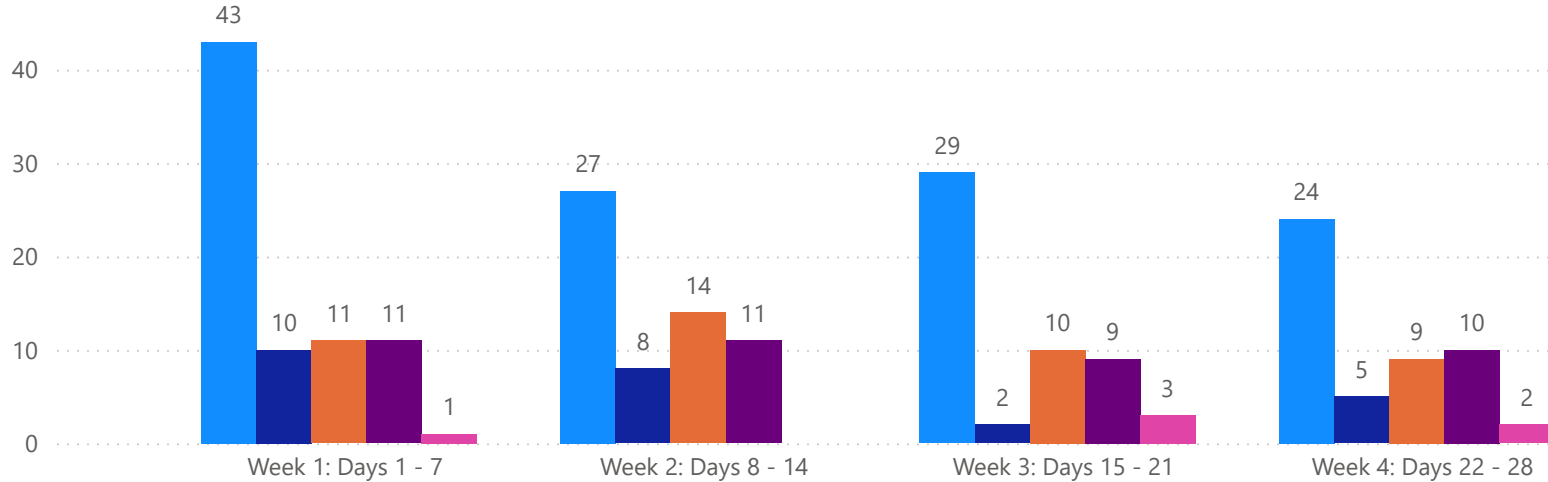


# 4 WEEK REAL ESTATE MARKET REPORT

## PASCO COUNTY - CONDO

### 4/8/2026

MlsStatus ● Active ● Canceled ● Pending ● Sold ● Temporarily Off-Market



All data is current as of today, though some MLS statuses may have changed from prior days.

### TOTALS

MLS Status	4 Week Total
Active	123
Canceled	25
Pending	44
Sold	41
Temporarily Off-Market	6

### DAILY MARKET CHANGE

Category	Sum of Pasco
Back on the Market	1
New Listings	3
Price Decrease	4
Price Increase	0

\*Back on Market can be from these sources - Pending, Temp Off Market, Cancelled and Expired Listing)

### 7 DAY SOLD COMPARISON

Closed Prior Year	Volume	Count
Wednesday, April 08, 2026	\$115,000	1
Tuesday, April 07, 2026	\$412,000	3
Monday, April 06, 2026	\$110,000	1
Sunday, April 05, 2026	\$92,000	1
Friday, April 03, 2026	\$91,000	1
Thursday, April 02, 2026	\$564,500	4
<b>Total</b>	<b>\$1,384,500</b>	<b>11</b>

Closed Prior Year	Volume	Count
Thursday, April 03, 2025	\$126,750	2
Wednesday, April 02, 2025	\$312,000	2
Tuesday, April 01, 2025	\$114,000	1
<b>Total</b>	<b>\$552,750</b>	<b>5</b>

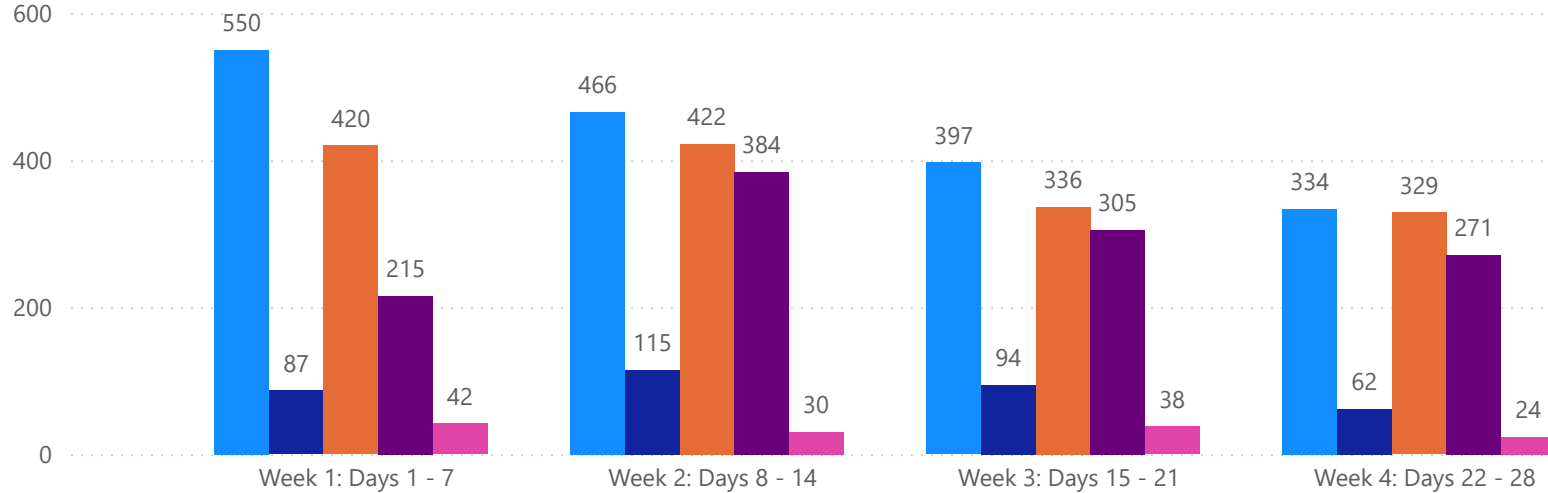


# 4 WEEK REAL ESTATE MARKET REPORT

## HILLSBOROUGH COUNTY - SINGLE FAMILY HOME

### 4/8/2026

MLS Status ● Active ● Canceled ● Pending ● Sold ● Temporarily Off-Market



All data is current as of today, though some MLS statuses may have changed from prior days.

### TOTALS

MLS Status	4 Week Total
Active	1747
Canceled	358
Pending	1507
Sold	1175
Temporarily Off-Market	134

### DAILY MARKET CHANGE

Category	Sum of Hillsborough	*Back on Market can be from these sources - Pending, Temp Off Market, Cancelled and Expired Listing)
Back on the Market	11	
New Listings	48	
Price Decrease	88	
Price Increase	3	

### 7 DAY SOLD COMPARISON

Closed Prior Year	Volume	Count	Closed Prior Year	Volume	Count
Wednesday, April 08, 2026	\$8,567,014	21	Monday, April 07, 2025	\$21,309,030	38
Tuesday, April 07, 2026	\$23,166,370	34	Friday, April 04, 2025	\$50,344,202	86
Monday, April 06, 2026	\$27,645,796	49	Thursday, April 03, 2025	\$25,143,960	48
Saturday, April 04, 2026	\$1,055,000	2	Wednesday, April 02, 2025	\$24,422,125	39
Friday, April 03, 2026	\$37,068,704	61	Tuesday, April 01, 2025	\$23,899,667	45
Thursday, April 02, 2026	\$27,179,300	48	<b>Total</b>	<b>\$145,118,984</b>	<b>256</b>
<b>Total</b>	<b>\$124,682,184</b>	<b>215</b>			

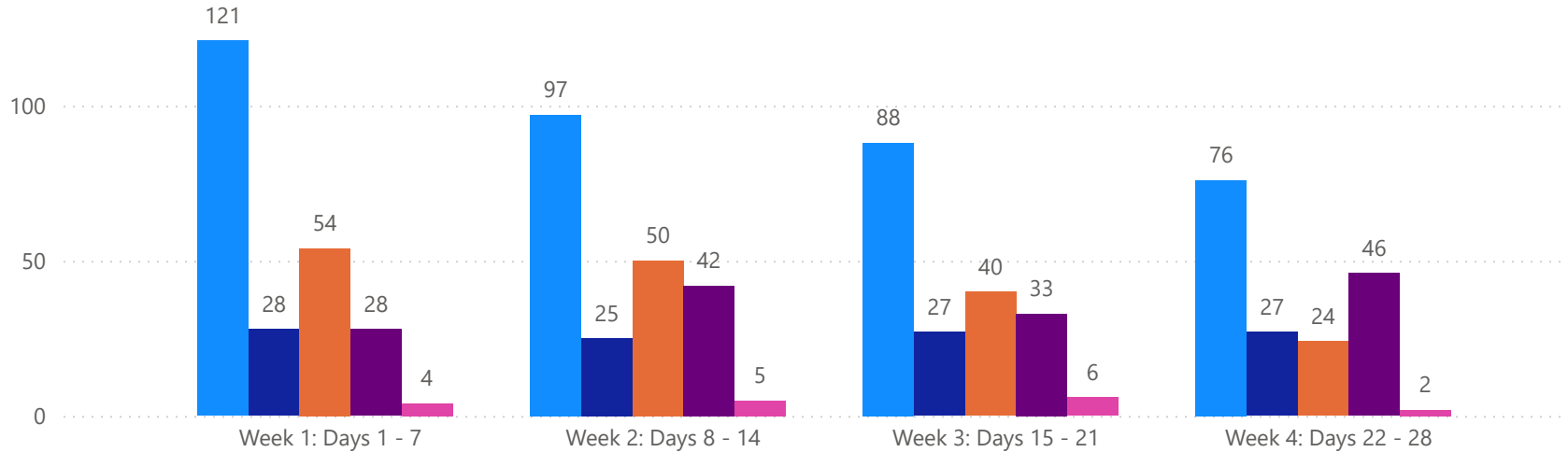


# 4 WEEK REAL ESTATE MARKET REPORT

## HILLSBOROUGH COUNTY - CONDO

4/8/2026

MLS Status ● Active ● Canceled ● Pending ● Sold ● Temporarily Off-Market



All data is current as of today, though some MLS statuses may have changed from prior days.

### TOTALS

MLS Status	4 Week Total
Active	382
Canceled	107
Pending	168
Sold	149
Temporarily Off-Market	17

### DAILY MARKET CHANGE

Category	Sum of Hillsborough	*Back on Market can be from these sources - Pending, Temp Off Market, Canceled and Expired Listing)
Back on the Market	5	
New Listings	6	
Price Decrease	8	
Price Increase	0	

### 7 DAY SOLD COMPARISON

Closed Prior Year	Volume	Count	Closed Prior Year	Volume	Count
Wednesday, April 08, 2026	\$1,170,000	5	Monday, April 07, 2025	\$1,293,500	5
Tuesday, April 07, 2026	\$582,000	4	Friday, April 04, 2025	\$1,362,000	6
Monday, April 06, 2026	\$527,900	4	Thursday, April 03, 2025	\$1,316,900	5
Friday, April 03, 2026	\$7,359,000	7	Wednesday, April 02, 2025	\$3,104,000	5
Thursday, April 02, 2026	\$3,431,000	8	Tuesday, April 01, 2025	\$713,000	3
<b>Total</b>	<b>\$13,069,900</b>	<b>28</b>	<b>Total</b>	<b>\$7,789,400</b>	<b>24</b>

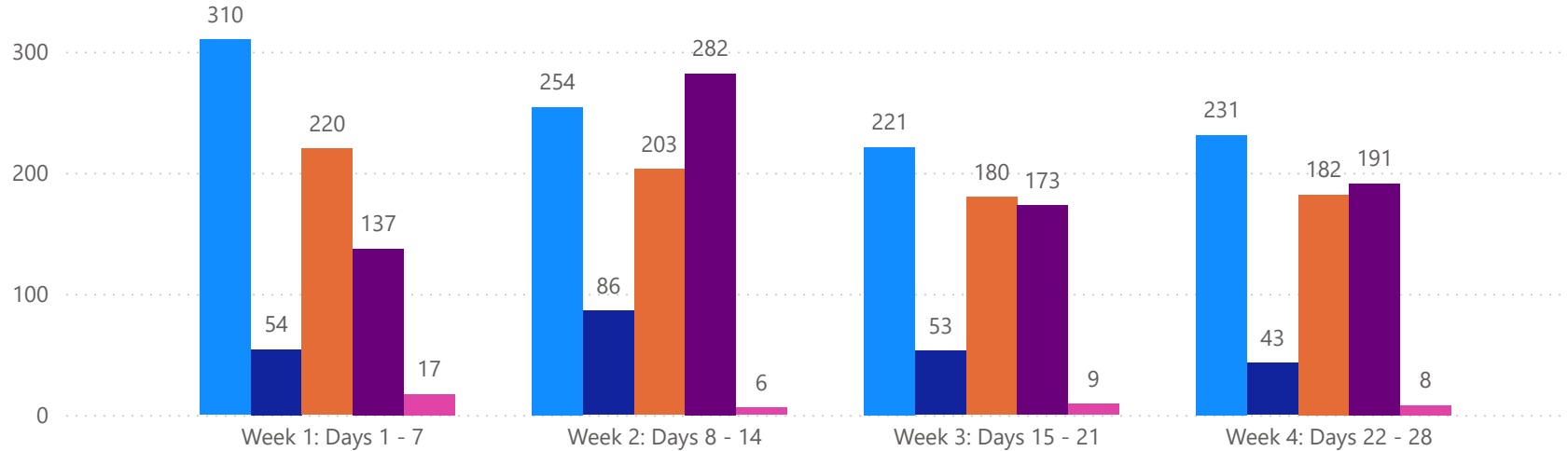


# 4 WEEK REAL ESTATE MARKET REPORT

## SARASOTA COUNTY - SINGLE FAMILY HOME

### 4/8/2026

**MLSStatus** ● Active ● Canceled ● Pending ● Sold ● Temporarily Off-Market



All data is current as of today, though some MLS statuses may have changed from prior days.

### TOTALS

MLS Status	4 Week Total
Active	1016
Canceled	236
Pending	785
Sold	783
Temporarily Off-Market	40

### DAILY MARKET CHANGE

Category	Sum of Sarasota
Back on the Market	8
New Listings	36
Price Decrease	68
Price Increase	3

\*Back on Market can be from these sources - Pending, Temp Off Market, Cancelled and Expired Listing)

### 7 DAY SOLD COMPARISON

Closed Prior Year	Volume	Count	Closed Prior Year	Volume	Count
Wednesday, April 08, 2026	\$11,026,852	19	Monday, April 07, 2025	\$14,217,036	26
Tuesday, April 07, 2026	\$23,674,000	25	Saturday, April 05, 2025	\$1,602,882	3
Monday, April 06, 2026	\$18,225,900	25	Friday, April 04, 2025	\$21,607,728	36
Saturday, April 04, 2026	\$295,000	1	Thursday, April 03, 2025	\$20,263,836	28
Friday, April 03, 2026	\$24,279,235	34	Wednesday, April 02, 2025	\$6,227,000	13
Thursday, April 02, 2026	\$20,594,450	33	Tuesday, April 01, 2025	\$26,292,416	38
<b>Total</b>	<b>\$98,095,437</b>	<b>137</b>	<b>Total</b>	<b>\$90,210,898</b>	<b>144</b>

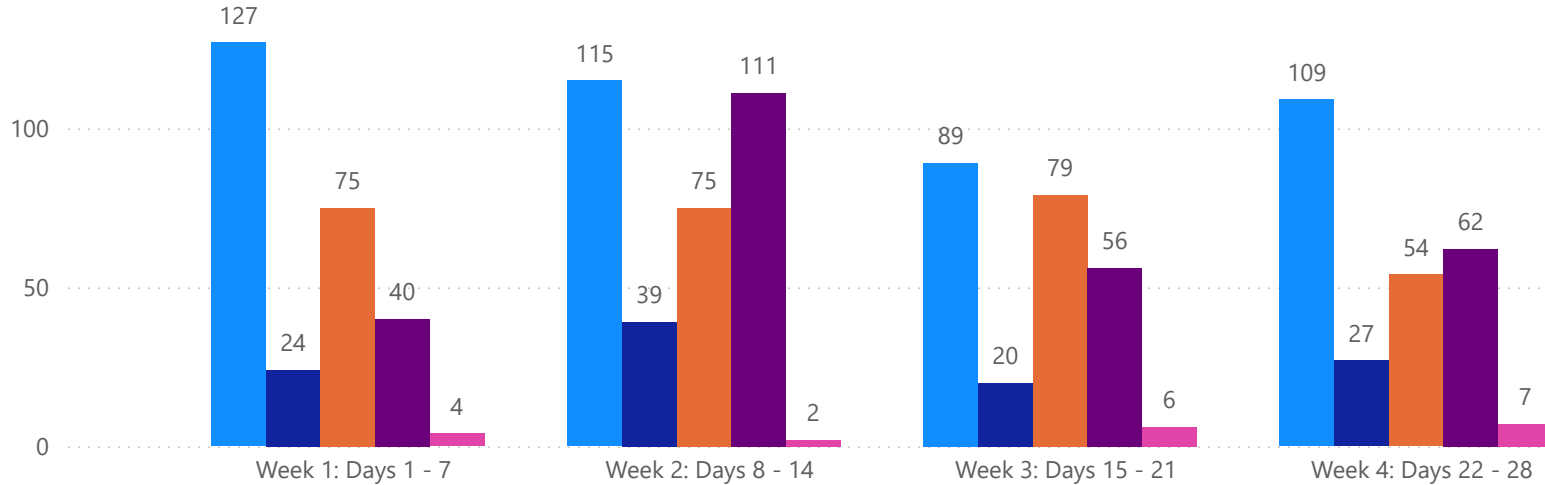


# 4 WEEK REAL ESTATE MARKET REPORT

## SARASOTA COUNTY - CONDO

### 4/8/2026

MLS Status ● Active ● Canceled ● Pending ● Sold ● Temporarily Off-Market



All data is current as of today, though some MLS statuses may have changed from prior days.

### TOTALS

MLS Status	4 Week Total
Active	440
Canceled	110
Pending	283
Sold	269
Temporarily Off-Market	19

### DAILY MARKET CHANGE

Category	Sum of Sarasota
Back on the Market	3
New Listings	11
Price Decrease	9
Price Increase	0

\*Back on Market can be from these sources - Pending, Temp Off Market, Cancelled and Expired Listing)

### 7 DAY SOLD COMPARISON

Closed Prior Year	Volume	Count	Closed Prior Year	Volume	Count
Wednesday, April 08, 2026	\$3,894,000	6	Monday, April 07, 2025	\$9,340,148	11
Tuesday, April 07, 2026	\$1,798,000	3	Sunday, April 06, 2025	\$550,000	1
Monday, April 06, 2026	\$9,049,000	9	Friday, April 04, 2025	\$8,539,025	11
Friday, April 03, 2026	\$6,760,000	12	Thursday, April 03, 2025	\$5,017,000	4
Thursday, April 02, 2026	\$5,228,400	10	Wednesday, April 02, 2025	\$1,667,000	2
<b>Total</b>	<b>\$26,729,400</b>	<b>40</b>	Tuesday, April 01, 2025	\$10,039,000	11
			<b>Total</b>	<b>\$35,152,173</b>	<b>40</b>

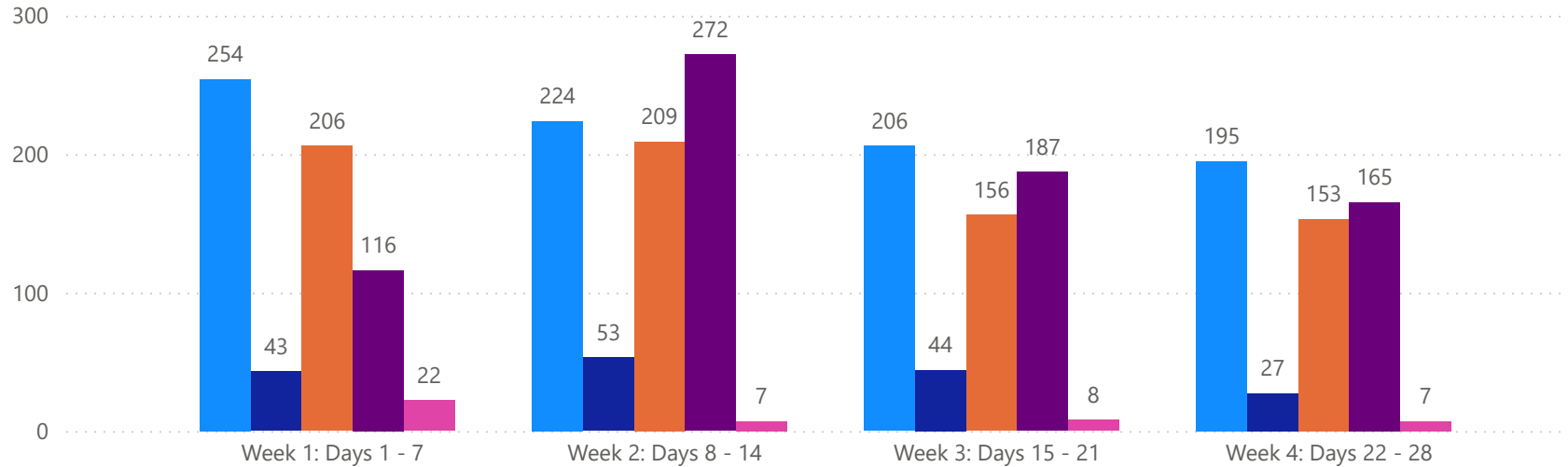


# 4 WEEK REAL ESTATE MARKET REPORT

## MANATEE COUNTY - SINGLE FAMILY HOME

### 4/8/2026

MLS Status ● Active ● Canceled ● Pending ● Sold ● Temporarily Off-Market



All data is current as of today, though some MLS statuses may have changed from prior days.

### TOTALS

MLS Status	4 Week Total
Active	879
Canceled	167
Pending	724
Sold	740
Temporarily Off-Market	44

### DAILY MARKET CHANGE

Category	Sum of Manatee
Back on the Market	8
New Listings	25
Price Decrease	62
Price Increase	3

\*Back on Market can be from these sources - Pending, Temp Off Market, Cancelled and Expired Listing)

### 7 DAY SOLD COMPARISON

Closed Prior Year	Volume	Count	Closed Prior Year	Volume	Count
Wednesday, April 08, 2026	\$10,163,900	12	Monday, April 07, 2025	\$14,552,254	23
Tuesday, April 07, 2026	\$17,268,493	24	Sunday, April 06, 2025	\$749,000	1
Monday, April 06, 2026	\$12,443,499	23	Saturday, April 05, 2025	\$1,242,000	2
Sunday, April 05, 2026	\$1,610,000	1	Friday, April 04, 2025	\$18,719,210	28
Saturday, April 04, 2026	\$475,000	1	Thursday, April 03, 2025	\$10,729,613	16
Friday, April 03, 2026	\$24,342,790	30	Wednesday, April 02, 2025	\$11,162,800	18
Thursday, April 02, 2026	\$15,837,078	25	Tuesday, April 01, 2025	\$20,449,213	33
<b>Total</b>	<b>\$82,140,760</b>	<b>116</b>	<b>Total</b>	<b>\$77,604,090</b>	<b>121</b>

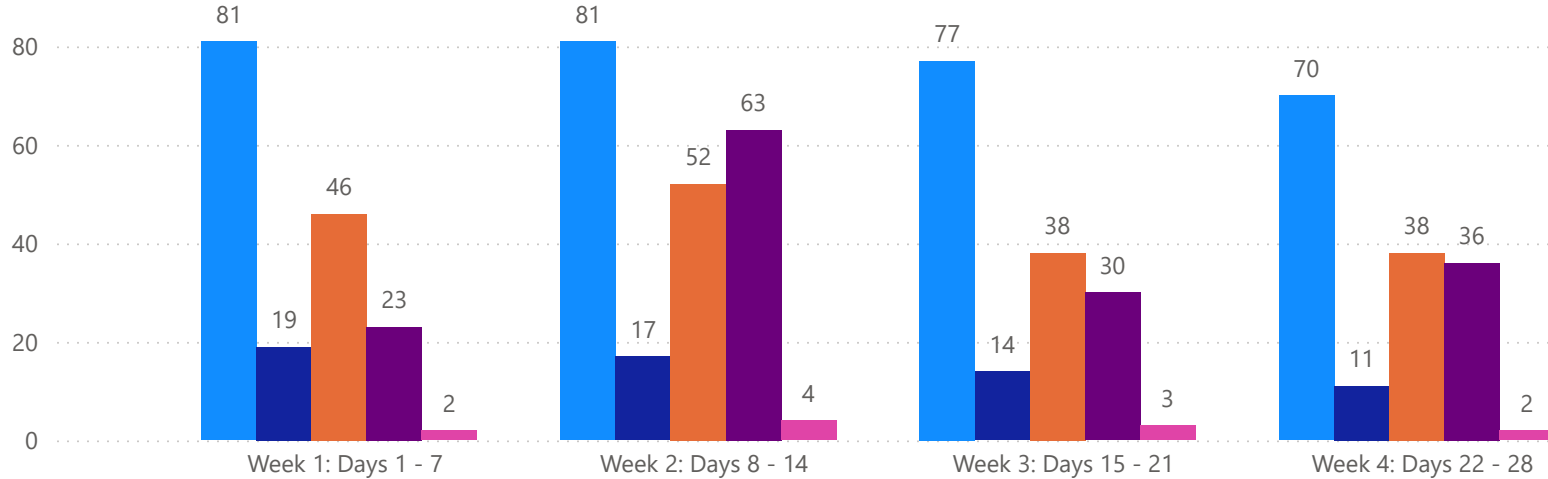


# 4 WEEK REAL ESTATE MARKET REPORT

## MANATEE COUNTY - CONDO

4/8/2026

MLSStatus ● Active ● Canceled ● Pending ● Sold ● Temporarily Off-Market



### TOTALS

MLS Status	4 Week Total
Active	309
Canceled	61
Pending	174
Sold	152
Temporarily Off-Market	11

### DAILY MARKET CHANGE

Category	Sum of Manatee
Back on the Market	1
New Listings	8
Price Decrease	5
Price Increase	0

\*Back on Market can be from these sources - Pending, Temp Off Market, Cancelled and Expired Listing)

### 7 DAY SOLD COMPARISON

Closed Prior Year	Volume	Count
Wednesday, April 08, 2026	\$90,000	1
Tuesday, April 07, 2026	\$1,739,000	5
Monday, April 06, 2026	\$1,850,000	6
Friday, April 03, 2026	\$1,748,000	7
Thursday, April 02, 2026	\$1,287,500	4
<b>Total</b>	<b>\$6,714,500</b>	<b>23</b>

Closed Prior Year	Volume	Count
Monday, April 07, 2025	\$1,517,500	5
Friday, April 04, 2025	\$2,198,000	6
Thursday, April 03, 2025	\$1,397,000	5
Wednesday, April 02, 2025	\$2,543,000	7
Tuesday, April 01, 2025	\$4,601,500	13
<b>Total</b>	<b>\$12,257,000</b>	<b>36</b>

