



4 WEEK REAL ESTATE MARKET REPORT

Thursday, April 9, 2026

As of: Friday, April 10, 2026

- 1 Report Breakdown
- 2 Cumulative Tampa Bay Report - Single Family Home
- 3 Cumulative Tampa Bay Report - Condominium
- 4 Pinellas County - Single Family Home
- 5 Pinellas County - Condominium
- 6 Pasco County - Single Family Home
- 7 Pasco County - Condominium
- 8 Hillsborough County - Single Family Home
- 9 Hillsborough County - Condominium
- 10 Sarasota County - Single Family Home
- 11 Sarasota County - Condominium
- 12 Manatee County - Single Family Home
- 13 Manatee County - Condominium

4 WEEK REAL ESTATE MARKET REPORT

REPORT BREAKDOWN

Thursday, April 9, 2026

as of: 4/10/2026

Day 1	Thursday, April 9, 2026
Day 2	Wednesday, April 8, 2026
Day 3	Tuesday, April 7, 2026
Day 4	Monday, April 6, 2026
Day 5	Sunday, April 5, 2026
Day 6	Friday, April 10, 2026
Day 7	Thursday, April 9, 2026
Day 8	Wednesday, April 8, 2026
Day 9	Tuesday, April 7, 2026
Day 10	Monday, April 6, 2026
Day 11	Sunday, April 5, 2026
Day 12	Saturday, April 4, 2026
Day 13	Friday, April 3, 2026
Day 14	Thursday, April 2, 2026
Day 15	Wednesday, April 1, 2026
Day 16	Tuesday, March 31, 2026
Day 17	Monday, March 30, 2026
Day 18	Sunday, March 29, 2026
Day 19	Saturday, March 28, 2026
Day 20	Friday, March 27, 2026
Day 21	Thursday, March 26, 2026
Day 22	Wednesday, March 25, 2026
Day 23	Tuesday, March 24, 2026
Day 24	Monday, March 23, 2026
Day 25	Sunday, March 22, 2026
Day 26	Saturday, March 21, 2026
Day 27	Friday, March 20, 2026
Day 28	Thursday, March 19, 2026

REPORT BREAKDOWN

GRAPH:

Active - Newly listed during the date range

Pending - Status changed to 'pending' during the date range

Sold - Closed during the date range

Canceled - Canceled during the date range

Temp off Market - Status changed to 'temp' off market' during the date range

The date ranges are not cumulative.

Day 1: Thursday, April 9, 2026

Day 28: Thursday, March 19, 2026

TOTALS:

4 Weeks: The summation of each date range (Day 1 - Day 28)

Market Changes

Day 1's New Listings, Price Increase, Price Decreases and Back on Market

Manatee County - Single Family Home

7 Day Sold Comparison

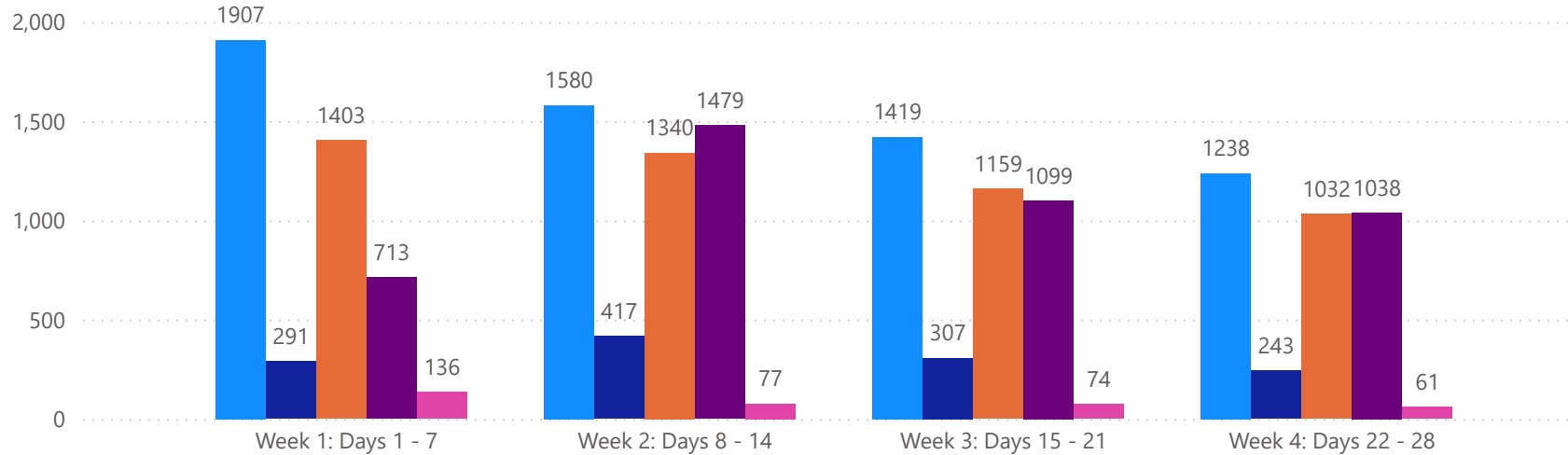
Compares the sold amount and volume in the last 7 days against the same timeframe in the prior year and days 8 - days 14.

4 WEEK REAL ESTATE MARKET REPORT

TAMPA BAY - SINGLE FAMILY HOME

4/9/2026

MLS Status ● Active ● Canceled ● Pending ● Sold ● Temporarily Off-Market



All data is current as of today, though some MLS statuses may have changed from prior days.

TOTALS


MLS Status	4 Week Total
Active	6144
Canceled	1258
Pending	4934
Sold	4329
Temporarily Off-Market	348

DAILY MARKET CHANGE

Category	Sum of Total	
Back on the Market	63	*Back on Market can be from these sources - Pending, Temp Off Market, Cancelled and Expired Listing)
New Listings	370	
Price Decrease	510	
Price Increase	33	

7 DAY SOLD COMPARISON

Closed Prior Year	Volume	Count	Closed Prior Year	Volume	Count
Thursday, April 09, 2026	\$60,882,388	99	Tuesday, April 08, 2025	\$64,201,857	124
Wednesday, April 08, 2026	\$74,101,422	113	Monday, April 07, 2025	\$83,154,400	150
Tuesday, April 07, 2026	\$100,191,493	146	Sunday, April 06, 2025	\$749,000	1
Monday, April 06, 2026	\$86,934,763	157	Saturday, April 05, 2025	\$3,199,882	6
Sunday, April 05, 2026	\$1,835,000	2	Friday, April 04, 2025	\$153,746,513	266
Saturday, April 04, 2026	\$1,825,000	4	Thursday, April 03, 2025	\$86,767,753	162
Friday, April 03, 2026	\$116,674,519	192	Wednesday, April 02, 2025	\$68,704,425	120
Total	\$442,444,585	713	Total	\$460,523,830	829

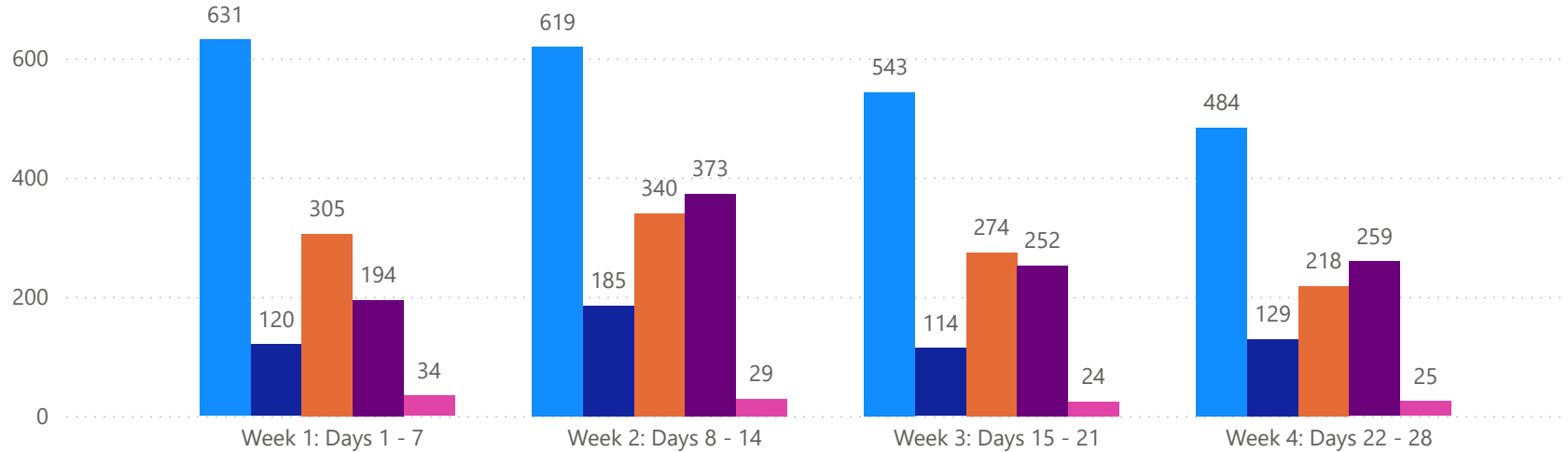


4 WEEK REAL ESTATE MARKET REPORT

TAMPA BAY - CONDO

4/9/2026

MlsStatus ● Active ● Canceled ● Pending ● Sold ● Temporarily Off-Market



All data is current as of today, though some MLS statuses may have changed from prior days.

TOTALS

MLS Status	4 Week Total
Active	2277
Canceled	548
Pending	1137
Sold	1078
Temporarily Off-Market	112

DAILY MARKET CHANGE

Category	Sum of Total
Back on the Market	16
New Listings	83
Price Decrease	116
Price Increase	4

*Back on Market can be from these sources - Pending, Temp Off Market, Cancelled and Expired Listing)

7 DAY SOLD COMPARISON

Closed Prior Year	Volume	Count	Closed Prior Year	Volume	Count
Thursday, April 09, 2026	\$19,190,975	25	Tuesday, April 08, 2025	\$12,211,500	27
Wednesday, April 08, 2026	\$10,437,500	28	Monday, April 07, 2025	\$18,530,148	37
Tuesday, April 07, 2026	\$13,547,300	40	Sunday, April 06, 2025	\$550,000	1
Monday, April 06, 2026	\$28,673,290	47	Saturday, April 05, 2025	\$225,000	1
Sunday, April 05, 2026	\$222,000	2	Friday, April 04, 2025	\$21,021,925	46
Friday, April 03, 2026	\$22,449,800	52	Thursday, April 03, 2025	\$15,651,201	27
Total	\$94,520,865	194	Wednesday, April 02, 2025	\$10,684,555	24
			Total	\$78,874,329	163

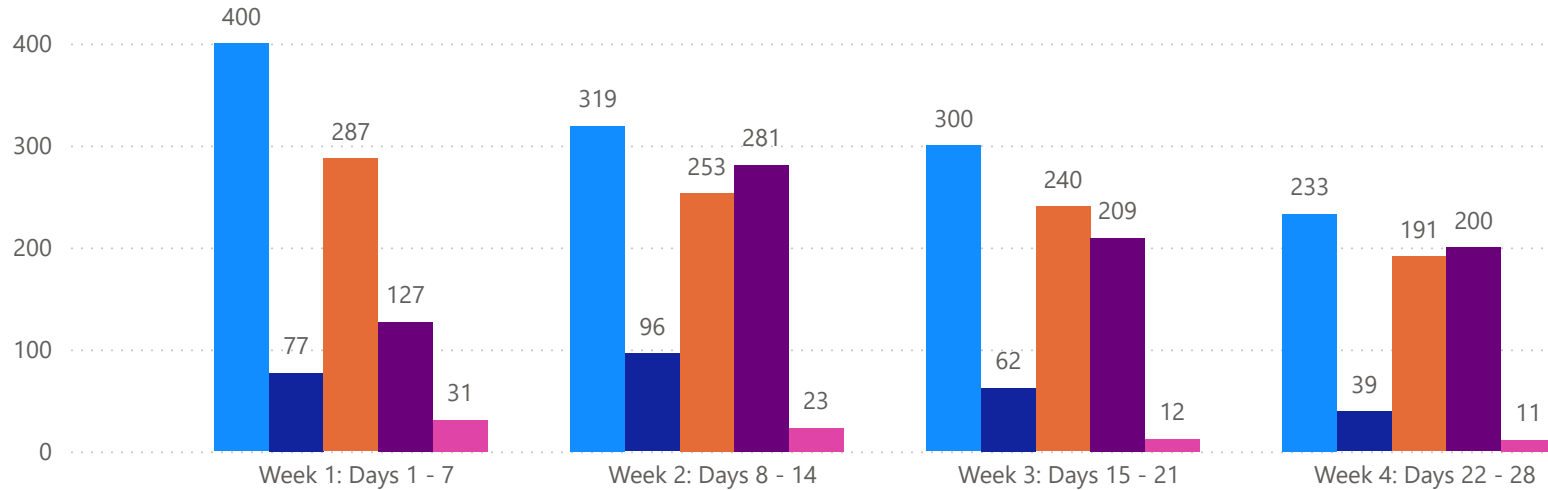


4 WEEK REAL ESTATE MARKET REPORT

PINELLAS COUNTY - SINGLE FAMILY HOME

4/9/2026

MLS Status ● Active ● Canceled ● Pending ● Sold ● Temporarily Off-Market



All data is current as of today, though some MLS statuses may have changed from prior days.

TOTALS

MLS Status	4 Week Total
Active	1252
Canceled	274
Pending	971
Sold	817
Temporarily Off-Market	77

DAILY MARKET CHANGE

Category	Sum of Pinellas
Back on the Market	11
New Listings	81
Price Decrease	81
Price Increase	4

*Back on Market can be from these sources - Pending, Temp Off Market, Cancelled and Expired Listing)

7 DAY SOLD COMPARISON

Closed Prior Year	Volume	Count	Closed Prior Year	Volume	Count
Thursday, April 09, 2026	\$9,107,900	16	Tuesday, April 08, 2025	\$13,130,400	22
Wednesday, April 08, 2026	\$25,314,500	26	Monday, April 07, 2025	\$20,534,590	31
Tuesday, April 07, 2026	\$19,649,000	25	Saturday, April 05, 2025	\$355,000	1
Monday, April 06, 2026	\$17,272,400	29	Friday, April 04, 2025	\$39,304,450	64
Friday, April 03, 2026	\$17,252,500	31	Thursday, April 03, 2025	\$15,463,500	31
Total	\$88,596,300	127	Wednesday, April 02, 2025	\$17,832,200	27
			Total	\$106,620,140	176

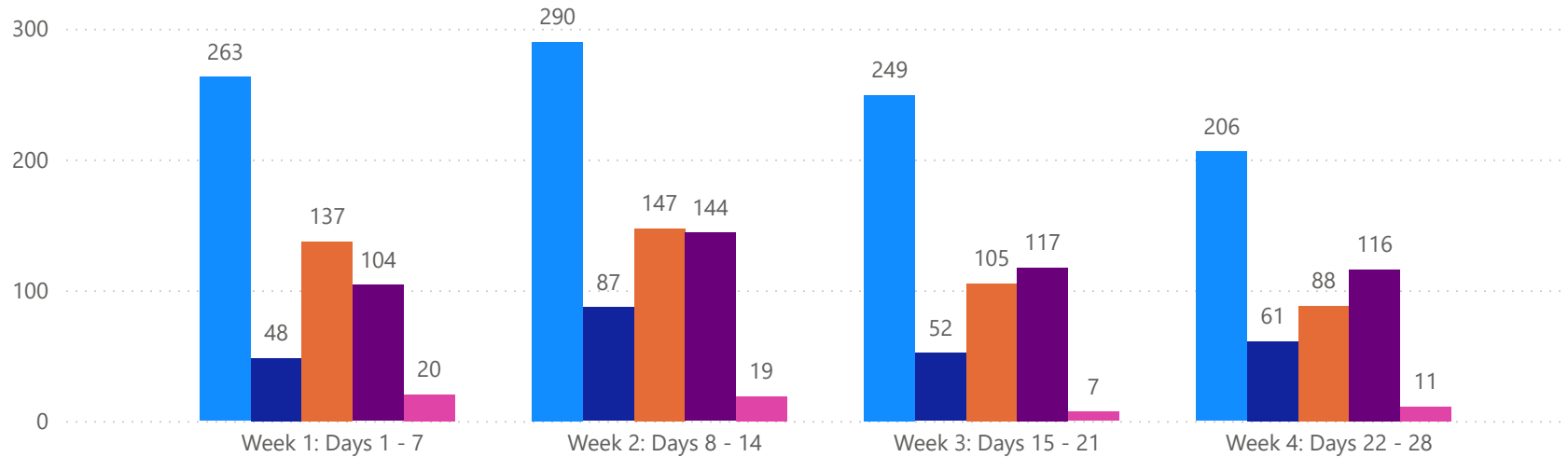


4 WEEK REAL ESTATE MARKET REPORT

PINELLAS COUNTY - CONDO

4/9/2026

MLSStatus ● Active ● Canceled ● Pending ● Sold ● Temporarily Off-Market



All data is current as of today, though some MLS statuses may have changed from prior days.

TOTALS

MLS Status	4 Week Total
Active	1008
Canceled	248
Pending	477
Sold	481
Temporarily Off-Market	57

DAILY MARKET CHANGE

Category	Sum of Pinellas
Back on the Market	9
New Listings	31
Price Decrease	52
Price Increase	1

*Back on Market can be from these sources - Pending, Temp Off Market, Cancelled and Expired Listing)

7 DAY SOLD COMPARISON

Closed Prior Year	Volume	Count	Closed Prior Year	Volume	Count
Thursday, April 09, 2026	\$16,460,475	17	Tuesday, April 08, 2025	\$3,746,500	12
Wednesday, April 08, 2026	\$4,226,500	11	Monday, April 07, 2025	\$6,379,000	16
Tuesday, April 07, 2026	\$9,016,300	25	Saturday, April 05, 2025	\$225,000	1
Monday, April 06, 2026	\$16,657,390	25	Friday, April 04, 2025	\$8,922,900	23
Sunday, April 05, 2026	\$130,000	1	Thursday, April 03, 2025	\$7,793,551	11
Friday, April 03, 2026	\$6,491,800	25	Wednesday, April 02, 2025	\$3,058,555	8
Total	\$52,982,465	104	Total	\$30,125,506	71

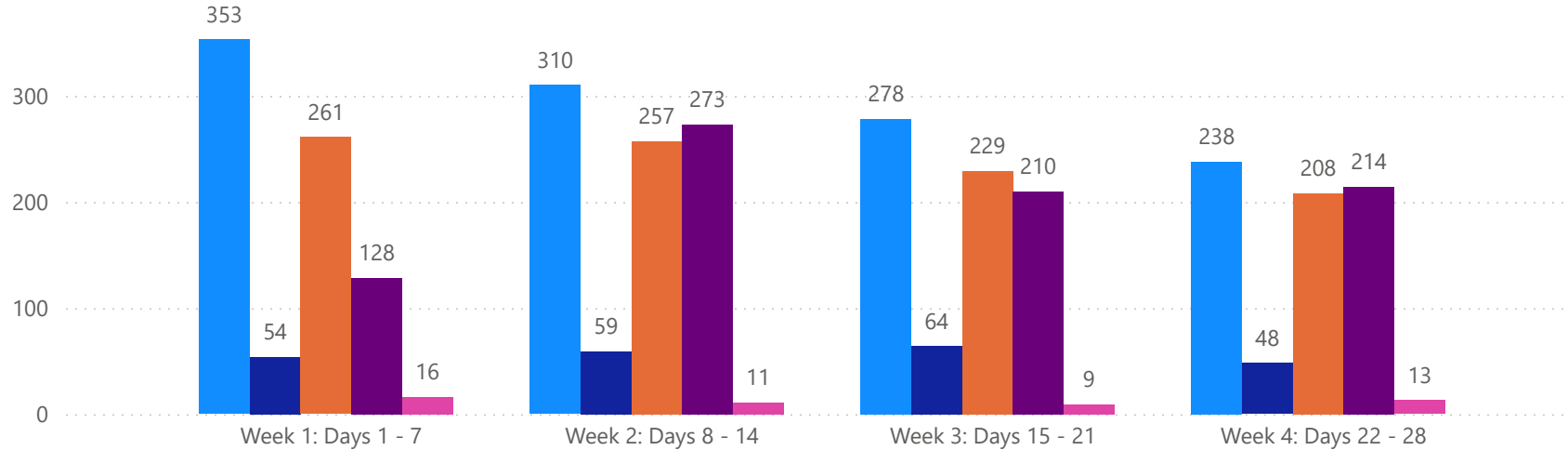


4 WEEK REAL ESTATE MARKET REPORT

PASCO COUNTY - SINGLE FAMILY HOME

4/9/2026

MLS Status ● Active ● Canceled ● Pending ● Sold ● Temporarily Off-Market



All data is current as of today, though some MLS statuses may have changed from prior days.

TOTALS

MLS Status	4 Week Total
Active	1179
Canceled	225
Pending	955
Sold	825
Temporarily Off-Market	49

DAILY MARKET CHANGE

Category	Sum of Pasco
Back on the Market	10
New Listings	71
Price Decrease	108
Price Increase	18

*Back on Market can be from these sources - Pending, Temp Off Market, Cancelled and Expired Listing)

7 DAY SOLD COMPARISON

Closed Prior Year	Volume	Count
Thursday, April 09, 2026	\$8,488,720	20
Wednesday, April 08, 2026	\$7,460,551	17
Tuesday, April 07, 2026	\$12,602,030	30
Monday, April 06, 2026	\$8,867,996	24
Sunday, April 05, 2026	\$225,000	1
Friday, April 03, 2026	\$13,731,290	36
Total	\$51,375,587	128

Closed Prior Year	Volume	Count
Tuesday, April 08, 2025	\$12,974,864	30
Monday, April 07, 2025	\$12,541,490	32
Friday, April 04, 2025	\$23,770,923	52
Thursday, April 03, 2025	\$15,166,844	39
Wednesday, April 02, 2025	\$9,060,300	23
Total	\$73,514,421	176

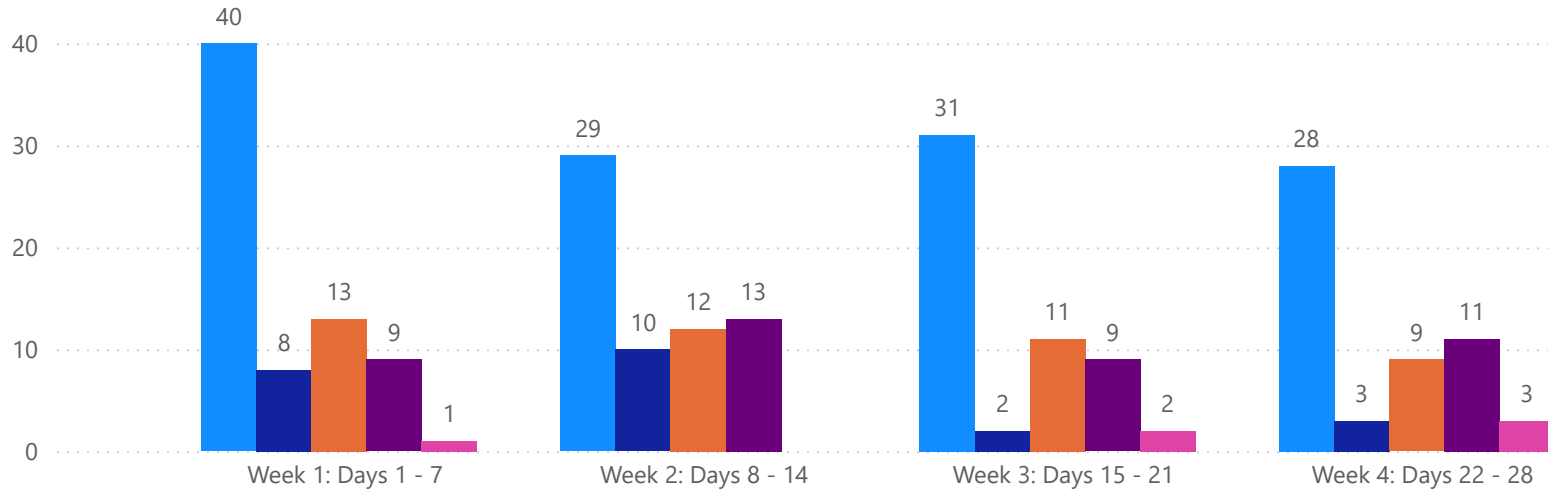


4 WEEK REAL ESTATE MARKET REPORT

PASCO COUNTY - CONDO

4/9/2026

MLS Status ● Active ● Canceled ● Pending ● Sold ● Temporarily Off-Market



All data is current as of today, though some MLS statuses may have changed from prior days.

TOTALS

MLS Status	4 Week Total
Active	128
Canceled	23
Pending	45
Sold	42
Temporarily Off-Market	6

DAILY MARKET CHANGE

Category	Sum of Pasco
Back on the Market	1
New Listings	4
Price Decrease	6
Price Increase	1

*Back on Market can be from these sources - Pending, Temp Off Market, Cancelled and Expired Listing)

7 DAY SOLD COMPARISON

Closed Prior Year	Volume	Count
Thursday, April 09, 2026	\$220,000	2
Wednesday, April 08, 2026	\$115,000	1
Tuesday, April 07, 2026	\$412,000	3
Monday, April 06, 2026	\$110,000	1
Sunday, April 05, 2026	\$92,000	1
Friday, April 03, 2026	\$91,000	1
Total	\$1,040,000	9

Closed Prior Year	Volume	Count
Tuesday, April 08, 2025	\$347,000	1
Thursday, April 03, 2025	\$126,750	2
Wednesday, April 02, 2025	\$312,000	2
Total	\$785,750	5

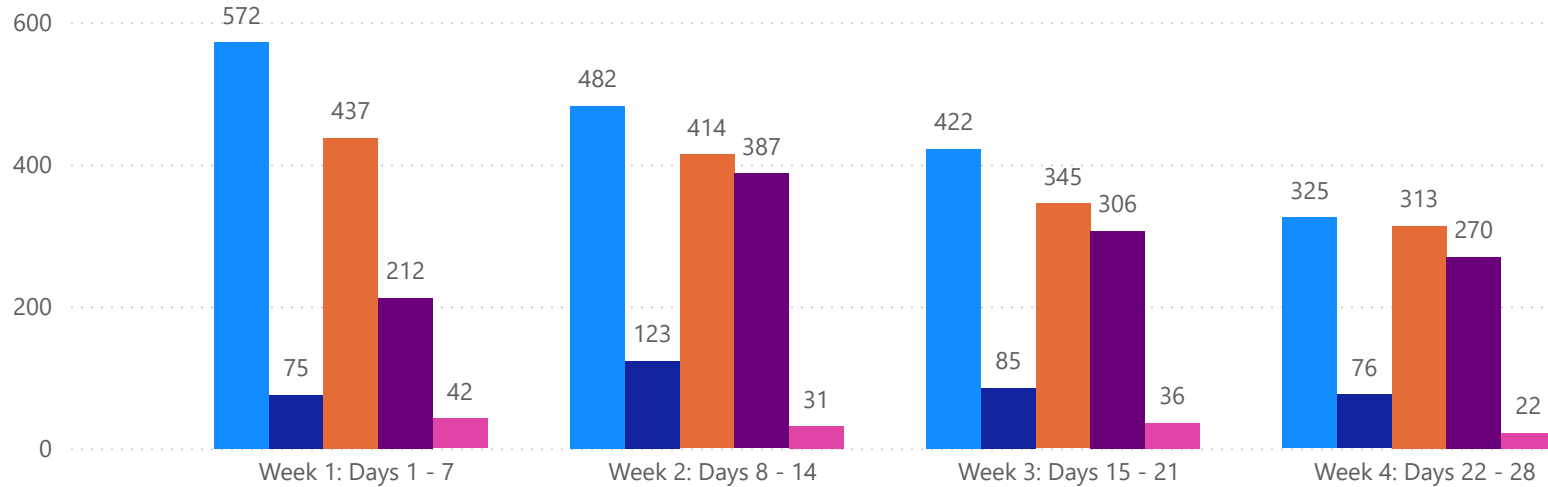


4 WEEK REAL ESTATE MARKET REPORT

HILLSBOROUGH COUNTY - SINGLE FAMILY HOME

4/9/2026

MLS Status ● Active ● Canceled ● Pending ● Sold ● Temporarily Off-Market



All data is current as of today, though some MLS statuses may have changed from prior days.

TOTALS

MLS Status	4 Week Total
Active	1801
Canceled	359
Pending	1509
Sold	1175
Temporarily Off-Market	131

DAILY MARKET CHANGE

Category	Sum of Hillsborough	*Back on Market can be from these sources - Pending, Temp Off Market, Cancelled and Expired Listing)
Back on the Market	23	
New Listings	124	
Price Decrease	99	
Price Increase	7	

7 DAY SOLD COMPARISON

Closed Prior Year	Volume	Count	Closed Prior Year	Volume	Count
Thursday, April 09, 2026	\$15,720,990	31	Tuesday, April 08, 2025	\$19,633,800	35
Wednesday, April 08, 2026	\$10,414,974	26	Monday, April 07, 2025	\$21,309,030	38
Tuesday, April 07, 2026	\$26,360,970	40	Friday, April 04, 2025	\$50,344,202	86
Monday, April 06, 2026	\$28,900,596	52	Thursday, April 03, 2025	\$25,143,960	48
Saturday, April 04, 2026	\$1,055,000	2	Wednesday, April 02, 2025	\$24,422,125	39
Friday, April 03, 2026	\$37,068,704	61	Total	\$140,853,117	246
Total	\$119,521,234	212			

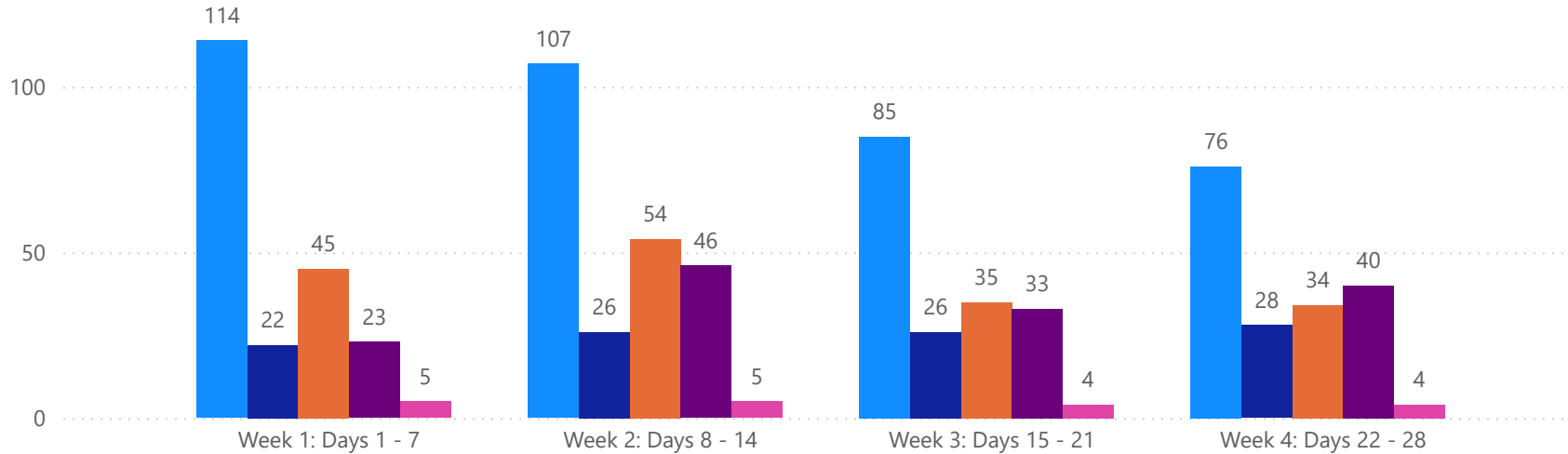


4 WEEK REAL ESTATE MARKET REPORT

HILLSBOROUGH COUNTY - CONDO

4/9/2026

MLS Status ● Active ● Canceled ● Pending ● Sold ● Temporarily Off-Market



All data is current as of today, though some MLS statuses may have changed from prior days.

TOTALS

MLS Status	4 Week Total
Active	382
Canceled	102
Pending	168
Sold	142
Temporarily Off-Market	18

DAILY MARKET CHANGE

Category	Sum of Hillsborough	*Back on Market can be from these sources - Pending, Temp Off Market, Cancelled and Expired Listing)
Back on the Market	0	
New Listings	15	
Price Decrease	24	
Price Increase	2	

7 DAY SOLD COMPARISON

Closed Prior Year	Volume	Count	Closed Prior Year	Volume	Count
Thursday, April 09, 2026	\$748,000	2	Tuesday, April 08, 2025	\$519,000	2
Wednesday, April 08, 2026	\$1,475,000	6	Monday, April 07, 2025	\$1,293,500	5
Tuesday, April 07, 2026	\$582,000	4	Friday, April 04, 2025	\$1,362,000	6
Monday, April 06, 2026	\$527,900	4	Thursday, April 03, 2025	\$1,316,900	5
Friday, April 03, 2026	\$7,359,000	7	Wednesday, April 02, 2025	\$3,104,000	5
Total	\$10,691,900	23	Total	\$7,595,400	23

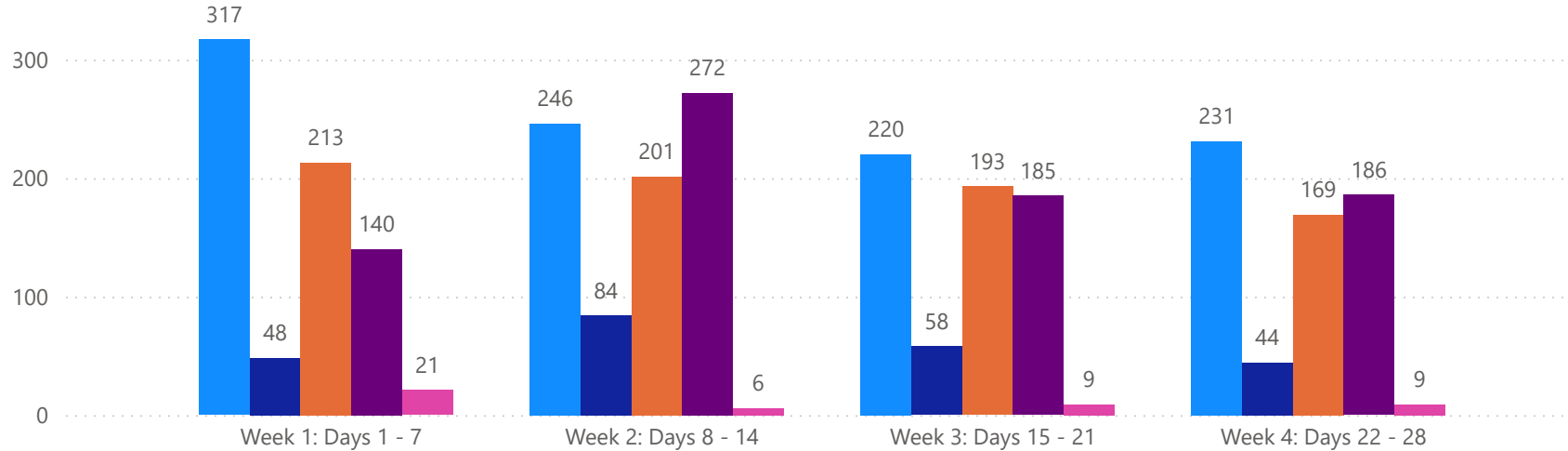


4 WEEK REAL ESTATE MARKET REPORT

SARASOTA COUNTY - SINGLE FAMILY HOME

4/9/2026

MLS Status ● Active ● Canceled ● Pending ● Sold ● Temporarily Off-Market



All data is current as of today, though some MLS statuses may have changed from prior days.

TOTALS

MLS Status	4 Week Total
Active	1014
Canceled	234
Pending	776
Sold	783
Temporarily Off-Market	45

DAILY MARKET CHANGE

Category	Sum of Sarasota
Back on the Market	12
New Listings	43
Price Decrease	65
Price Increase	3

*Back on Market can be from these sources - Pending, Temp Off Market, Cancelled and Expired Listing)

7 DAY SOLD COMPARISON

Closed Prior Year	Volume	Count	Closed Prior Year	Volume	Count
Thursday, April 09, 2026	\$15,778,288	21	Tuesday, April 08, 2025	\$8,518,500	20
Wednesday, April 08, 2026	\$18,022,497	28	Monday, April 07, 2025	\$14,217,036	26
Tuesday, April 07, 2026	\$24,311,000	27	Saturday, April 05, 2025	\$1,602,882	3
Monday, April 06, 2026	\$19,450,272	29	Friday, April 04, 2025	\$21,607,728	36
Saturday, April 04, 2026	\$295,000	1	Thursday, April 03, 2025	\$20,263,836	28
Friday, April 03, 2026	\$24,279,235	34	Wednesday, April 02, 2025	\$6,227,000	13
Total	\$102,136,292	140	Total	\$72,436,982	126

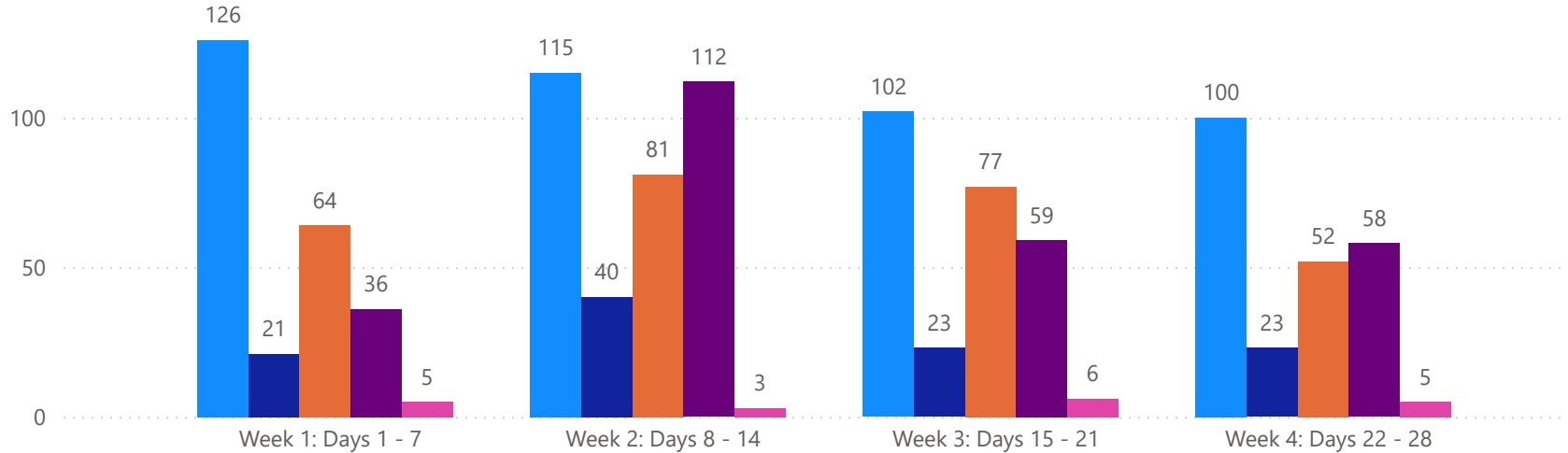


4 WEEK REAL ESTATE MARKET REPORT

SARASOTA COUNTY - CONDO

4/9/2026

MLS Status ● Active ● Canceled ● Pending ● Sold ● Temporarily Off-Market



All data is current as of today, though some MLS statuses may have changed from prior days.

TOTALS

MLS Status	4 Week Total
Active	443
Canceled	107
Pending	274
Sold	265
Temporarily Off-Market	19

DAILY MARKET CHANGE

Category	Sum of Sarasota
Back on the Market	1
New Listings	24
Price Decrease	22
Price Increase	0

*Back on Market can be from these sources - Pending, Temp Off Market, Cancelled and Expired Listing)

7 DAY SOLD COMPARISON

Closed Prior Year	Volume	Count	Closed Prior Year	Volume	Count
Thursday, April 09, 2026	\$1,382,500	3	Tuesday, April 08, 2025	\$6,899,000	9
Wednesday, April 08, 2026	\$4,434,000	8	Monday, April 07, 2025	\$9,340,148	11
Tuesday, April 07, 2026	\$1,798,000	3	Sunday, April 06, 2025	\$550,000	1
Monday, April 06, 2026	\$9,334,000	10	Friday, April 04, 2025	\$8,539,025	11
Friday, April 03, 2026	\$6,760,000	12	Thursday, April 03, 2025	\$5,017,000	4
Total	\$23,708,500	36	Wednesday, April 02, 2025	\$1,667,000	2
			Total	\$32,012,173	38

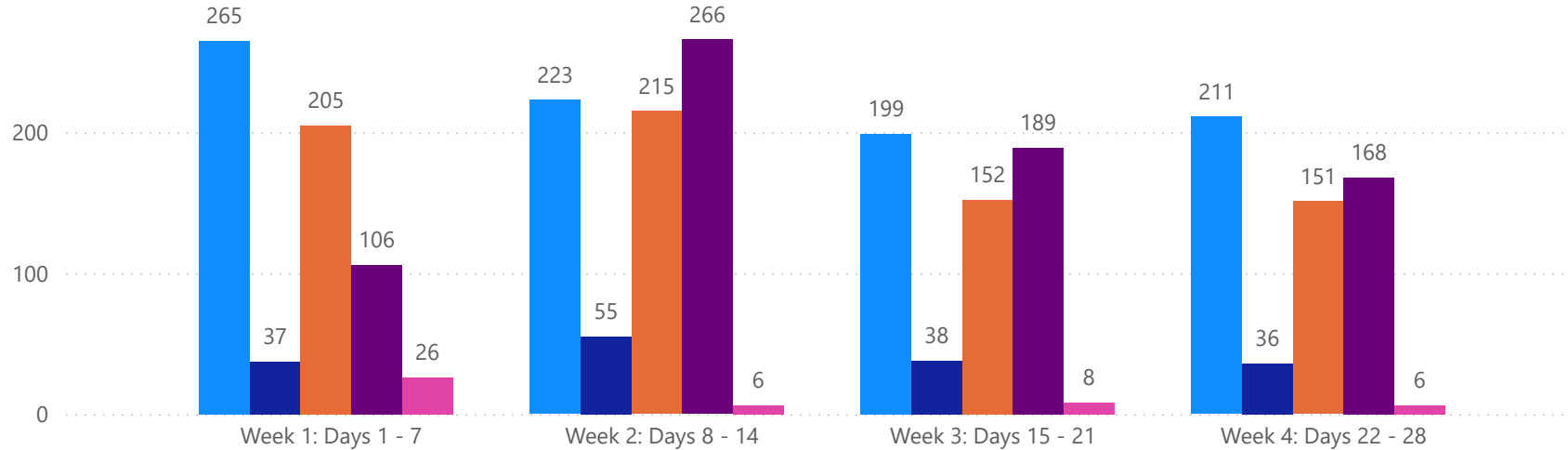


4 WEEK REAL ESTATE MARKET REPORT

MANATEE COUNTY - SINGLE FAMILY HOME

4/9/2026

MLS Status ● Active ● Canceled ● Pending ● Sold ● Temporarily Off-Market



All data is current as of today, though some MLS statuses may have changed from prior days.

TOTALS

MLS Status	4 Week Total
Active	898
Canceled	166
Pending	723
Sold	729
Temporarily Off-Market	46

DAILY MARKET CHANGE

Category	Sum of Manatee
Back on the Market	7
New Listings	51
Price Decrease	157
Price Increase	1

*Back on Market can be from these sources - Pending, Temp Off Market, Cancelled and Expired Listing)

7 DAY SOLD COMPARISON

Closed Prior Year	Volume	Count	Closed Prior Year	Volume	Count
Thursday, April 09, 2026	\$11,786,490	11	Tuesday, April 08, 2025	\$9,944,293	17
Wednesday, April 08, 2026	\$12,888,900	16	Monday, April 07, 2025	\$14,552,254	23
Tuesday, April 07, 2026	\$17,268,493	24	Sunday, April 06, 2025	\$749,000	1
Monday, April 06, 2026	\$12,443,499	23	Saturday, April 05, 2025	\$1,242,000	2
Sunday, April 05, 2026	\$1,610,000	1	Friday, April 04, 2025	\$18,719,210	28
Saturday, April 04, 2026	\$475,000	1	Thursday, April 03, 2025	\$10,729,613	16
Friday, April 03, 2026	\$24,342,790	30	Wednesday, April 02, 2025	\$11,162,800	18
Total	\$80,815,172	106	Total	\$67,099,170	105

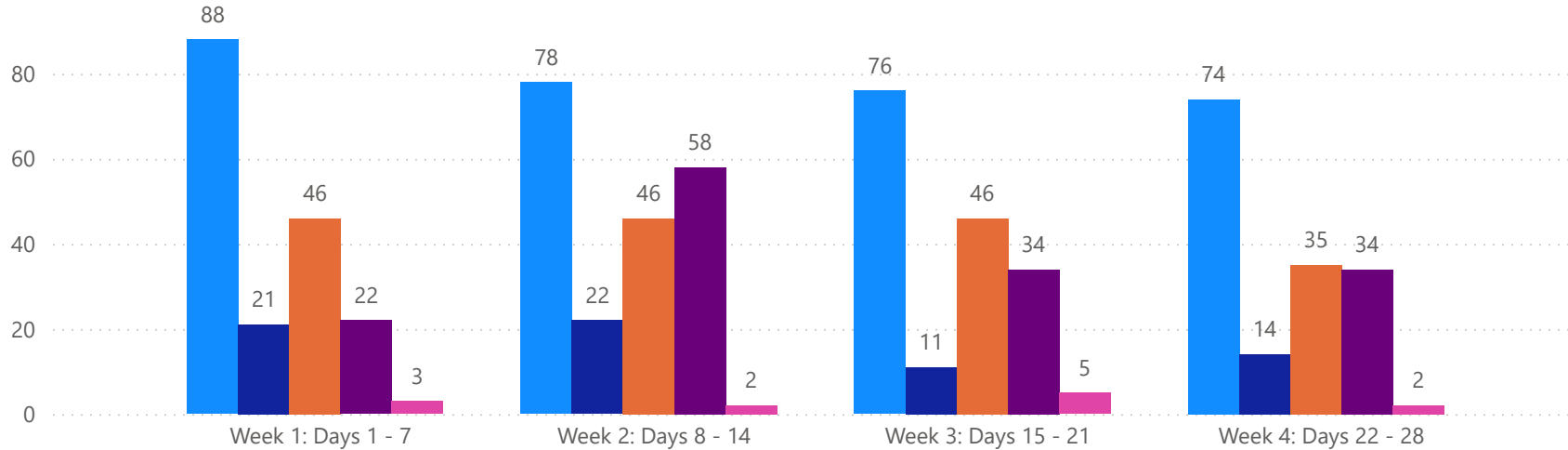


4 WEEK REAL ESTATE MARKET REPORT

MANATEE COUNTY - CONDO

4/9/2026

MLS Status ● Active ● Canceled ● Pending ● Sold ● Temporarily Off-Market



TOTALS

MLS Status	4 Week Total
Active	316
Canceled	68
Pending	173
Sold	148
Temporarily Off-Market	12

DAILY MARKET CHANGE

Category	Sum of Manatee
Back on the Market	5
New Listings	9
Price Decrease	12
Price Increase	0

*Back on Market can be from these sources - Pending, Temp Off Market, Cancelled and Expired Listing)

7 DAY SOLD COMPARISON

Closed Prior Year	Volume	Count
Thursday, April 09, 2026	\$380,000	1
Wednesday, April 08, 2026	\$187,000	2
Tuesday, April 07, 2026	\$1,739,000	5
Monday, April 06, 2026	\$2,044,000	7
Friday, April 03, 2026	\$1,748,000	7
Total	\$6,098,000	22

Closed Prior Year	Volume	Count
Tuesday, April 08, 2025	\$700,000	3
Monday, April 07, 2025	\$1,517,500	5
Friday, April 04, 2025	\$2,198,000	6
Thursday, April 03, 2025	\$1,397,000	5
Wednesday, April 02, 2025	\$2,543,000	7
Total	\$8,355,500	26

