

# SUNCOAST TAMPA ASSOCIATION OF REALTORS®

## 4 WEEK REAL ESTATE MARKET REPORT

Sunday, April 12, 2026

*As of: Monday, April 13, 2026*

- 1 Report Breakdown
- 2 Cumulative Tampa Bay Report - Single Family Home
- 3 Cumulative Tampa Bay Report - Condominium
- 4 Pinellas County - Single Family Home
- 5 Pinellas County - Condominium
- 6 Pasco County - Single Family Home
- 7 Pasco County - Condominium
- 8 Hillsborough County - Single Family Home
- 9 Hillsborough County - Condominium
- 10 Sarasota County - Single Family Home
- 11 Sarasota County - Condominium
- 12 Manatee County - Single Family Home
- 13 Manatee County - Condominium

# 4 WEEK REAL ESTATE MARKET REPORT

## REPORT BREAKDOWN

Sunday, April 12, 2026

as of: 4/13/2026

Day 1	Sunday, April 12, 2026
Day 2	Saturday, April 11, 2026
Day 3	Friday, April 10, 2026
Day 4	Thursday, April 9, 2026
Day 5	Wednesday, April 8, 2026
Day 6	Monday, April 13, 2026
Day 7	Sunday, April 12, 2026
Day 8	Saturday, April 11, 2026
Day 9	Friday, April 10, 2026
Day 10	Thursday, April 9, 2026
Day 11	Wednesday, April 8, 2026
Day 12	Tuesday, April 7, 2026
Day 13	Monday, April 6, 2026
Day 14	Sunday, April 5, 2026
Day 15	Saturday, April 4, 2026
Day 16	Friday, April 3, 2026
Day 17	Thursday, April 2, 2026
Day 18	Wednesday, April 1, 2026
Day 19	Tuesday, March 31, 2026
Day 20	Monday, March 30, 2026
Day 21	Sunday, March 29, 2026
Day 22	Saturday, March 28, 2026
Day 23	Friday, March 27, 2026
Day 24	Thursday, March 26, 2026
Day 25	Wednesday, March 25, 2026
Day 26	Tuesday, March 24, 2026
Day 27	Monday, March 23, 2026
Day 28	Sunday, March 22, 2026

### REPORT BREAKDOWN

#### GRAPH:

Active - Newly listed during the date range

Pending - Status changed to 'pending' during the date range

Sold - Closed during the date range

Canceled - Canceled during the date range

Temp off Market - Status changed to 'temp' off market' during the date range

The date ranges are not cumulative.

Day 1: Sunday, April 12, 2026

Day 28: Sunday, March 22, 2026

#### TOTALS:

4 Weeks: The summation of each date range (Day 1 - Day 28)

#### Market Changes

Day 1's New Listings, Price Increase, Price Decreases and Back on Market

Manatee County - Single Family Home

#### 7 Day Sold Comparison

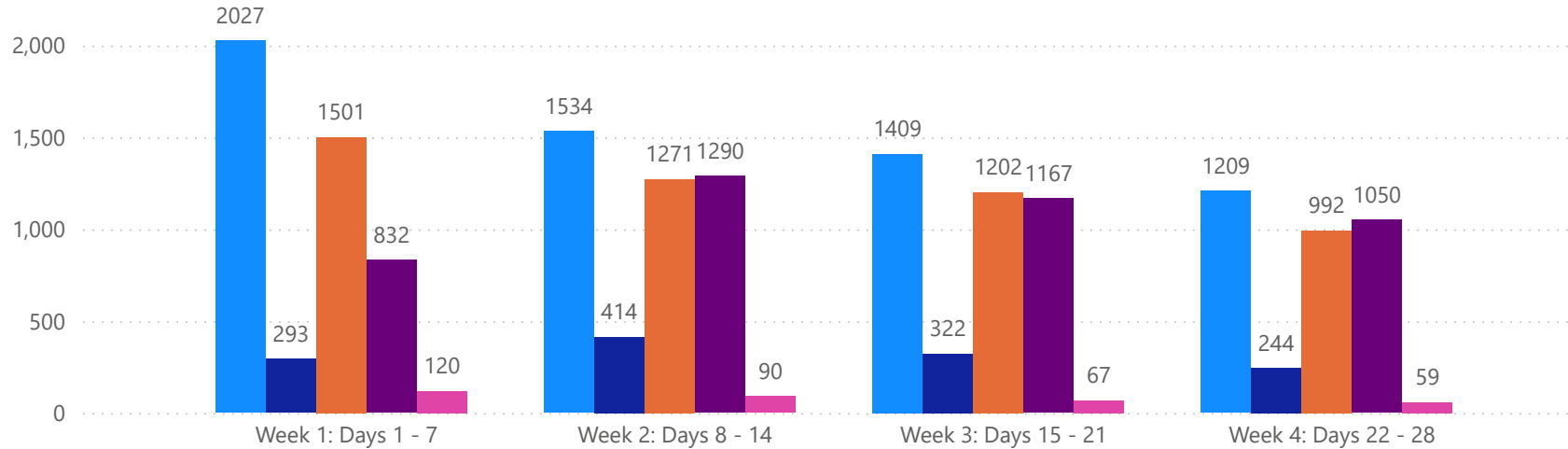
Compares the sold amount and volume in the last 7 days against the same timeframe in the prior year and days 8 - days 14.

# 4 WEEK REAL ESTATE MARKET REPORT

## TAMPA BAY - SINGLE FAMILY HOME

### 4/12/2026

MLS Status ● Active ● Canceled ● Pending ● Sold ● Temporarily Off-Market



All data is current as of today, though some MLS statuses may have changed from prior days.

### TOTALS

MLS Status	4 Week Total
Active	6179
Canceled	1273
Pending	4966
Sold	4339
Temporarily Off-Market	336

### DAILY MARKET CHANGE

Category	Sum of Total
Back on the Market	35
New Listings	239
Price Decrease	276
Price Increase	25

\*Back on Market can be from these sources - Pending, Temp Off Market, Cancelled and Expired Listing)

### 7 DAY SOLD COMPARISON

Closed Prior Year	Volume	Count	Closed Prior Year	Volume	Count
Sunday, April 12, 2026	\$380,000	1	Friday, April 11, 2025	\$152,318,055	286
Saturday, April 11, 2026	\$1,055,000	2	Thursday, April 10, 2025	\$102,736,003	169
Friday, April 10, 2026	\$174,310,194	235	Wednesday, April 09, 2025	\$84,763,607	149
Thursday, April 09, 2026	\$93,815,566	154	Tuesday, April 08, 2025	\$64,201,857	124
Wednesday, April 08, 2026	\$82,743,237	130	Monday, April 07, 2025	\$83,154,400	150
Tuesday, April 07, 2026	\$106,278,147	154	Sunday, April 06, 2025	\$749,000	1
Monday, April 06, 2026	\$87,219,865	156	Saturday, April 05, 2025	\$3,199,882	6
<b>Total</b>	<b>\$545,802,009</b>	<b>832</b>	<b>Total</b>	<b>\$491,122,804</b>	<b>885</b>

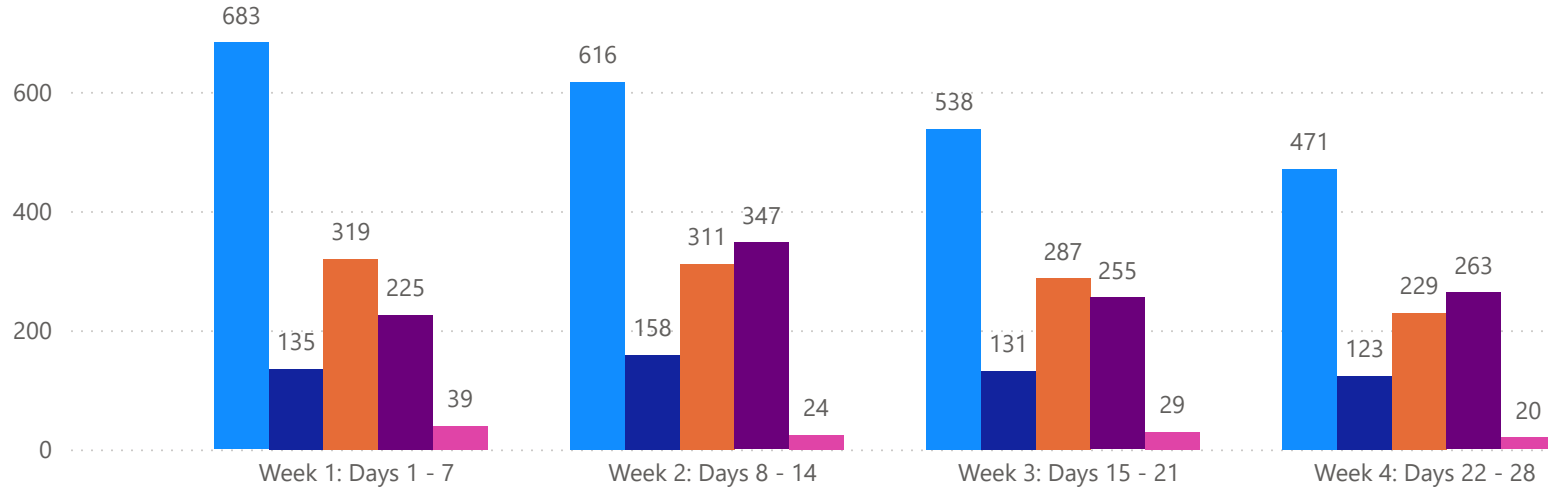


# 4 WEEK REAL ESTATE MARKET REPORT

## TAMPA BAY - CONDO

### 4/12/2026

MLS Status ● Active ● Canceled ● Pending ● Sold ● Temporarily Off-Market



All data is current as of today, though some MLS statuses may have changed from prior days.

### TOTALS

MLS Status	4 Week Total
Active	2308
Canceled	547
Pending	1146
Sold	1090
Temporarily Off-Market	112

### DAILY MARKET CHANGE

Category	Sum of Total
Back on the Market	12
New Listings	67
Price Decrease	52
Price Increase	2

\*Back on Market can be from these sources - Pending, Temp Off Market, Cancelled and Expired Listing)

### 7 DAY SOLD COMPARISON

Closed Prior Year	Volume	Count	Closed Prior Year	Volume	Count
Friday, April 10, 2026	\$28,729,800	58	Friday, April 11, 2025	\$19,682,398	52
Thursday, April 09, 2026	\$24,074,875	43	Thursday, April 10, 2025	\$11,883,652	40
Wednesday, April 08, 2026	\$11,778,500	36	Wednesday, April 09, 2025	\$6,820,900	18
Tuesday, April 07, 2026	\$13,752,300	41	Tuesday, April 08, 2025	\$12,211,500	27
Monday, April 06, 2026	\$28,673,290	47	Monday, April 07, 2025	\$18,530,148	37
<b>Total</b>	<b>\$107,008,765</b>	<b>225</b>	Sunday, April 06, 2025	\$550,000	1
			Saturday, April 05, 2025	\$225,000	1
			<b>Total</b>	<b>\$69,903,598</b>	<b>176</b>

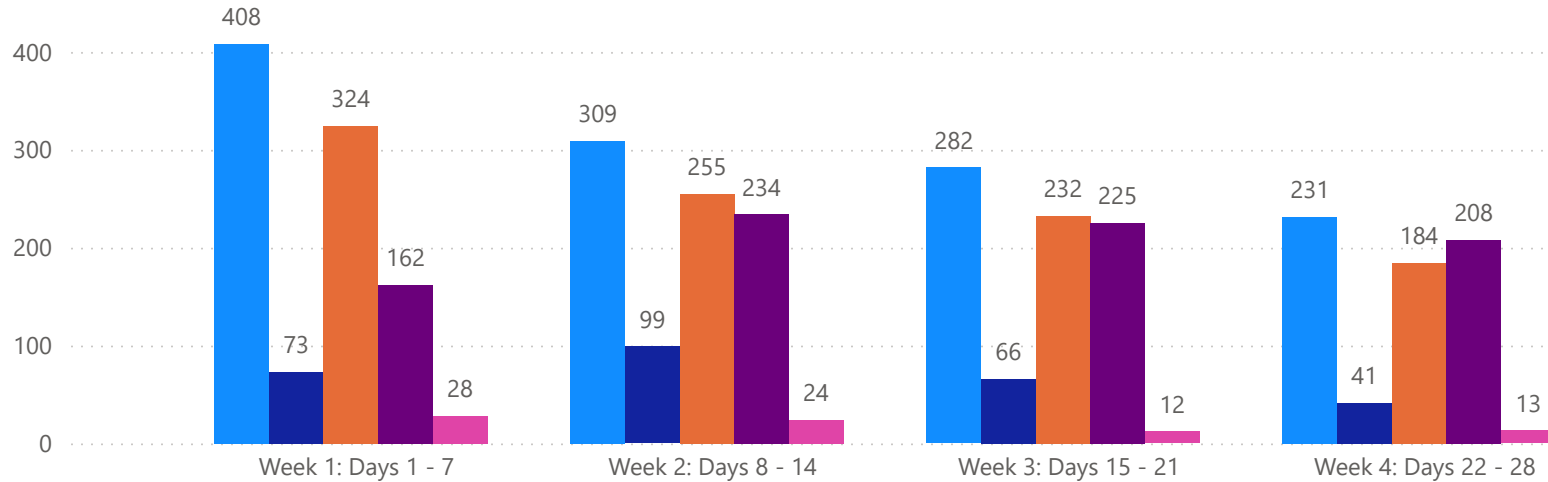


# 4 WEEK REAL ESTATE MARKET REPORT

## PINELLAS COUNTY - SINGLE FAMILY HOME

### 4/12/2026

MlsStatus ● Active ● Canceled ● Pending ● Sold ● Temporarily Off-Market



All data is current as of today, though some MLS statuses may have changed from prior days.

### TOTALS

MLS Status	4 Week Total
Active	1230
Canceled	279
Pending	995
Sold	829
Temporarily Off-Market	77

### DAILY MARKET CHANGE

Category	Sum of Pinellas
Back on the Market	9
New Listings	45
Price Decrease	51
Price Increase	6

\*Back on Market can be from these sources - Pending, Temp Off Market, Cancelled and Expired Listing)

### 7 DAY SOLD COMPARISON

Closed Prior Year	Volume	Count	Closed Prior Year	Volume	Count
Sunday, April 12, 2026	\$380,000	1	Friday, April 11, 2025	\$47,049,193	75
Friday, April 10, 2026	\$29,122,800	46	Thursday, April 10, 2025	\$18,313,075	31
Thursday, April 09, 2026	\$17,006,900	31	Wednesday, April 09, 2025	\$11,887,400	24
Wednesday, April 08, 2026	\$27,090,000	30	Tuesday, April 08, 2025	\$13,130,400	22
Tuesday, April 07, 2026	\$19,649,000	25	Monday, April 07, 2025	\$20,534,590	31
Monday, April 06, 2026	\$17,272,400	29	Saturday, April 05, 2025	\$355,000	1
<b>Total</b>	<b>\$110,521,100</b>	<b>162</b>	<b>Total</b>	<b>\$111,269,658</b>	<b>184</b>

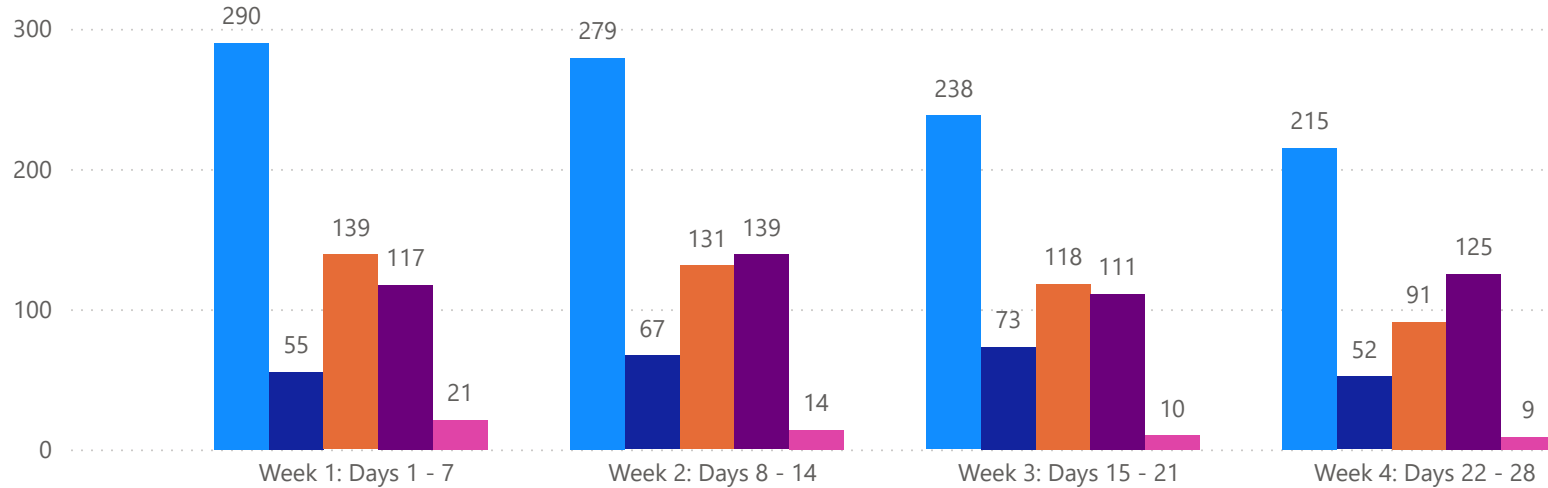


# 4 WEEK REAL ESTATE MARKET REPORT

## PINELLAS COUNTY - CONDO

4/12/2026

MlsStatus ● Active ● Canceled ● Pending ● Sold ● Temporarily Off-Market



All data is current as of today, though some MLS statuses may have changed from prior days.

### TOTALS

MLS Status	4 Week Total
Active	1022
Canceled	247
Pending	479
Sold	492
Temporarily Off-Market	54

### DAILY MARKET CHANGE

Category	Sum of Pinellas
Back on the Market	4
New Listings	25
Price Decrease	36
Price Increase	1

\*Back on Market can be from these sources - Pending, Temp Off Market, Cancelled and Expired Listing)

### 7 DAY SOLD COMPARISON

Closed Prior Year	Volume	Count	Closed Prior Year	Volume	Count
Friday, April 10, 2026	\$8,082,900	25	Friday, April 11, 2025	\$9,289,300	25
Thursday, April 09, 2026	\$19,232,375	27	Thursday, April 10, 2025	\$4,214,202	18
Wednesday, April 08, 2026	\$4,688,000	14	Wednesday, April 09, 2025	\$2,531,000	6
Tuesday, April 07, 2026	\$9,221,300	26	Tuesday, April 08, 2025	\$3,746,500	12
Monday, April 06, 2026	\$16,657,390	25	Monday, April 07, 2025	\$6,379,000	16
<b>Total</b>	<b>\$57,881,965</b>	<b>117</b>	Saturday, April 05, 2025	\$225,000	1
			<b>Total</b>	<b>\$26,385,002</b>	<b>78</b>

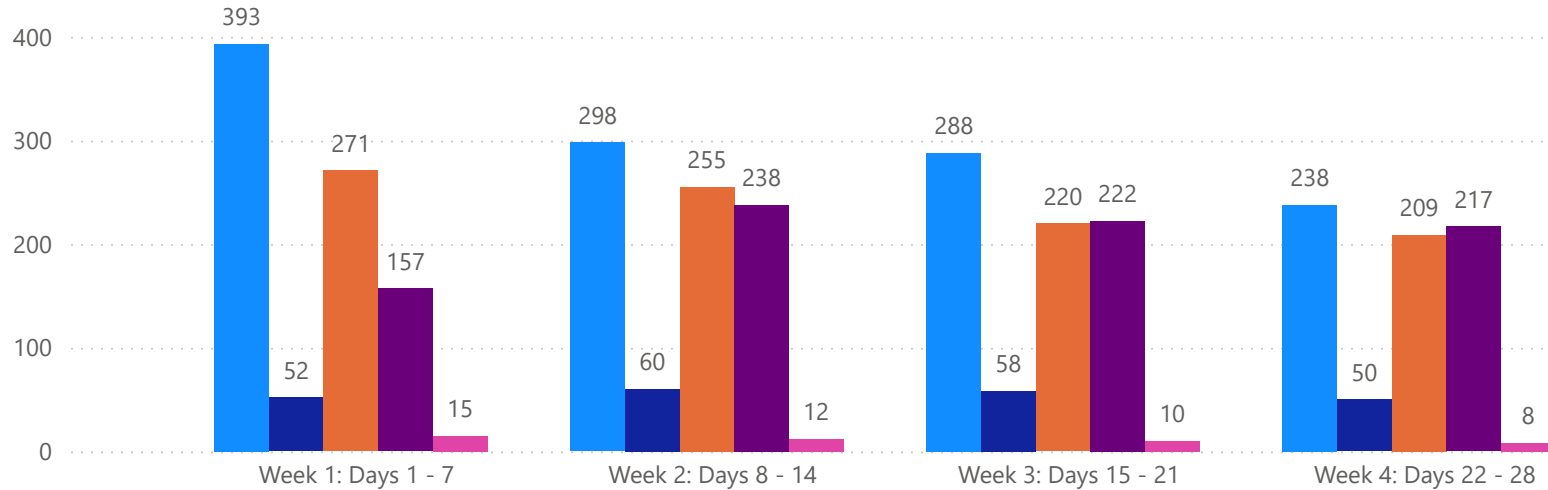


# 4 WEEK REAL ESTATE MARKET REPORT

## PASCO COUNTY - SINGLE FAMILY HOME

### 4/12/2026

MLS Status ● Active ● Canceled ● Pending ● Sold ● Temporarily Off-Market



All data is current as of today, though some MLS statuses may have changed from prior days.

### TOTALS

MLS Status	4 Week Total
Active	1217
Canceled	220
Pending	955
Sold	834
Temporarily Off-Market	45

### DAILY MARKET CHANGE

Category	Sum of Pasco
Back on the Market	8
New Listings	64
Price Decrease	54
Price Increase	9

\*Back on Market can be from these sources - Pending, Temp Off Market, Cancelled and Expired Listing)

### 7 DAY SOLD COMPARISON

Closed Prior Year	Volume	Count
Saturday, April 11, 2026	\$630,000	1
Friday, April 10, 2026	\$22,028,550	52
Thursday, April 09, 2026	\$11,700,895	29
Wednesday, April 08, 2026	\$8,115,966	19
Tuesday, April 07, 2026	\$13,412,030	32
Monday, April 06, 2026	\$8,791,097	24
<b>Total</b>	<b>\$64,678,538</b>	<b>157</b>

Closed Prior Year	Volume	Count
Friday, April 11, 2025	\$24,195,207	61
Thursday, April 10, 2025	\$21,272,869	43
Wednesday, April 09, 2025	\$12,453,290	34
Tuesday, April 08, 2025	\$12,974,864	30
Monday, April 07, 2025	\$12,541,490	32
<b>Total</b>	<b>\$83,437,720</b>	<b>200</b>

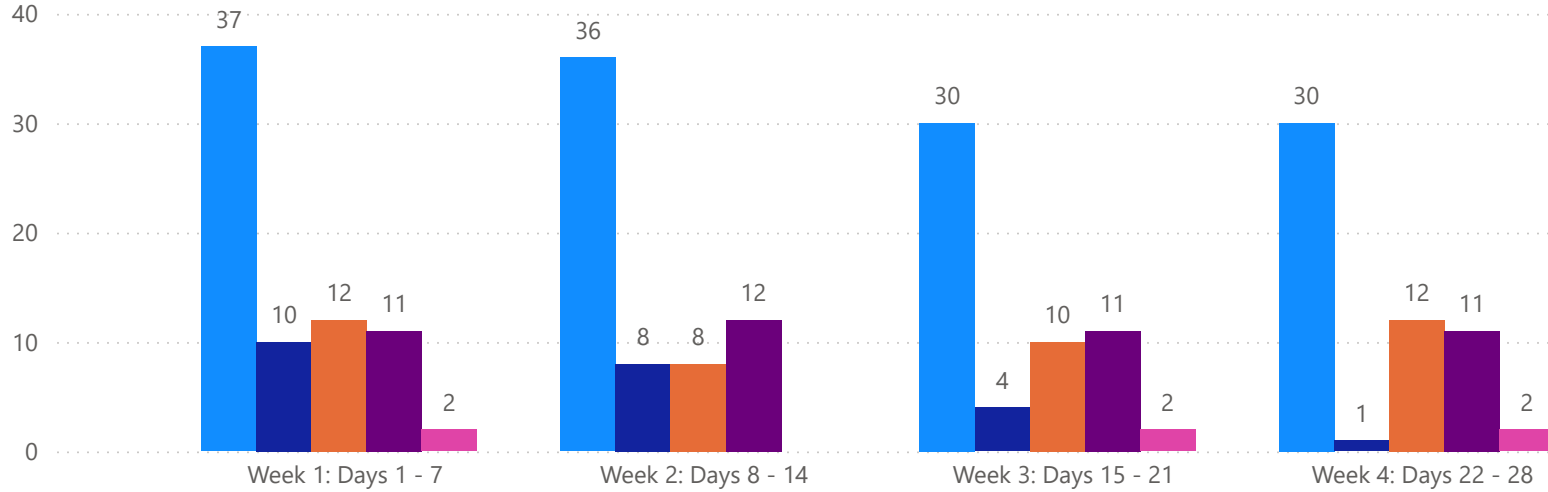


# 4 WEEK REAL ESTATE MARKET REPORT

## PASCO COUNTY - CONDO

### 4/12/2026

**MLSStatus** ● Active ● Canceled ● Pending ● Sold ● Temporarily Off-Market



All data is current as of today, though some MLS statuses may have changed from prior days.

### TOTALS

MLS Status	4 Week Total
Active	133
Canceled	23
Pending	42
Sold	45
Temporarily Off-Market	6

### DAILY MARKET CHANGE

Category	Sum of Pasco
Back on the Market	1
New Listings	2
Price Decrease	2
Price Increase	1

\*Back on Market can be from these sources - Pending, Temp Off Market, Cancelled and Expired Listing)

### 7 DAY SOLD COMPARISON

Closed Prior Year	Volume	Count	Closed Prior Year	Volume	Count
Friday, April 10, 2026	\$671,900	4	Friday, April 11, 2025	\$215,000	1
Thursday, April 09, 2026	\$220,000	2	Thursday, April 10, 2025	\$347,500	2
Wednesday, April 08, 2026	\$115,000	1	Tuesday, April 08, 2025	\$347,000	1
Tuesday, April 07, 2026	\$412,000	3	<b>Total</b>	<b>\$909,500</b>	<b>4</b>
Monday, April 06, 2026	\$110,000	1			
<b>Total</b>	<b>\$1,528,900</b>	<b>11</b>			

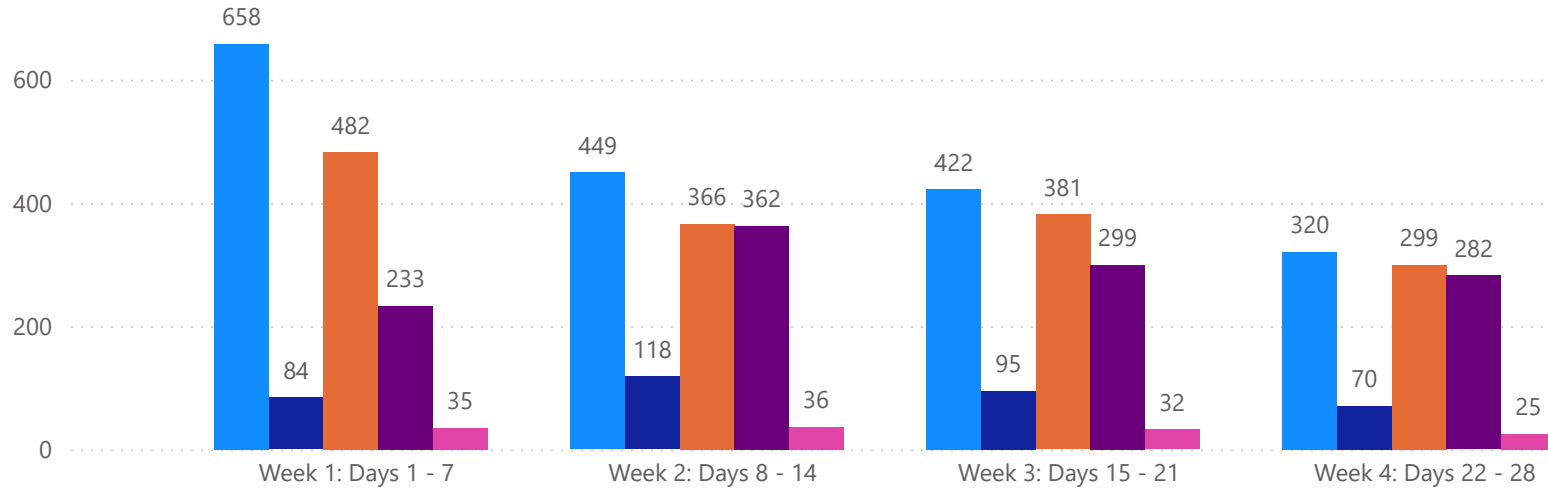


# 4 WEEK REAL ESTATE MARKET REPORT

## HILLSBOROUGH COUNTY - SINGLE FAMILY HOME

### 4/12/2026

MLS Status ● Active ● Canceled ● Pending ● Sold ● Temporarily Off-Market



All data is current as of today, though some MLS statuses may have changed from prior days.

### TOTALS

MLS Status	4 Week Total
Active	1849
Canceled	367
Pending	1528
Sold	1176
Temporarily Off-Market	128

### DAILY MARKET CHANGE

Category	Sum of Hillsborough	*Back on Market can be from these sources - Pending, Temp Off Market, Cancelled and Expired Listing)
Back on the Market	9	
New Listings	74	
Price Decrease	42	
Price Increase	6	

### 7 DAY SOLD COMPARISON

Closed Prior Year	Volume	Count	Closed Prior Year	Volume	Count
Friday, April 10, 2026	\$28,272,967	59	Friday, April 11, 2025	\$47,290,128	90
Thursday, April 09, 2026	\$26,435,390	47	Thursday, April 10, 2025	\$23,476,065	45
Wednesday, April 08, 2026	\$14,911,974	33	Wednesday, April 09, 2025	\$25,667,130	48
Tuesday, April 07, 2026	\$27,635,970	42	Tuesday, April 08, 2025	\$19,633,800	35
Monday, April 06, 2026	\$28,900,596	52	Monday, April 07, 2025	\$21,309,030	38
<b>Total</b>	<b>\$126,156,897</b>	<b>233</b>	<b>Total</b>	<b>\$137,376,153</b>	<b>256</b>

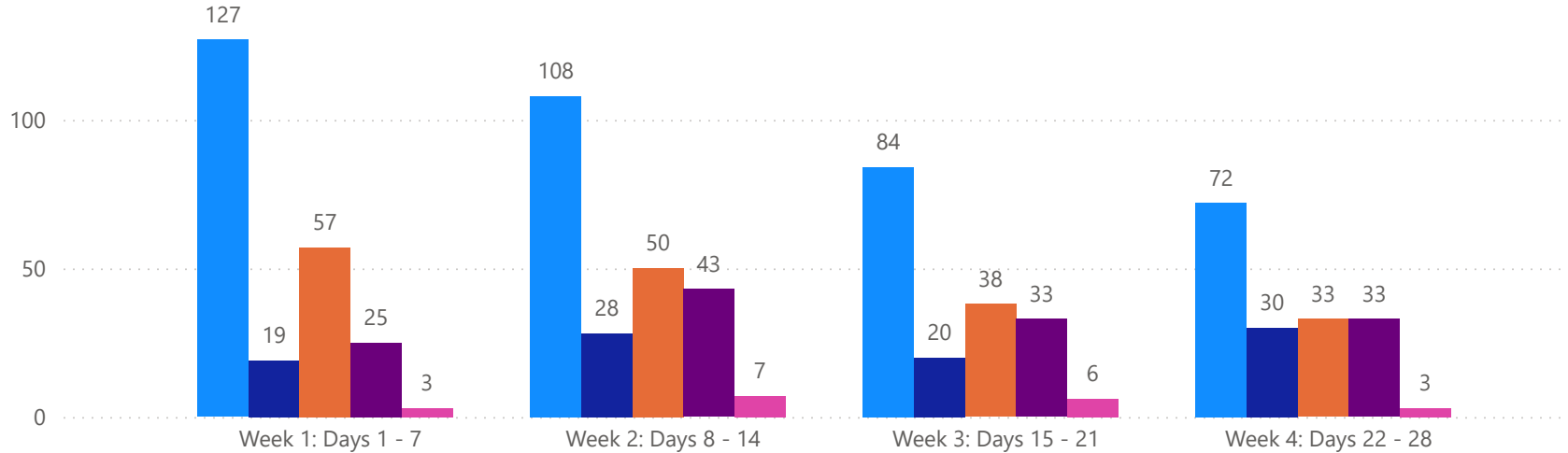


# 4 WEEK REAL ESTATE MARKET REPORT

## HILLSBOROUGH COUNTY - CONDO

### 4/12/2026

MLS Status ● Active ● Canceled ● Pending ● Sold ● Temporarily Off-Market



All data is current as of today, though some MLS statuses may have changed from prior days.

### TOTALS

MLS Status	4 Week Total
Active	391
Canceled	97
Pending	178
Sold	134
Temporarily Off-Market	19

### DAILY MARKET CHANGE

Category	Sum of Hillsborough	*Back on Market can be from these sources - Pending, Temp Off Market, Cancelled and Expired Listing)
Back on the Market	0	
New Listings	18	
Price Decrease	6	
Price Increase	0	

### 7 DAY SOLD COMPARISON

Closed Prior Year	Volume	Count	Closed Prior Year	Volume	Count
Friday, April 10, 2026	\$2,167,000	7	Friday, April 11, 2025	\$4,383,700	10
Thursday, April 09, 2026	\$875,000	3	Thursday, April 10, 2025	\$2,026,300	7
Wednesday, April 08, 2026	\$1,691,000	7	Wednesday, April 09, 2025	\$854,400	4
Tuesday, April 07, 2026	\$582,000	4	Tuesday, April 08, 2025	\$519,000	2
Monday, April 06, 2026	\$527,900	4	Monday, April 07, 2025	\$1,293,500	5
<b>Total</b>	<b>\$5,842,900</b>	<b>25</b>	<b>Total</b>	<b>\$9,076,900</b>	<b>28</b>

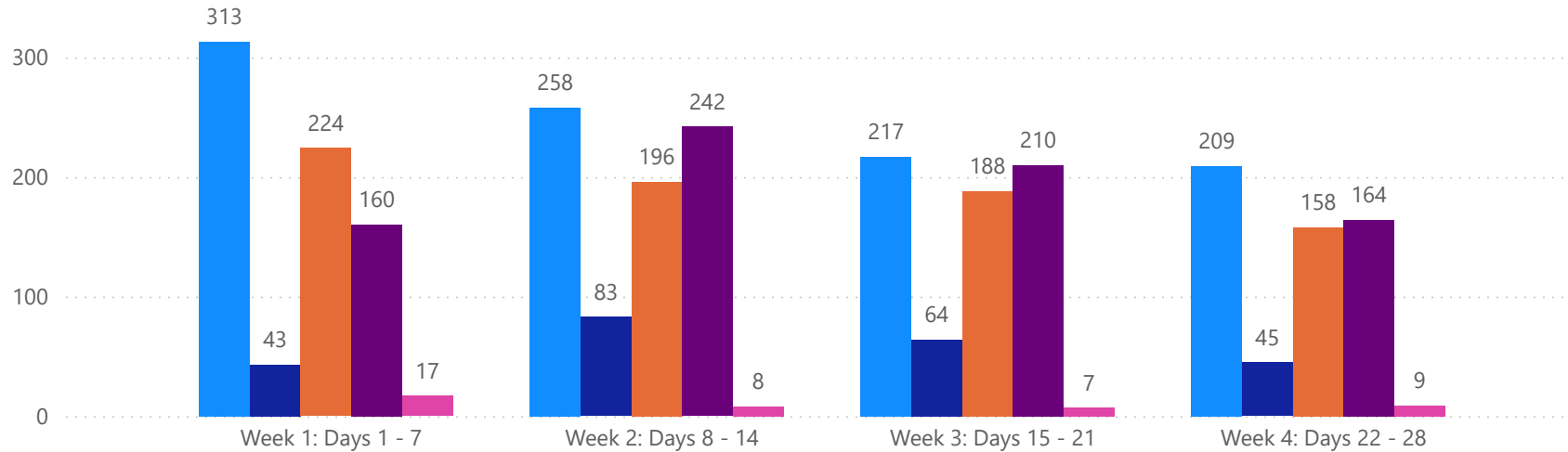


# 4 WEEK REAL ESTATE MARKET REPORT

## SARASOTA COUNTY - SINGLE FAMILY HOME

### 4/12/2026

MlsStatus ● Active ● Canceled ● Pending ● Sold ● Temporarily Off-Market



All data is current as of today, though some MLS statuses may have changed from prior days.

### TOTALS

MLS Status	4 Week Total
Active	997
Canceled	235
Pending	766
Sold	776
Temporarily Off-Market	41

### DAILY MARKET CHANGE

Category	Sum of Sarasota
Back on the Market	6
New Listings	18
Price Decrease	45
Price Increase	3

\*Back on Market can be from these sources - Pending, Temp Off Market, Cancelled and Expired Listing)

### 7 DAY SOLD COMPARISON

Closed Prior Year	Volume	Count	Closed Prior Year	Volume	Count
Saturday, April 11, 2026	\$425,000	1	Friday, April 11, 2025	\$23,835,290	37
Friday, April 10, 2026	\$61,474,288	43	Thursday, April 10, 2025	\$31,361,779	37
Thursday, April 09, 2026	\$22,299,288	28	Wednesday, April 09, 2025	\$10,614,290	17
Wednesday, April 08, 2026	\$18,856,397	30	Tuesday, April 08, 2025	\$8,518,500	20
Tuesday, April 07, 2026	\$27,501,000	29	Monday, April 07, 2025	\$14,217,036	26
Monday, April 06, 2026	\$19,450,272	29	Saturday, April 05, 2025	\$1,602,882	3
<b>Total</b>	<b>\$150,006,245</b>	<b>160</b>	<b>Total</b>	<b>\$90,149,777</b>	<b>140</b>

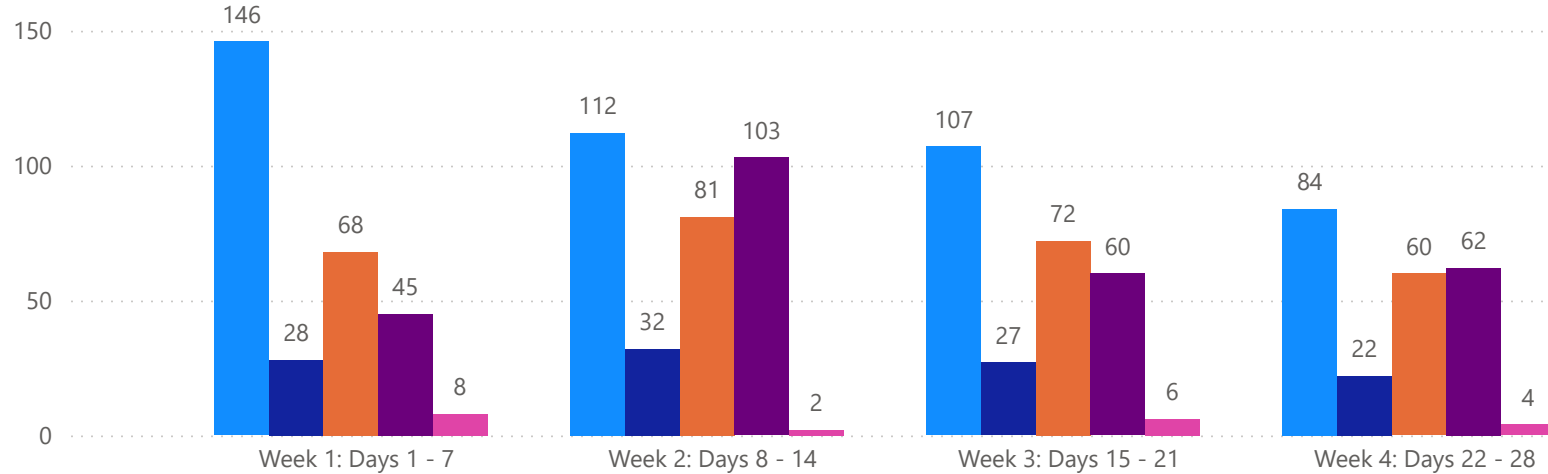


# 4 WEEK REAL ESTATE MARKET REPORT

## SARASOTA COUNTY - CONDO

### 4/12/2026

MlsStatus ● Active ● Canceled ● Pending ● Sold ● Temporarily Off-Market



All data is current as of today, though some MLS statuses may have changed from prior days.

### TOTALS

MLS Status	4 Week Total
Active	449
Canceled	109
Pending	281
Sold	270
Temporarily Off-Market	20

### DAILY MARKET CHANGE

Category	Sum of Sarasota
Back on the Market	2
New Listings	16
Price Decrease	4
Price Increase	0

\*Back on Market can be from these sources - Pending, Temp Off Market, Cancelled and Expired Listing)

### 7 DAY SOLD COMPARISON

Closed Prior Year	Volume	Count	Closed Prior Year	Volume	Count
Friday, April 10, 2026	\$15,157,500	13	Friday, April 11, 2025	\$3,554,500	9
Thursday, April 09, 2026	\$2,839,500	8	Thursday, April 10, 2025	\$3,512,650	7
Wednesday, April 08, 2026	\$4,827,500	11	Wednesday, April 09, 2025	\$1,927,500	4
Tuesday, April 07, 2026	\$1,798,000	3	Tuesday, April 08, 2025	\$6,899,000	9
Monday, April 06, 2026	\$9,334,000	10	Monday, April 07, 2025	\$9,340,148	11
<b>Total</b>	<b>\$33,956,500</b>	<b>45</b>	Sunday, April 06, 2025	\$550,000	1
			<b>Total</b>	<b>\$25,783,798</b>	<b>41</b>

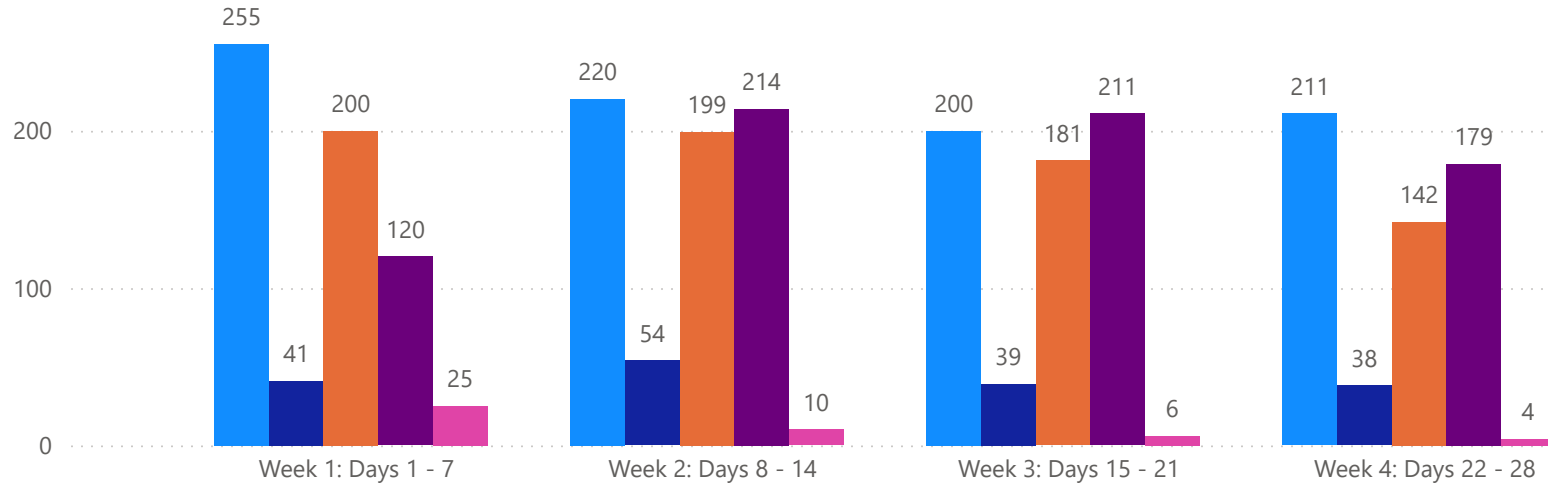


# 4 WEEK REAL ESTATE MARKET REPORT

## MANATEE COUNTY - SINGLE FAMILY HOME

### 4/12/2026

**MLS Status** ● Active ● Canceled ● Pending ● Sold ● Temporarily Off-Market



All data is current as of today, though some MLS statuses may have changed from prior days.

### TOTALS

MLS Status	4 Week Total
Active	886
Canceled	172
Pending	722
Sold	724
Temporarily Off-Market	45

### DAILY MARKET CHANGE

Category	Sum of Manatee
Back on the Market	3
New Listings	38
Price Decrease	84
Price Increase	1

\*Back on Market can be from these sources - Pending, Temp Off Market, Cancelled and Expired Listing)

### 7 DAY SOLD COMPARISON

Closed Prior Year	Volume	Count	Closed Prior Year	Volume	Count
Friday, April 10, 2026	\$33,411,589	35	Friday, April 11, 2025	\$9,948,237	23
Thursday, April 09, 2026	\$16,373,093	19	Thursday, April 10, 2025	\$8,312,215	13
Wednesday, April 08, 2026	\$13,768,900	18	Wednesday, April 09, 2025	\$24,141,497	26
Tuesday, April 07, 2026	\$18,080,147	26	Tuesday, April 08, 2025	\$9,944,293	17
Monday, April 06, 2026	\$12,805,500	22	Monday, April 07, 2025	\$14,552,254	23
<b>Total</b>	<b>\$94,439,229</b>	<b>120</b>	Sunday, April 06, 2025	\$749,000	1
			Saturday, April 05, 2025	\$1,242,000	2
			<b>Total</b>	<b>\$68,889,496</b>	<b>105</b>

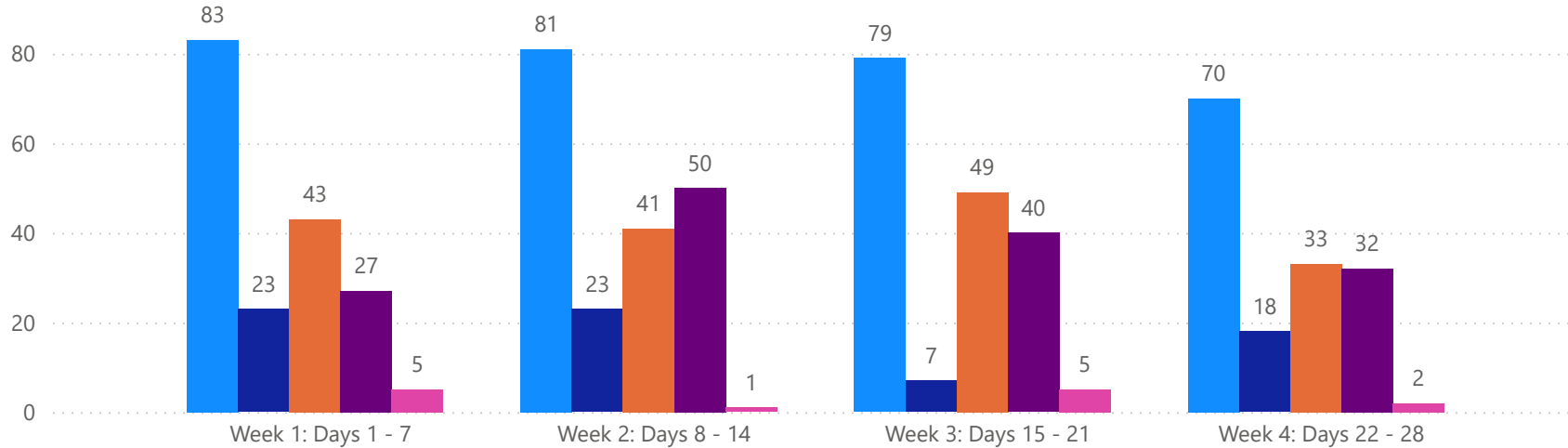


# 4 WEEK REAL ESTATE MARKET REPORT

## MANATEE COUNTY - CONDO

4/12/2026

MLS Status ● Active ● Canceled ● Pending ● Sold ● Temporarily Off-Market



### TOTALS

MLS Status	4 Week Total
Active	313
Canceled	71
Pending	166
Sold	149
Temporarily Off-Market	13

### DAILY MARKET CHANGE

Category	Sum of Manatee
Back on the Market	5
New Listings	6
Price Decrease	4
Price Increase	0

\*Back on Market can be from these sources - Pending, Temp Off Market, Cancelled and Expired Listing)

### 7 DAY SOLD COMPARISON

Closed Prior Year	Volume	Count
Friday, April 10, 2026	\$2,650,500	9
Thursday, April 09, 2026	\$908,000	3
Wednesday, April 08, 2026	\$457,000	3
Tuesday, April 07, 2026	\$1,739,000	5
Monday, April 06, 2026	\$2,044,000	7
<b>Total</b>	<b>\$7,798,500</b>	<b>27</b>

Closed Prior Year	Volume	Count
Friday, April 11, 2025	\$2,239,898	7
Thursday, April 10, 2025	\$1,783,000	6
Wednesday, April 09, 2025	\$1,508,000	4
Tuesday, April 08, 2025	\$700,000	3
Monday, April 07, 2025	\$1,517,500	5
<b>Total</b>	<b>\$7,748,398</b>	<b>25</b>

