



4 WEEK REAL ESTATE MARKET REPORT

Monday, April 13, 2026

As of: Tuesday, April 14, 2026

- 1 Report Breakdown
- 2 Cumulative Tampa Bay Report - Single Family Home
- 3 Cumulative Tampa Bay Report - Condominium
- 4 Pinellas County - Single Family Home
- 5 Pinellas County - Condominium
- 6 Pasco County - Single Family Home
- 7 Pasco County - Condominium
- 8 Hillsborough County - Single Family Home
- 9 Hillsborough County - Condominium
- 10 Sarasota County - Single Family Home
- 11 Sarasota County - Condominium
- 12 Manatee County - Single Family Home
- 13 Manatee County - Condominium

4 WEEK REAL ESTATE MARKET REPORT

REPORT BREAKDOWN

Monday, April 13, 2026

as of: 4/14/2026

Day 1	Monday, April 13, 2026
Day 2	Sunday, April 12, 2026
Day 3	Saturday, April 11, 2026
Day 4	Friday, April 10, 2026
Day 5	Thursday, April 9, 2026
Day 6	Tuesday, April 14, 2026
Day 7	Monday, April 13, 2026
Day 8	Sunday, April 12, 2026
Day 9	Saturday, April 11, 2026
Day 10	Friday, April 10, 2026
Day 11	Thursday, April 9, 2026
Day 12	Wednesday, April 8, 2026
Day 13	Tuesday, April 7, 2026
Day 14	Monday, April 6, 2026
Day 15	Sunday, April 5, 2026
Day 16	Saturday, April 4, 2026
Day 17	Friday, April 3, 2026
Day 18	Thursday, April 2, 2026
Day 19	Wednesday, April 1, 2026
Day 20	Tuesday, March 31, 2026
Day 21	Monday, March 30, 2026
Day 22	Sunday, March 29, 2026
Day 23	Saturday, March 28, 2026
Day 24	Friday, March 27, 2026
Day 25	Thursday, March 26, 2026
Day 26	Wednesday, March 25, 2026
Day 27	Tuesday, March 24, 2026
Day 28	Monday, March 23, 2026

REPORT BREAKDOWN

GRAPH:

Active - Newly listed during the date range

Pending - Status changed to 'pending' during the date range

Sold - Closed during the date range

Canceled - Canceled during the date range

Temp off Market - Status changed to 'temp' off market' during the date range

The date ranges are not cumulative.

Day 1: Monday, April 13, 2026

Day 28: Monday, March 23, 2026

TOTALS:

4 Weeks: The summation of each date range (Day 1 - Day 28)

Market Changes

Day 1's New Listings, Price Increase, Price Decreases and Back on Market

Manatee County - Single Family Home

7 Day Sold Comparison

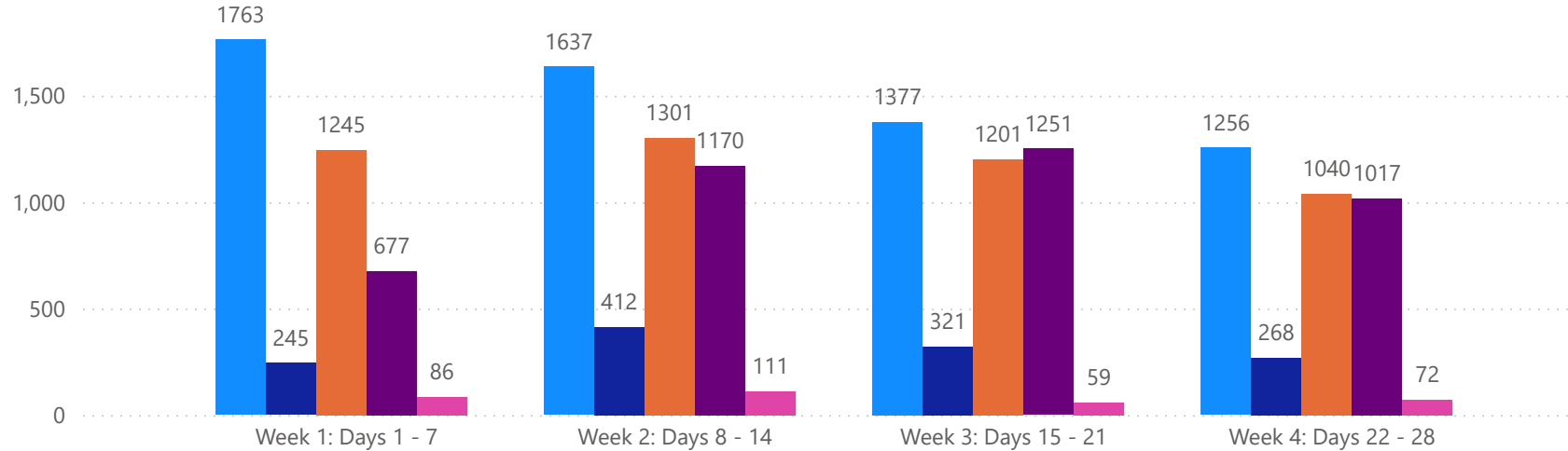
Compares the sold amount and volume in the last 7 days against the same timeframe in the prior year and days 8 - days 14.

4 WEEK REAL ESTATE MARKET REPORT

TAMPA BAY - SINGLE FAMILY HOME

4/13/2026

MLS Status ● Active ● Canceled ● Pending ● Sold ● Temporarily Off-Market



All data is current as of today, though some MLS statuses may have changed from prior days.

TOTALS

MLS Status	4 Week Total
Active	6033
Canceled	1246
Pending	4787
Sold	4115
Temporarily Off-Market	328

DAILY MARKET CHANGE

Category	Sum of Total
Back on the Market	65
New Listings	219
Price Decrease	324
Price Increase	92

*Back on Market can be from these sources - Pending, Temp Off Market, Cancelled and Expired Listing)

7 DAY SOLD COMPARISON

Closed Prior Year	Volume	Count	Closed Prior Year	Volume	Count
Monday, April 13, 2026	\$661,090	1	Saturday, April 12, 2025	\$4,253,900	10
Sunday, April 12, 2026	\$380,000	1	Friday, April 11, 2025	\$152,318,055	286
Saturday, April 11, 2026	\$1,055,000	2	Thursday, April 10, 2025	\$102,736,003	169
Friday, April 10, 2026	\$174,310,194	235	Wednesday, April 09, 2025	\$84,763,607	149
Thursday, April 09, 2026	\$93,815,566	154	Tuesday, April 08, 2025	\$64,201,857	124
Wednesday, April 08, 2026	\$82,743,237	130	Monday, April 07, 2025	\$83,154,400	150
Tuesday, April 07, 2026	\$106,278,147	154	Sunday, April 06, 2025	\$749,000	1
Total	\$459,243,234	677	Total	\$492,176,822	889

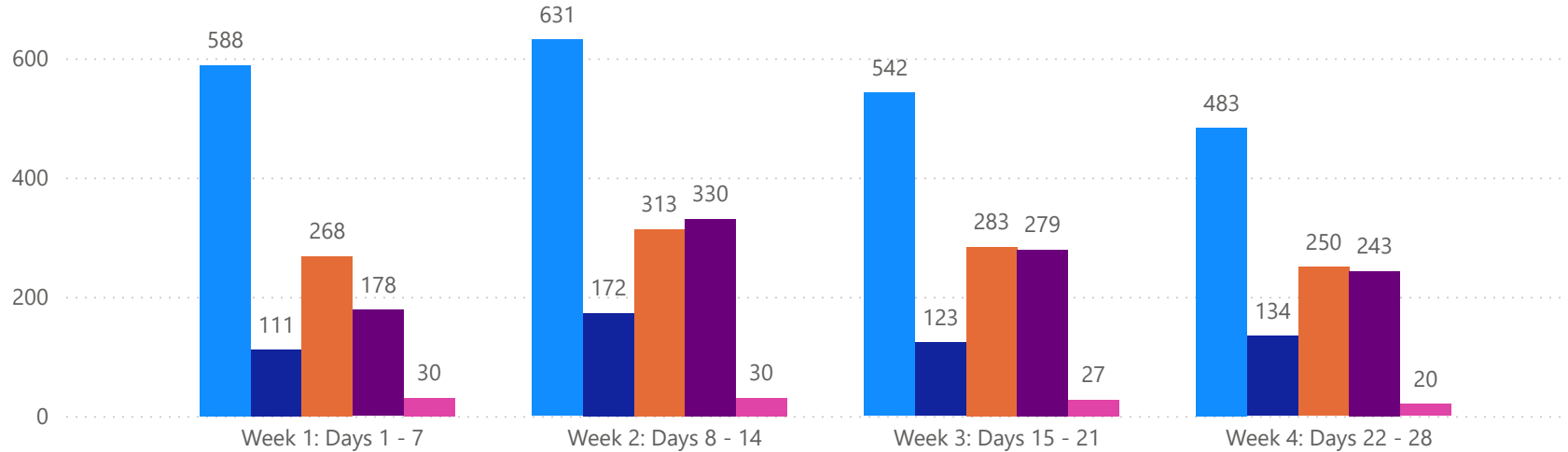


4 WEEK REAL ESTATE MARKET REPORT

TAMPA BAY - CONDO

4/13/2026

MlsStatus ● Active ● Canceled ● Pending ● Sold ● Temporarily Off-Market



All data is current as of today, though some MLS statuses may have changed from prior days.

TOTALS

MLS Status	4 Week Total
Active	2244
Canceled	540
Pending	1114
Sold	1030
Temporarily Off-Market	107

DAILY MARKET CHANGE

Category	Sum of Total
Back on the Market	14
New Listings	47
Price Decrease	131
Price Increase	4

*Back on Market can be from these sources - Pending, Temp Off Market, Cancelled and Expired Listing)

7 DAY SOLD COMPARISON

Closed Prior Year	Volume	Count
Friday, April 10, 2026	\$28,729,800	58
Thursday, April 09, 2026	\$24,074,875	43
Wednesday, April 08, 2026	\$11,778,500	36
Tuesday, April 07, 2026	\$13,752,300	41
Total	\$78,335,475	178

Closed Prior Year	Volume	Count
Saturday, April 12, 2025	\$850,000	1
Friday, April 11, 2025	\$19,682,398	52
Thursday, April 10, 2025	\$11,883,652	40
Wednesday, April 09, 2025	\$6,820,900	18
Tuesday, April 08, 2025	\$12,211,500	27
Monday, April 07, 2025	\$18,530,148	37
Sunday, April 06, 2025	\$550,000	1
Total	\$70,528,598	176

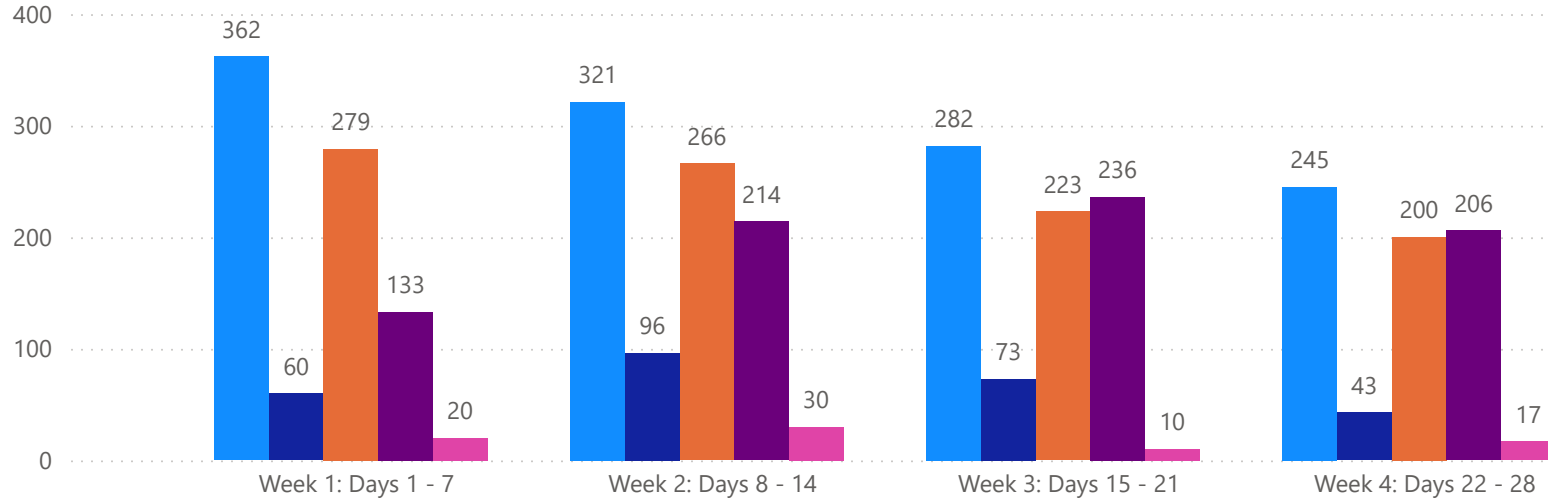


4 WEEK REAL ESTATE MARKET REPORT

PINELLAS COUNTY - SINGLE FAMILY HOME

4/13/2026

MLS Status ● Active ● Canceled ● Pending ● Sold ● Temporarily Off-Market



All data is current as of today, though some MLS statuses may have changed from prior days.

TOTALS

MLS Status	4 Week Total
Active	1210
Canceled	272
Pending	968
Sold	789
Temporarily Off-Market	77

DAILY MARKET CHANGE

Category	Sum of Pinellas
Back on the Market	20
New Listings	39
Price Decrease	64
Price Increase	6

*Back on Market can be from these sources - Pending, Temp Off Market, Cancelled and Expired Listing)

7 DAY SOLD COMPARISON

Closed Prior Year	Volume	Count
Sunday, April 12, 2026	\$380,000	1
Friday, April 10, 2026	\$29,122,800	46
Thursday, April 09, 2026	\$17,006,900	31
Wednesday, April 08, 2026	\$27,090,000	30
Tuesday, April 07, 2026	\$19,649,000	25
Total	\$93,248,700	133

Closed Prior Year	Volume	Count
Saturday, April 12, 2025	\$2,054,000	4
Friday, April 11, 2025	\$47,049,193	75
Thursday, April 10, 2025	\$18,313,075	31
Wednesday, April 09, 2025	\$11,887,400	24
Tuesday, April 08, 2025	\$13,130,400	22
Monday, April 07, 2025	\$20,534,590	31
Total	\$112,968,658	187

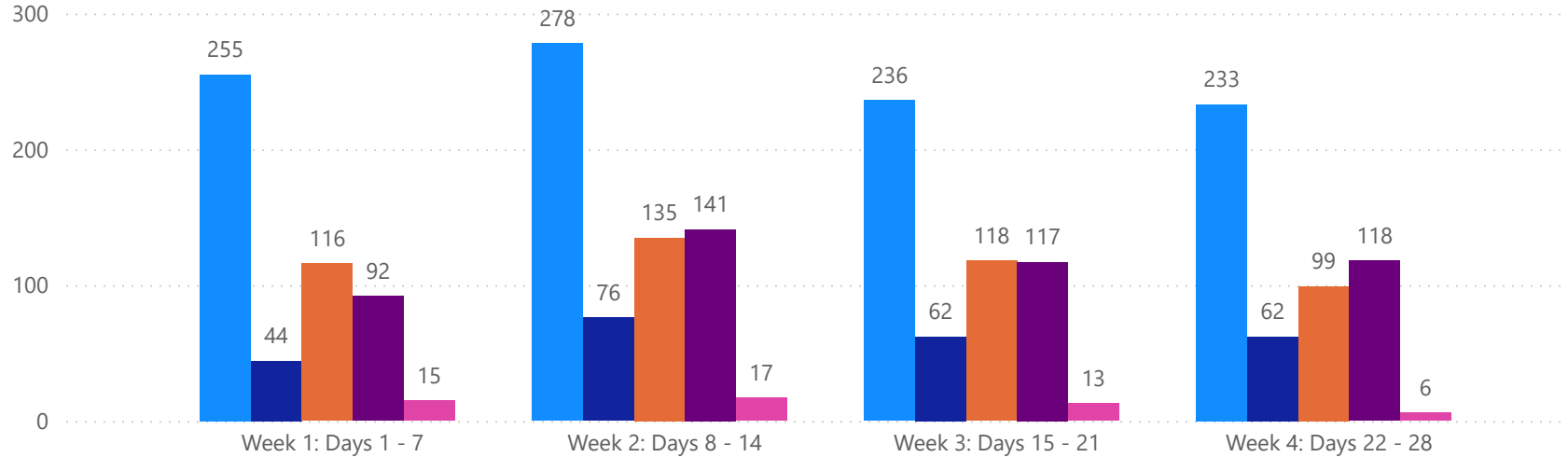


4 WEEK REAL ESTATE MARKET REPORT

PINELLAS COUNTY - CONDO

4/13/2026

MLS Status ● Active ● Canceled ● Pending ● Sold ● Temporarily Off-Market



All data is current as of today, though some MLS statuses may have changed from prior days.

TOTALS

MLS Status	4 Week Total
Active	1002
Canceled	244
Pending	468
Sold	468
Temporarily Off-Market	51

DAILY MARKET CHANGE

Category	Sum of Pinellas
Back on the Market	8
New Listings	16
Price Decrease	57
Price Increase	2

*Back on Market can be from these sources - Pending, Temp Off Market, Cancelled and Expired Listing)

7 DAY SOLD COMPARISON

Closed Prior Year	Volume	Count
Friday, April 10, 2026	\$8,082,900	25
Thursday, April 09, 2026	\$19,232,375	27
Wednesday, April 08, 2026	\$4,688,000	14
Tuesday, April 07, 2026	\$9,221,300	26
Total	\$41,224,575	92

Closed Prior Year	Volume	Count
Saturday, April 12, 2025	\$850,000	1
Friday, April 11, 2025	\$9,289,300	25
Thursday, April 10, 2025	\$4,214,202	18
Wednesday, April 09, 2025	\$2,531,000	6
Tuesday, April 08, 2025	\$3,746,500	12
Monday, April 07, 2025	\$6,379,000	16
Total	\$27,010,002	78

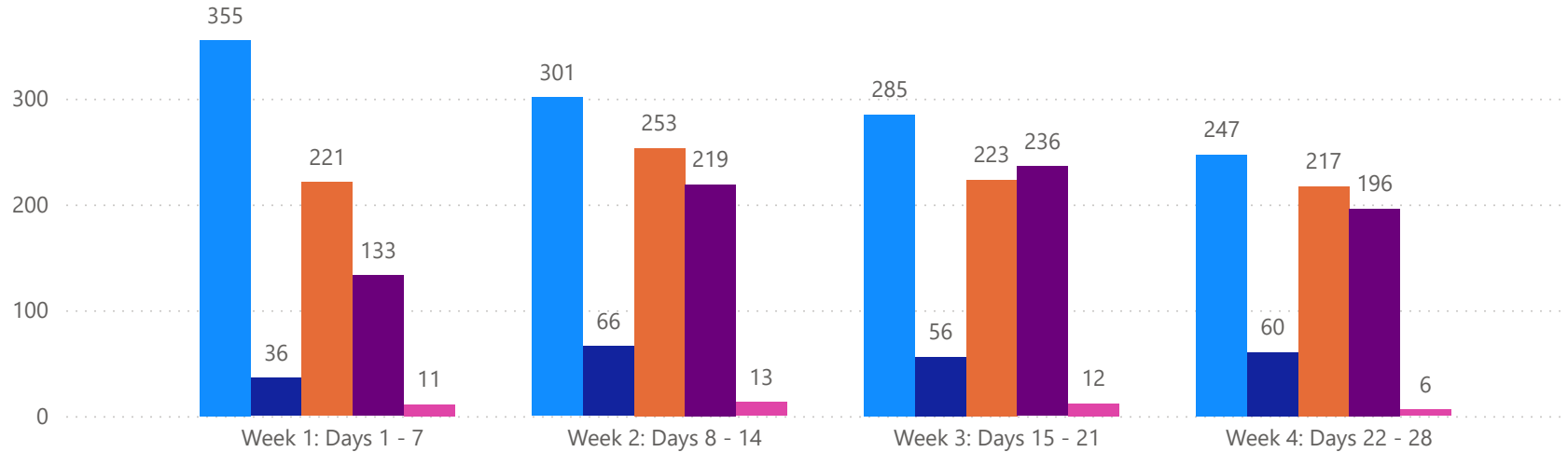


4 WEEK REAL ESTATE MARKET REPORT

PASCO COUNTY - SINGLE FAMILY HOME

4/13/2026

MLS Status ● Active ● Canceled ● Pending ● Sold ● Temporarily Off-Market



All data is current as of today, though some MLS statuses may have changed from prior days.

TOTALS

MLS Status	4 Week Total
Active	1188
Canceled	218
Pending	914
Sold	784
Temporarily Off-Market	42

DAILY MARKET CHANGE

Category	Sum of Pasco
Back on the Market	10
New Listings	36
Price Decrease	53
Price Increase	36

*Back on Market can be from these sources - Pending, Temp Off Market, Cancelled and Expired Listing)

7 DAY SOLD COMPARISON

Closed Prior Year	Volume	Count
Saturday, April 11, 2026	\$630,000	1
Friday, April 10, 2026	\$22,028,550	52
Thursday, April 09, 2026	\$11,700,895	29
Wednesday, April 08, 2026	\$8,115,966	19
Tuesday, April 07, 2026	\$13,412,030	32
Total	\$55,887,441	133

Closed Prior Year	Volume	Count
Saturday, April 12, 2025	\$780,000	2
Friday, April 11, 2025	\$24,195,207	61
Thursday, April 10, 2025	\$21,272,869	43
Wednesday, April 09, 2025	\$12,453,290	34
Tuesday, April 08, 2025	\$12,974,864	30
Monday, April 07, 2025	\$12,541,490	32
Total	\$84,217,720	202

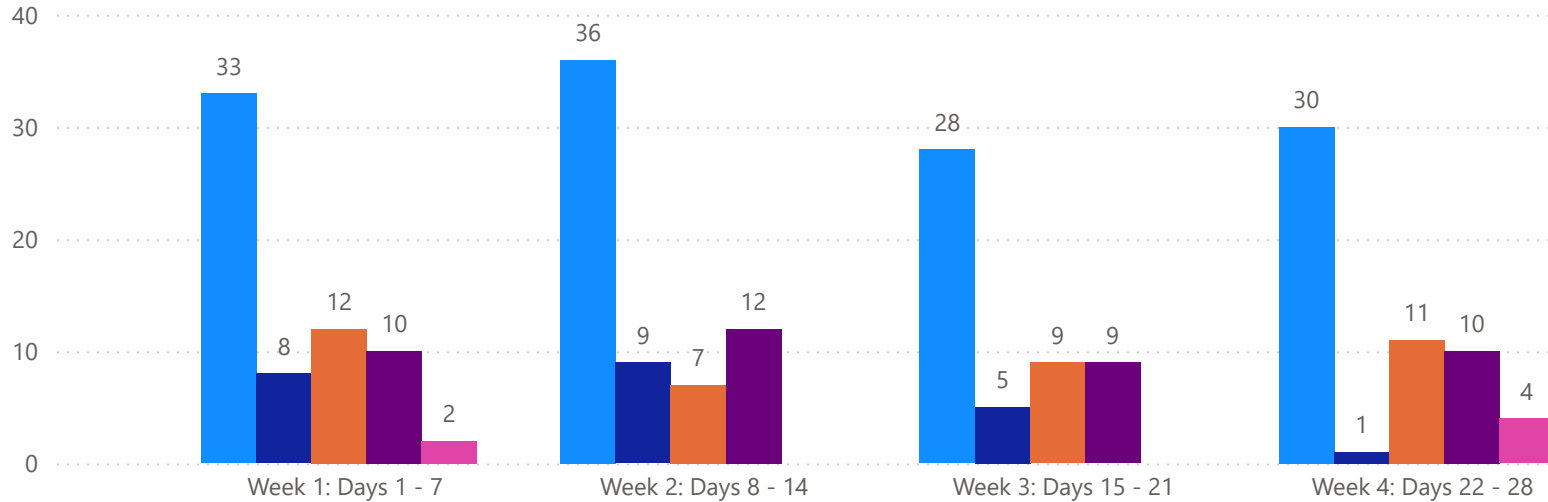


4 WEEK REAL ESTATE MARKET REPORT

PASCO COUNTY - CONDO

4/13/2026

MLSStatus ● Active ● Canceled ● Pending ● Sold ● Temporarily Off-Market



All data is current as of today, though some MLS statuses may have changed from prior days.

TOTALS

MLS Status	4 Week Total
Active	127
Canceled	23
Pending	39
Sold	41
Temporarily Off-Market	6


DAILY MARKET CHANGE

Category	Sum of Pasco
Back on the Market	1
New Listings	3
Price Decrease	11
Price Increase	1

*Back on Market can be from these sources - Pending, Temp Off Market, Cancelled and Expired Listing)

7 DAY SOLD COMPARISON

Closed Prior Year	Volume	Count	Closed Prior Year	Volume	Count
Friday, April 10, 2026	\$671,900	4	Friday, April 11, 2025	\$215,000	1
Thursday, April 09, 2026	\$220,000	2	Thursday, April 10, 2025	\$347,500	2
Wednesday, April 08, 2026	\$115,000	1	Tuesday, April 08, 2025	\$347,000	1
Tuesday, April 07, 2026	\$412,000	3	Total	\$909,500	4
Total	\$1,418,900	10			

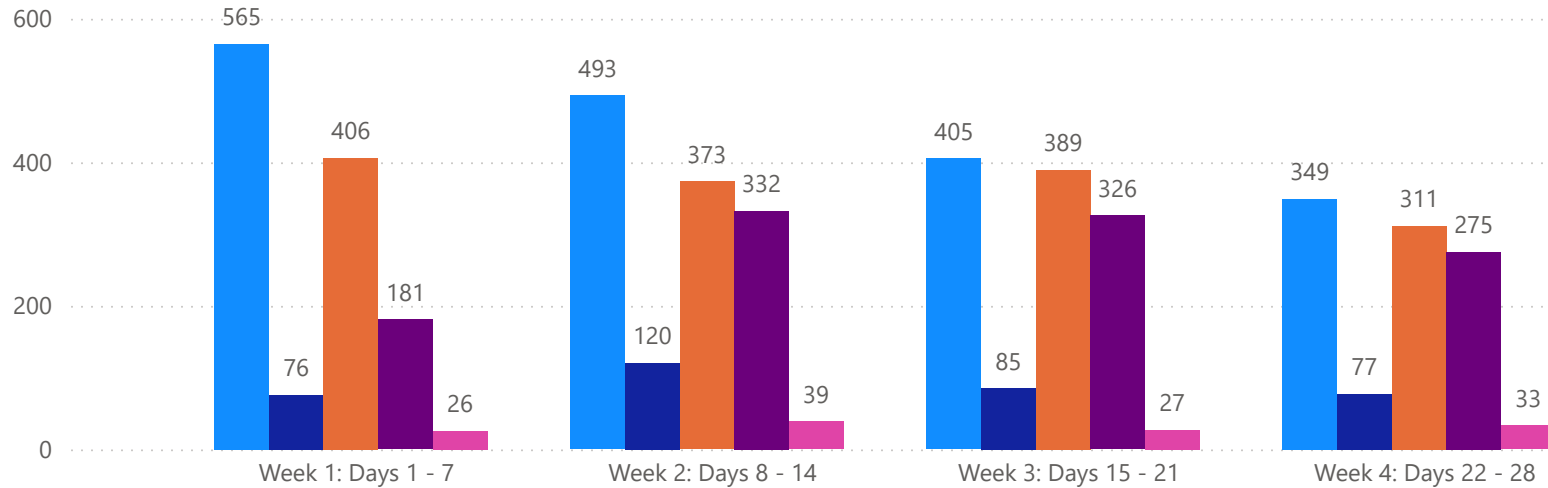


4 WEEK REAL ESTATE MARKET REPORT

HILLSBOROUGH COUNTY - SINGLE FAMILY HOME

4/13/2026

MLS Status ● Active ● Canceled ● Pending ● Sold ● Temporarily Off-Market



All data is current as of today, though some MLS statuses may have changed from prior days.

TOTALS

MLS Status	4 Week Total
Active	1812
Canceled	358
Pending	1479
Sold	1114
Temporarily Off-Market	125

DAILY MARKET CHANGE

Category	Sum of Hillsborough	*Back on Market can be from these sources - Pending, Temp Off Market, Cancelled and Expired Listing)
Back on the Market	21	
New Listings	64	
Price Decrease	85	
Price Increase	21	

7 DAY SOLD COMPARISON

Closed Prior Year	Volume	Count	Closed Prior Year	Volume	Count
Friday, April 10, 2026	\$28,272,967	59	Saturday, April 12, 2025	\$1,014,900	3
Thursday, April 09, 2026	\$26,435,390	47	Friday, April 11, 2025	\$47,290,128	90
Wednesday, April 08, 2026	\$14,911,974	33	Thursday, April 10, 2025	\$23,476,065	45
Tuesday, April 07, 2026	\$27,635,970	42	Wednesday, April 09, 2025	\$25,667,130	48
Total	\$97,256,301	181	Tuesday, April 08, 2025	\$19,633,800	35
			Monday, April 07, 2025	\$21,309,030	38
			Total	\$138,391,053	259

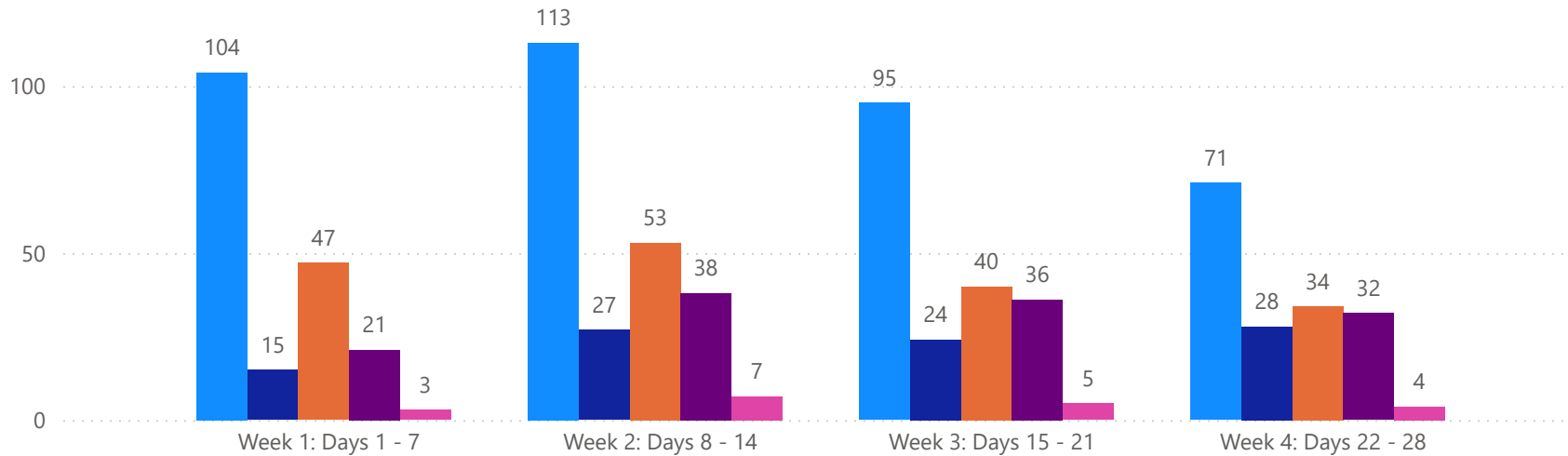


4 WEEK REAL ESTATE MARKET REPORT

HILLSBOROUGH COUNTY - CONDO

4/13/2026

MLS Status ● Active ● Canceled ● Pending ● Sold ● Temporarily Off-Market



All data is current as of today, though some MLS statuses may have changed from prior days.

TOTALS

MLS Status	4 Week Total
Active	383
Canceled	94
Pending	174
Sold	127
Temporarily Off-Market	19

DAILY MARKET CHANGE

Category	Sum of Hillsborough	*Back on Market can be from these sources - Pending, Temp Off Market, Cancelled and Expired Listing)
Back on the Market	3	
New Listings	5	
Price Decrease	21	
Price Increase	1	

7 DAY SOLD COMPARISON

Closed Prior Year	Volume	Count	Closed Prior Year	Volume	Count
Friday, April 10, 2026	\$2,167,000	7	Friday, April 11, 2025	\$4,383,700	10
Thursday, April 09, 2026	\$875,000	3	Thursday, April 10, 2025	\$2,026,300	7
Wednesday, April 08, 2026	\$1,691,000	7	Wednesday, April 09, 2025	\$854,400	4
Tuesday, April 07, 2026	\$582,000	4	Tuesday, April 08, 2025	\$519,000	2
Total	\$5,315,000	21	Monday, April 07, 2025	\$1,293,500	5
			Total	\$9,076,900	28

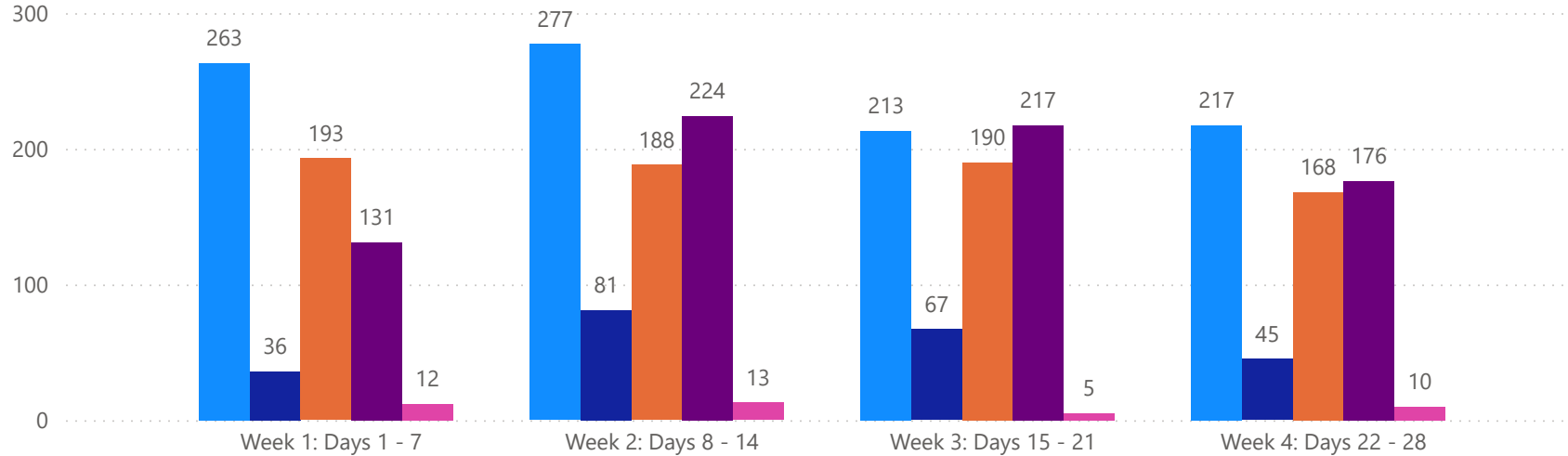


4 WEEK REAL ESTATE MARKET REPORT

SARASOTA COUNTY - SINGLE FAMILY HOME

4/13/2026

MLS Status ● Active ● Canceled ● Pending ● Sold ● Temporarily Off-Market



All data is current as of today, though some MLS statuses may have changed from prior days.

TOTALS

MLS Status	4 Week Total
Active	970
Canceled	229
Pending	739
Sold	748
Temporarily Off-Market	40

DAILY MARKET CHANGE

Category	Sum of Sarasota
Back on the Market	10
New Listings	41
Price Decrease	63
Price Increase	2

*Back on Market can be from these sources - Pending, Temp Off Market, Cancelled and Expired Listing)

7 DAY SOLD COMPARISON

Closed Prior Year	Volume	Count	Closed Prior Year	Volume	Count
Saturday, April 11, 2026	\$425,000	1	Saturday, April 12, 2025	\$405,000	1
Friday, April 10, 2026	\$61,474,288	43	Friday, April 11, 2025	\$23,835,290	37
Thursday, April 09, 2026	\$22,299,288	28	Thursday, April 10, 2025	\$31,361,779	37
Wednesday, April 08, 2026	\$18,856,397	30	Wednesday, April 09, 2025	\$10,614,290	17
Tuesday, April 07, 2026	\$27,501,000	29	Tuesday, April 08, 2025	\$8,518,500	20
Total	\$130,555,973	131	Monday, April 07, 2025	\$14,217,036	26
			Total	\$88,951,895	138

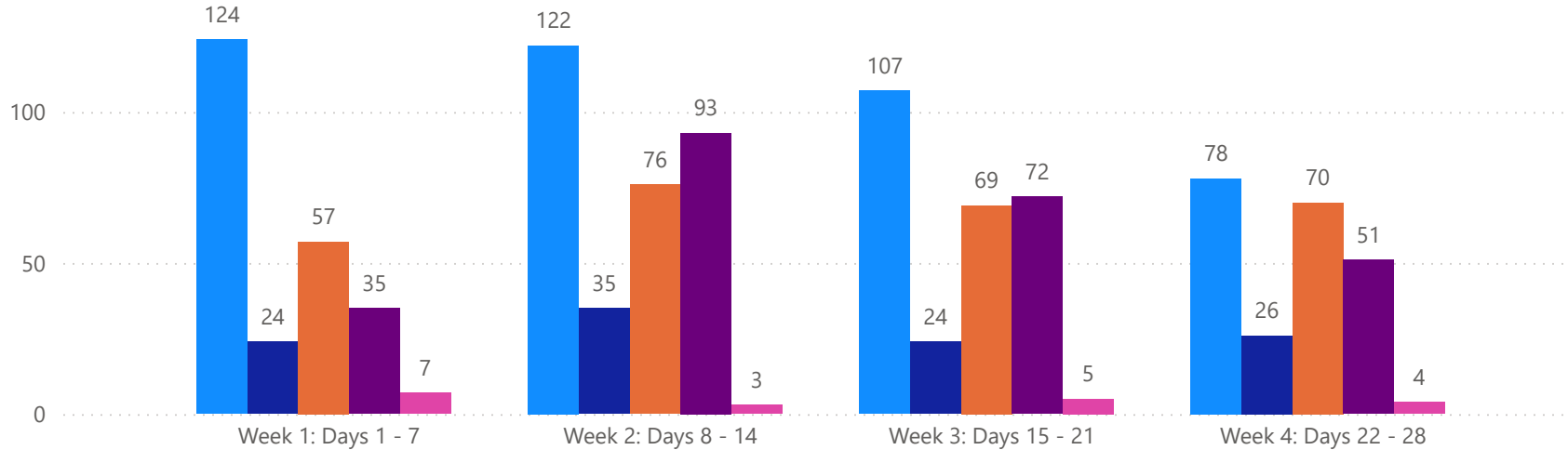


4 WEEK REAL ESTATE MARKET REPORT

SARASOTA COUNTY - CONDO

4/13/2026

MLS Status ● Active ● Canceled ● Pending ● Sold ● Temporarily Off-Market



All data is current as of today, though some MLS statuses may have changed from prior days.

TOTALS

MLS Status	4 Week Total
Active	431
Canceled	109
Pending	272
Sold	251
Temporarily Off-Market	19

DAILY MARKET CHANGE

Category	Sum of Sarasota
Back on the Market	1
New Listings	15
Price Decrease	29
Price Increase	0

*Back on Market can be from these sources - Pending, Temp Off Market, Cancelled and Expired Listing)

7 DAY SOLD COMPARISON

Closed Prior Year	Volume	Count
Friday, April 10, 2026	\$15,157,500	13
Thursday, April 09, 2026	\$2,839,500	8
Wednesday, April 08, 2026	\$4,827,500	11
Tuesday, April 07, 2026	\$1,798,000	3
Total	\$24,622,500	35

Closed Prior Year	Volume	Count
Friday, April 11, 2025	\$3,554,500	9
Thursday, April 10, 2025	\$3,512,650	7
Wednesday, April 09, 2025	\$1,927,500	4
Tuesday, April 08, 2025	\$6,899,000	9
Monday, April 07, 2025	\$9,340,148	11
Sunday, April 06, 2025	\$550,000	1
Total	\$25,783,798	41

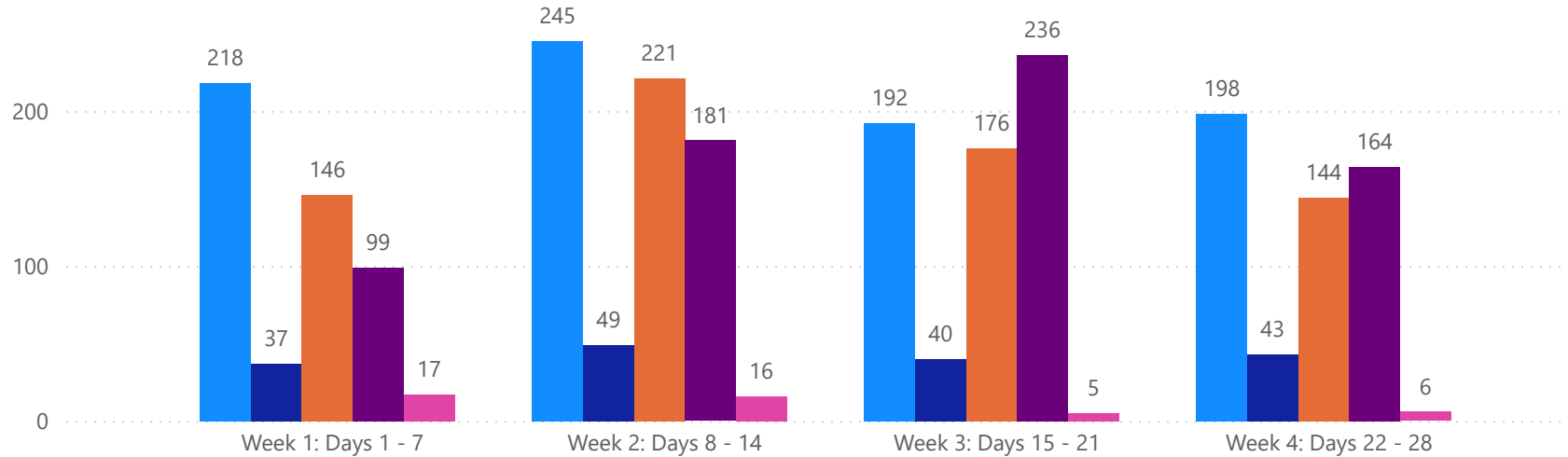


4 WEEK REAL ESTATE MARKET REPORT

MANATEE COUNTY - SINGLE FAMILY HOME

4/13/2026

MLS Status ● Active ● Canceled ● Pending ● Sold ● Temporarily Off-Market



All data is current as of today, though some MLS statuses may have changed from prior days.

TOTALS

MLS Status	4 Week Total
Active	853
Canceled	169
Pending	687
Sold	680
Temporarily Off-Market	44

DAILY MARKET CHANGE

Category	Sum of Manatee
Back on the Market	4
New Listings	39
Price Decrease	59
Price Increase	27

*Back on Market can be from these sources - Pending, Temp Off Market, Cancelled and Expired Listing)

7 DAY SOLD COMPARISON

Closed Prior Year	Volume	Count
Monday, April 13, 2026	\$661,090	1
Friday, April 10, 2026	\$33,411,589	35
Thursday, April 09, 2026	\$16,373,093	19
Wednesday, April 08, 2026	\$13,768,900	18
Tuesday, April 07, 2026	\$18,080,147	26
Total	\$82,294,819	99

Closed Prior Year	Volume	Count
Friday, April 11, 2025	\$9,948,237	23
Thursday, April 10, 2025	\$8,312,215	13
Wednesday, April 09, 2025	\$24,141,497	26
Tuesday, April 08, 2025	\$9,944,293	17
Monday, April 07, 2025	\$14,552,254	23
Sunday, April 06, 2025	\$749,000	1
Total	\$67,647,496	103

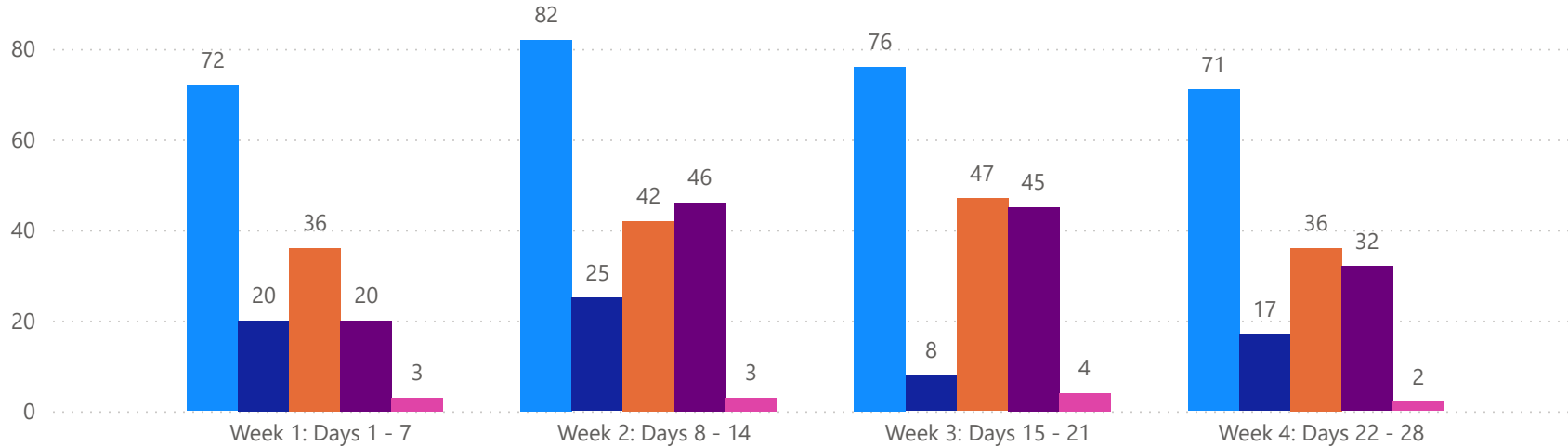


4 WEEK REAL ESTATE MARKET REPORT

MANATEE COUNTY - CONDO

4/13/2026

MLS Status ● Active ● Canceled ● Pending ● Sold ● Temporarily Off-Market



TOTALS

MLS Status	4 Week Total
Active	301
Canceled	70
Pending	161
Sold	143
Temporarily Off-Market	12

DAILY MARKET CHANGE

Category	Sum of Manatee
Back on the Market	1
New Listings	8
Price Decrease	13
Price Increase	0

*Back on Market can be from these sources - Pending, Temp Off Market, Cancelled and Expired Listing)

7 DAY SOLD COMPARISON

Closed Prior Year	Volume	Count
Friday, April 10, 2026	\$2,650,500	9
Thursday, April 09, 2026	\$908,000	3
Wednesday, April 08, 2026	\$457,000	3
Tuesday, April 07, 2026	\$1,739,000	5
Total	\$5,754,500	20

Closed Prior Year	Volume	Count
Friday, April 11, 2025	\$2,239,898	7
Thursday, April 10, 2025	\$1,783,000	6
Wednesday, April 09, 2025	\$1,508,000	4
Tuesday, April 08, 2025	\$700,000	3
Monday, April 07, 2025	\$1,517,500	5
Total	\$7,748,398	25

