



## 4 WEEK REAL ESTATE MARKET REPORT

Tuesday, April 21, 2026

*As of: Wednesday, April 22, 2026*

- 1 Report Breakdown
- 2 Cumulative Tampa Bay Report - Single Family Home
- 3 Cumulative Tampa Bay Report - Condominium
- 4 Pinellas County - Single Family Home
- 5 Pinellas County - Condominium
- 6 Pasco County - Single Family Home
- 7 Pasco County - Condominium
- 8 Hillsborough County - Single Family Home
- 9 Hillsborough County - Condominium
- 10 Sarasota County - Single Family Home
- 11 Sarasota County - Condominium
- 12 Manatee County - Single Family Home
- 13 Manatee County - Condominium

# 4 WEEK REAL ESTATE MARKET REPORT

## REPORT BREAKDOWN

Tuesday, April 21, 2026

as of: 4/22/2026

Day 1	Tuesday, April 21, 2026
Day 2	Monday, April 20, 2026
Day 3	Sunday, April 19, 2026
Day 4	Saturday, April 18, 2026
Day 5	Friday, April 17, 2026
Day 6	Wednesday, April 22, 2026
Day 7	Tuesday, April 21, 2026
Day 8	Monday, April 20, 2026
Day 9	Sunday, April 19, 2026
Day 10	Saturday, April 18, 2026
Day 11	Friday, April 17, 2026
Day 12	Thursday, April 16, 2026
Day 13	Wednesday, April 15, 2026
Day 14	Tuesday, April 14, 2026
Day 15	Monday, April 13, 2026
Day 16	Sunday, April 12, 2026
Day 17	Saturday, April 11, 2026
Day 18	Friday, April 10, 2026
Day 19	Thursday, April 9, 2026
Day 20	Wednesday, April 8, 2026
Day 21	Tuesday, April 7, 2026
Day 22	Monday, April 6, 2026
Day 23	Sunday, April 5, 2026
Day 24	Saturday, April 4, 2026
Day 25	Friday, April 3, 2026
Day 26	Thursday, April 2, 2026
Day 27	Wednesday, April 1, 2026
Day 28	Tuesday, March 31, 2026

### REPORT BREAKDOWN

#### GRAPH:

Active - Newly listed during the date range

Pending - Status changed to 'pending' during the date range

Sold - Closed during the date range

Canceled - Canceled during the date range

Temp off Market - Status changed to 'temp' off market' during the date range

The date ranges are not cumulative.

Day 1: Tuesday, April 21, 2026

Day 28: Tuesday, March 31, 2026

#### TOTALS:

4 Weeks: The summation of each date range (Day 1 - Day 28)

#### Market Changes

Day 1's New Listings, Price Increase, Price Decreases and Back on Market

Manatee County - Single Family Home

#### 7 Day Sold Comparison

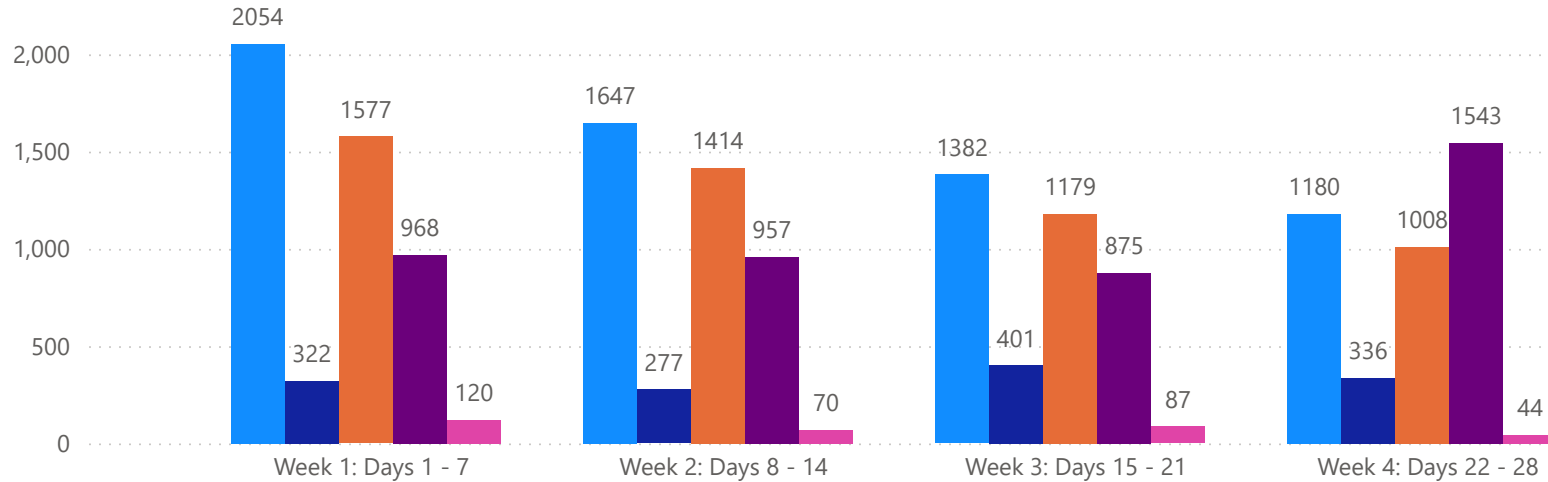
Compares the sold amount and volume in the last 7 days against the same timeframe in the prior year and days 8 - days 14.

# 4 WEEK REAL ESTATE MARKET REPORT

## TAMPA BAY - SINGLE FAMILY HOME

### 4/21/2026

MLS Status ● Active ● Canceled ● Pending ● Sold ● Temporarily Off-Market



All data is current as of today, though some MLS statuses may have changed from prior days.

### TOTALS

MLS Status	4 Week Total
Active	6263
Canceled	1336
Pending	5178
Sold	4343
Temporarily Off-Market	321

### DAILY MARKET CHANGE

Category	Sum of Total
Back on the Market	22
New Listings	57
Price Decrease	108
Price Increase	8

\*Back on Market can be from these sources - Pending, Temp Off Market, Cancelled and Expired Listing)

### 7 DAY SOLD COMPARISON

Closed Prior Year	Volume	Count
Tuesday, April 21, 2026	\$50,588,273	85
Monday, April 20, 2026	\$104,770,828	165
Saturday, April 18, 2026	\$8,337,054	8
Friday, April 17, 2026	\$202,347,692	313
Thursday, April 16, 2026	\$100,601,322	172
Wednesday, April 15, 2026	\$144,402,348	225
<b>Total</b>	<b>\$611,047,517</b>	<b>968</b>

Closed Prior Year	Volume	Count
Sunday, April 20, 2025	\$2,365,000	3
Saturday, April 19, 2025	\$4,822,924	9
Friday, April 18, 2025	\$127,372,249	243
Thursday, April 17, 2025	\$123,992,039	216
Wednesday, April 16, 2025	\$92,618,967	155
Tuesday, April 15, 2025	\$121,348,832	216
Monday, April 14, 2025	\$125,240,542	216
<b>Total</b>	<b>\$597,760,553</b>	<b>1058</b>

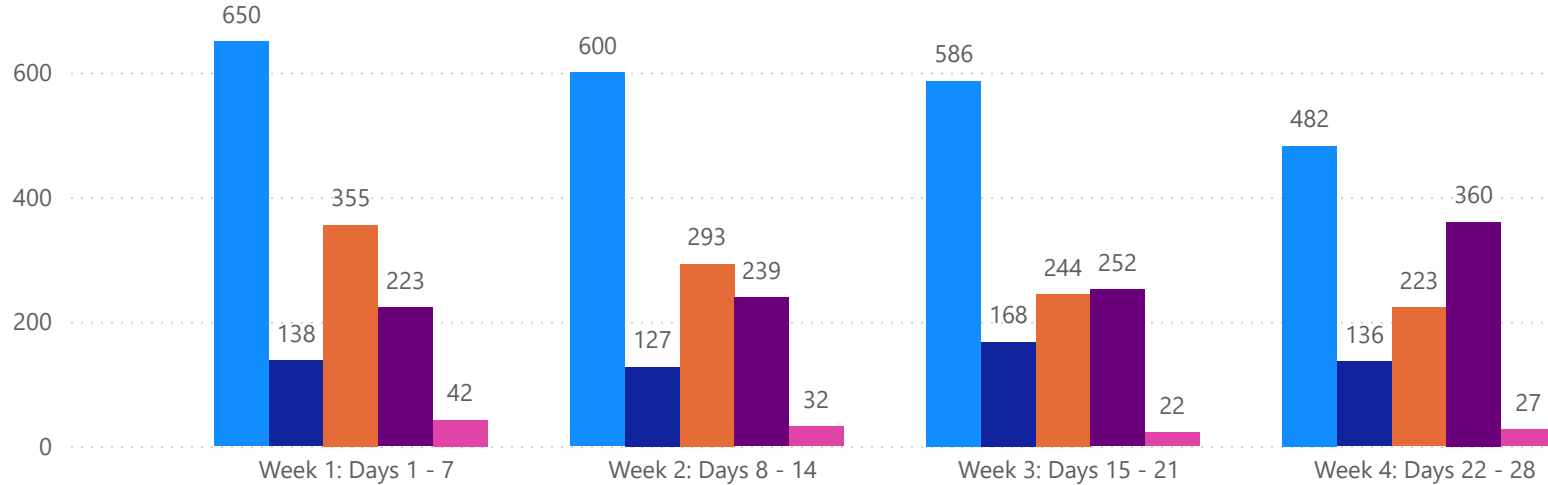


# 4 WEEK REAL ESTATE MARKET REPORT

## TAMPA BAY - CONDO

### 4/21/2026

MLS Status ● Active ● Canceled ● Pending ● Sold ● Temporarily Off-Market



All data is current as of today, though some MLS statuses may have changed from prior days.

### TOTALS

MLS Status	4 Week Total
Active	2318
Canceled	569
Pending	1115
Sold	1074
Temporarily Off-Market	123

### DAILY MARKET CHANGE

Category	Sum of Total
Back on the Market	3
New Listings	28
Price Decrease	40
Price Increase	1

\*Back on Market can be from these sources - Pending, Temp Off Market, Cancelled and Expired Listing)

### 7 DAY SOLD COMPARISON

Closed Prior Year	Volume	Count
Tuesday, April 21, 2026	\$8,007,500	28
Monday, April 20, 2026	\$14,033,000	33
Saturday, April 18, 2026	\$635,000	1
Friday, April 17, 2026	\$32,260,128	68
Thursday, April 16, 2026	\$17,707,560	37
Wednesday, April 15, 2026	\$24,505,400	56
<b>Total</b>	<b>\$97,148,588</b>	<b>223</b>

Closed Prior Year	Volume	Count
Sunday, April 20, 2025	\$1,190,000	4
Saturday, April 19, 2025	\$304,000	2
Friday, April 18, 2025	\$10,951,597	33
Thursday, April 17, 2025	\$14,636,900	37
Wednesday, April 16, 2025	\$20,296,400	38
Tuesday, April 15, 2025	\$14,716,872	35
Monday, April 14, 2025	\$20,278,500	37
<b>Total</b>	<b>\$82,374,269</b>	<b>186</b>

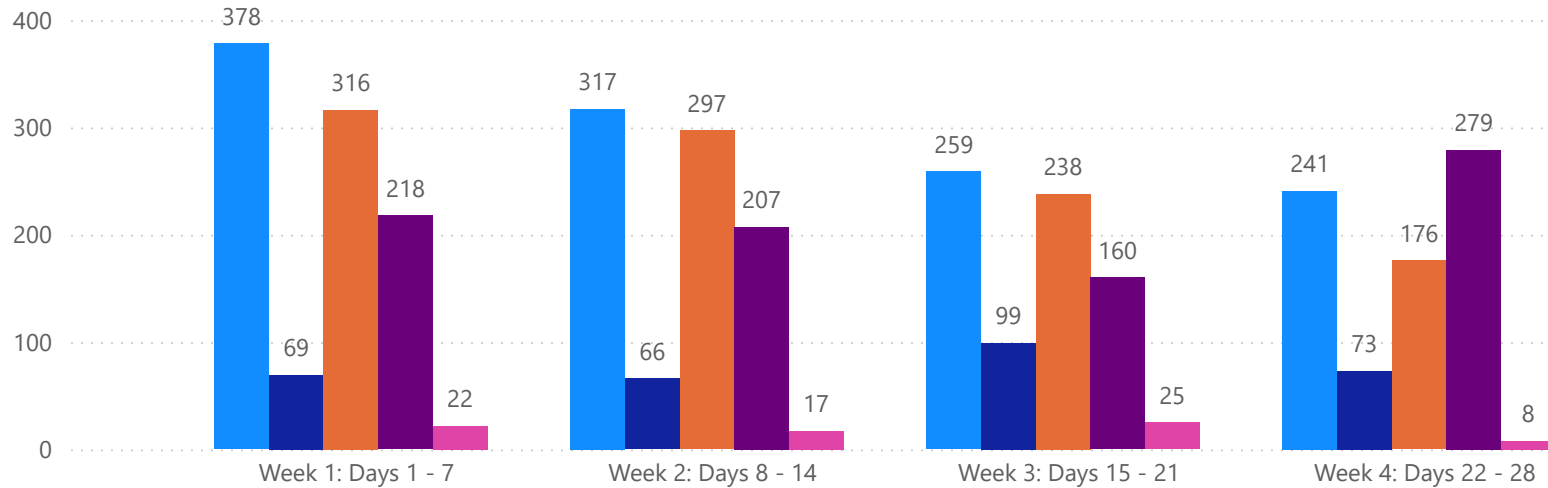


# 4 WEEK REAL ESTATE MARKET REPORT

## PINELLAS COUNTY - SINGLE FAMILY HOME

### 4/21/2026

MLS Status ● Active ● Canceled ● Pending ● Sold ● Temporarily Off-Market



All data is current as of today, though some MLS statuses may have changed from prior days.

### TOTALS

MLS Status	4 Week Total
Active	1195
Canceled	307
Pending	1027
Sold	864
Temporarily Off-Market	72

### DAILY MARKET CHANGE

Category	Sum of Pinellas
Back on the Market	10
New Listings	36
Price Decrease	65
Price Increase	2

\*Back on Market can be from these sources - Pending, Temp Off Market, Cancelled and Expired Listing)

### 7 DAY SOLD COMPARISON

Closed Prior Year	Volume	Count	Closed Prior Year	Volume	Count
Tuesday, April 21, 2026	\$16,689,500	30	Saturday, April 19, 2025	\$425,000	1
Monday, April 20, 2026	\$18,908,199	29	Friday, April 18, 2025	\$28,552,500	49
Saturday, April 18, 2026	\$560,000	1	Thursday, April 17, 2025	\$35,192,736	51
Friday, April 17, 2026	\$53,990,678	71	Wednesday, April 16, 2025	\$16,176,499	30
Thursday, April 16, 2026	\$26,625,440	40	Tuesday, April 15, 2025	\$34,383,599	58
Wednesday, April 15, 2026	\$33,602,134	47	Monday, April 14, 2025	\$31,634,000	46
<b>Total</b>	<b>\$150,375,951</b>	<b>218</b>	<b>Total</b>	<b>\$146,364,334</b>	<b>235</b>

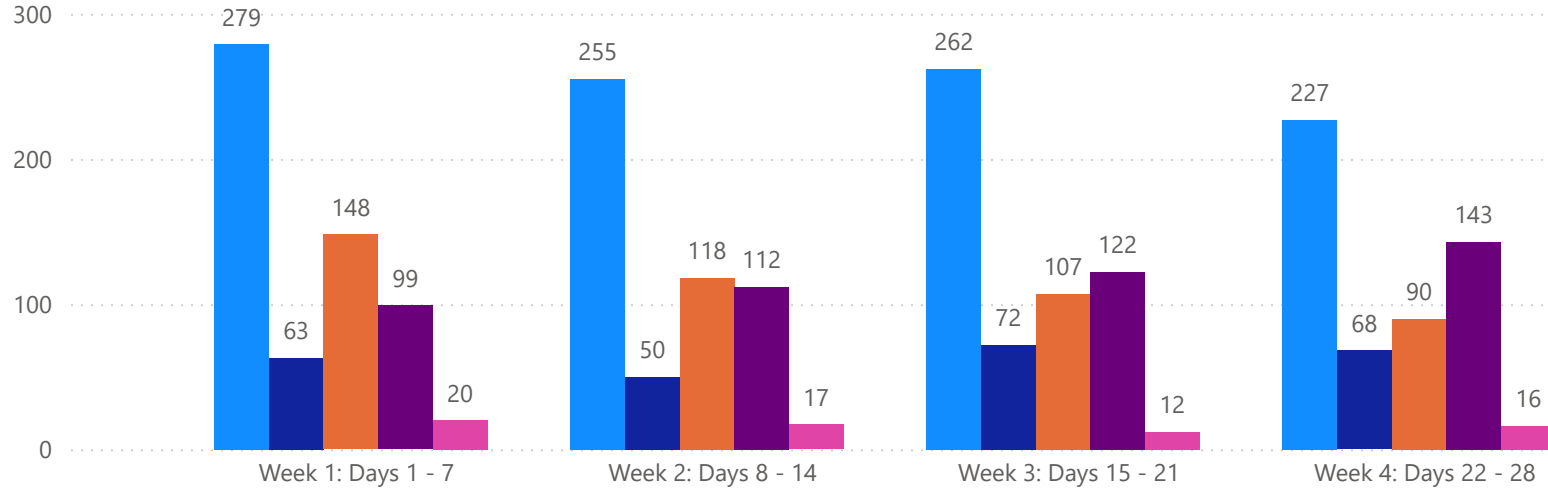


# 4 WEEK REAL ESTATE MARKET REPORT

## PINELLAS COUNTY - CONDO

### 4/21/2026

MLS Status ● Active ● Canceled ● Pending ● Sold ● Temporarily Off-Market



All data is current as of today, though some MLS statuses may have changed from prior days.

### TOTALS

MLS Status	4 Week Total
Active	1023
Canceled	253
Pending	463
Sold	476
Temporarily Off-Market	65

### DAILY MARKET CHANGE

Category	Sum of Pinellas
Back on the Market	3
New Listings	27
Price Decrease	38
Price Increase	1

\*Back on Market can be from these sources - Pending, Temp Off Market, Cancelled and Expired Listing)

### 7 DAY SOLD COMPARISON

Closed Prior Year	Volume	Count	Closed Prior Year	Volume	Count
Tuesday, April 21, 2026	\$3,158,500	12	Sunday, April 20, 2025	\$325,000	2
Monday, April 20, 2026	\$4,597,000	14	Saturday, April 19, 2025	\$131,000	1
Saturday, April 18, 2026	\$635,000	1	Friday, April 18, 2025	\$4,111,200	12
Friday, April 17, 2026	\$13,643,370	29	Thursday, April 17, 2025	\$4,457,900	16
Thursday, April 16, 2026	\$5,821,160	17	Wednesday, April 16, 2025	\$10,092,000	19
Wednesday, April 15, 2026	\$7,661,500	26	Tuesday, April 15, 2025	\$3,699,520	15
<b>Total</b>	<b>\$35,516,530</b>	<b>99</b>	Monday, April 14, 2025	\$7,265,000	22
			<b>Total</b>	<b>\$30,081,620</b>	<b>87</b>

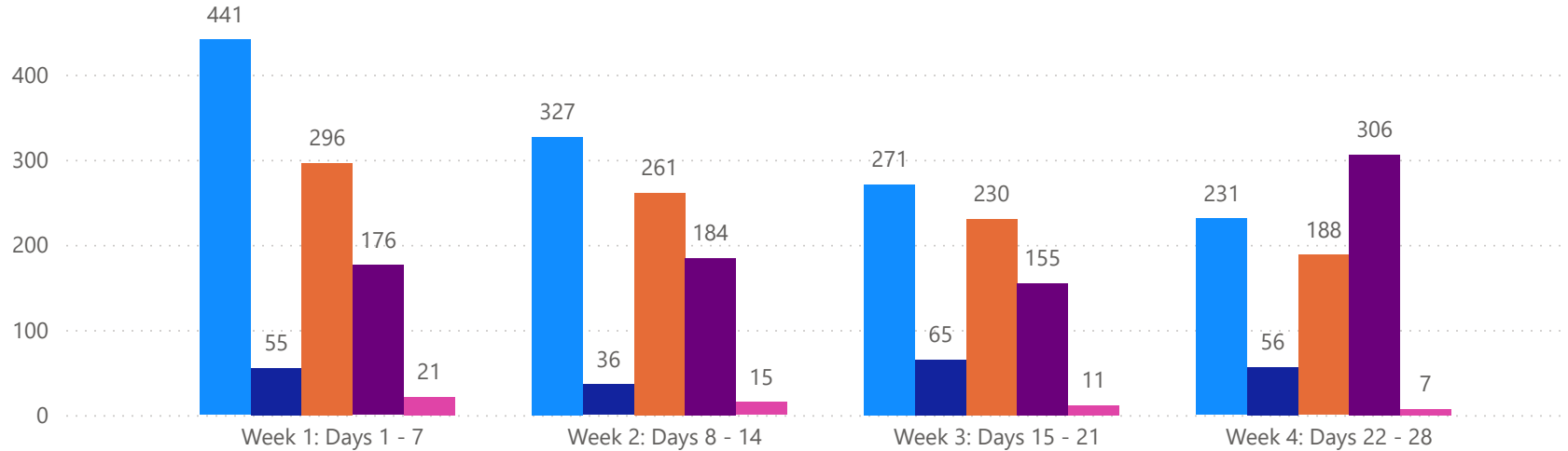


# 4 WEEK REAL ESTATE MARKET REPORT

## PASCO COUNTY - SINGLE FAMILY HOME

### 4/21/2026

MLS Status ● Active ● Canceled ● Pending ● Sold ● Temporarily Off-Market



All data is current as of today, though some MLS statuses may have changed from prior days.

### TOTALS

MLS Status	4 Week Total
Active	1270
Canceled	212
Pending	975
Sold	821
Temporarily Off-Market	54

### DAILY MARKET CHANGE

Category	Sum of Pasco
Back on the Market	11
New Listings	38
Price Decrease	69
Price Increase	19

\*Back on Market can be from these sources - Pending, Temp Off Market, Cancelled and Expired Listing)

### 7 DAY SOLD COMPARISON

Closed Prior Year	Volume	Count	Closed Prior Year	Volume	Count
Tuesday, April 21, 2026	\$3,999,373	7	Saturday, April 19, 2025	\$326,745	1
Monday, April 20, 2026	\$14,740,156	34	Friday, April 18, 2025	\$21,795,681	54
Saturday, April 18, 2026	\$1,938,415	2	Thursday, April 17, 2025	\$13,934,705	37
Friday, April 17, 2026	\$23,156,545	56	Wednesday, April 16, 2025	\$12,234,320	28
Thursday, April 16, 2026	\$15,763,659	41	Tuesday, April 15, 2025	\$12,761,026	28
Wednesday, April 15, 2026	\$16,412,202	36	Monday, April 14, 2025	\$18,219,807	44
<b>Total</b>	<b>\$76,010,350</b>	<b>176</b>	<b>Total</b>	<b>\$79,272,284</b>	<b>192</b>

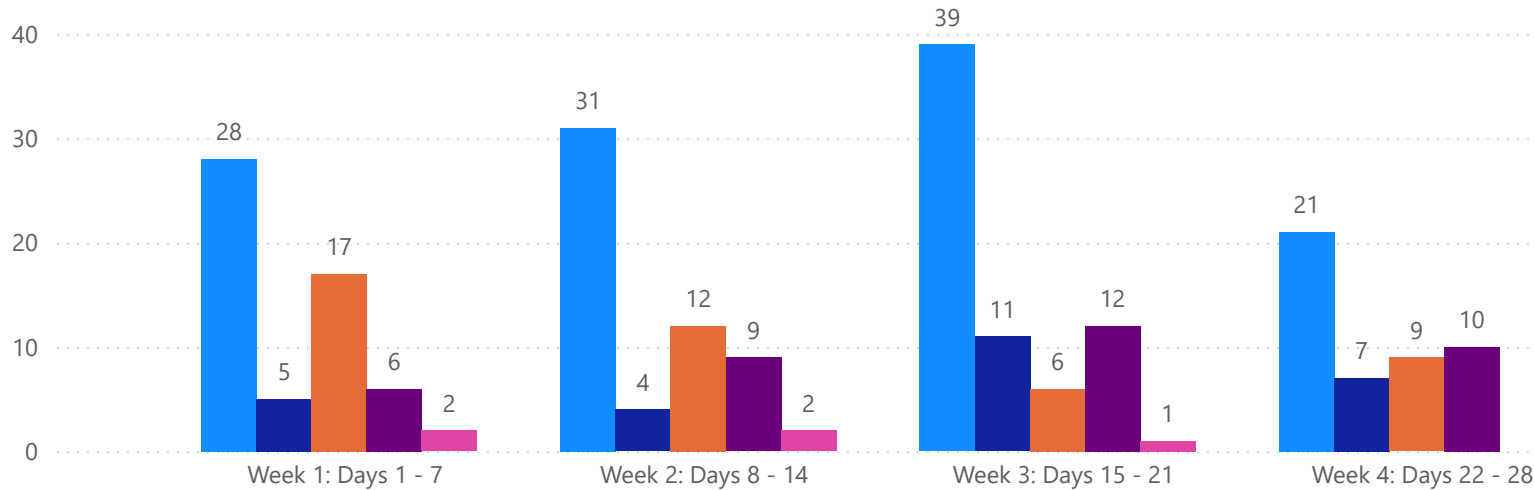


# 4 WEEK REAL ESTATE MARKET REPORT

## PASCO COUNTY - CONDO

### 4/21/2026

MLS Status ● Active ● Canceled ● Pending ● Sold ● Temporarily Off-Market



All data is current as of today, though some MLS statuses may have changed from prior days.

### TOTALS

MLS Status	4 Week Total
Active	119
Canceled	27
Pending	44
Sold	37
Temporarily Off-Market	5

### DAILY MARKET CHANGE

Category	Sum of Pasco
Back on the Market	1
New Listings	2
Price Decrease	3
Price Increase	0

\*Back on Market can be from these sources - Pending, Temp Off Market, Cancelled and Expired Listing)

### 7 DAY SOLD COMPARISON

Closed Prior Year	Volume	Count
Tuesday, April 21, 2026	\$220,000	2
Monday, April 20, 2026	\$85,000	1
Friday, April 17, 2026	\$342,900	1
Thursday, April 16, 2026	\$125,000	1
Wednesday, April 15, 2026	\$112,000	1
<b>Total</b>	<b>\$884,900</b>	<b>6</b>

Closed Prior Year	Volume	Count
Friday, April 18, 2025	\$528,900	3
Thursday, April 17, 2025	\$383,000	3
Wednesday, April 16, 2025	\$160,000	1
Tuesday, April 15, 2025	\$42,000	1
<b>Total</b>	<b>\$1,113,900</b>	<b>8</b>

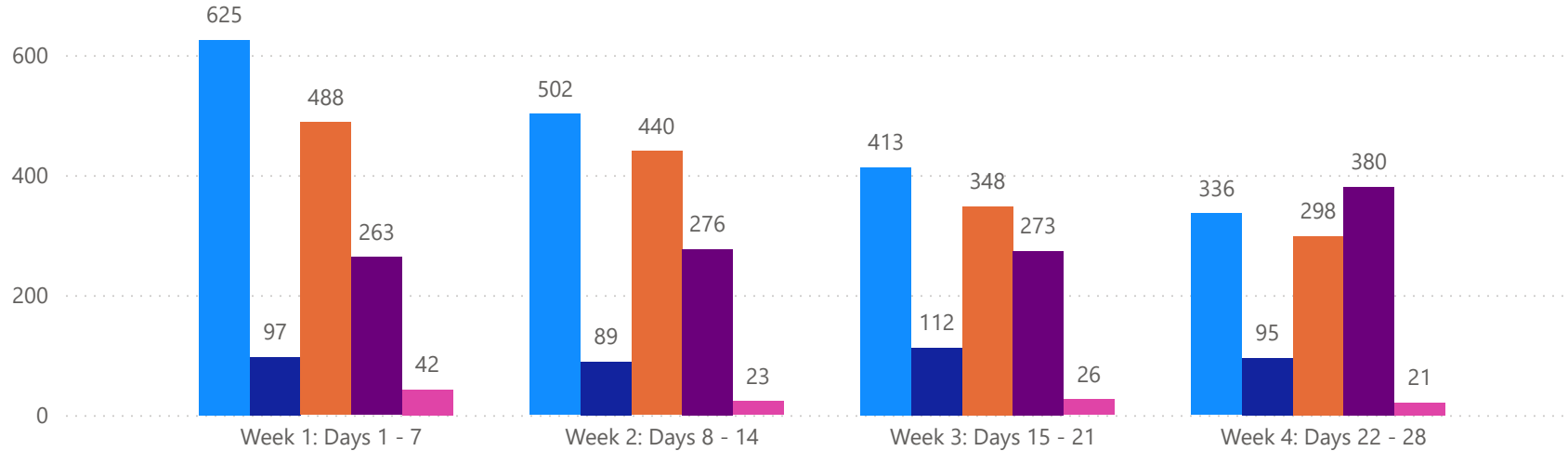


# 4 WEEK REAL ESTATE MARKET REPORT

## HILLSBOROUGH COUNTY - SINGLE FAMILY HOME

### 4/21/2026

MlsStatus ● Active ● Canceled ● Pending ● Sold ● Temporarily Off-Market



All data is current as of today, though some MLS statuses may have changed from prior days.

### TOTALS

MLS Status	4 Week Total
Active	1876
Canceled	393
Pending	1574
Sold	1192
Temporarily Off-Market	112

### DAILY MARKET CHANGE

Category	Sum of Hillsborough	*Back on Market can be from these sources - Pending, Temp Off Market, Cancelled and Expired Listing)
Back on the Market	28	
New Listings	56	
Price Decrease	96	
Price Increase	9	

### 7 DAY SOLD COMPARISON

Closed Prior Year	Volume	Count	Closed Prior Year	Volume	Count
Tuesday, April 21, 2026	\$9,770,900	18	Sunday, April 20, 2025	\$465,000	1
Monday, April 20, 2026	\$22,468,185	49	Saturday, April 19, 2025	\$2,715,000	3
Saturday, April 18, 2026	\$2,774,364	3	Friday, April 18, 2025	\$32,842,785	67
Friday, April 17, 2026	\$43,403,350	87	Thursday, April 17, 2025	\$31,915,321	62
Thursday, April 16, 2026	\$24,142,726	41	Wednesday, April 16, 2025	\$24,620,680	41
Wednesday, April 15, 2026	\$32,983,459	65	Tuesday, April 15, 2025	\$25,730,938	49
<b>Total</b>	<b>\$135,542,984</b>	<b>263</b>	Monday, April 14, 2025	\$30,514,450	55
			<b>Total</b>	<b>\$148,804,174</b>	<b>278</b>

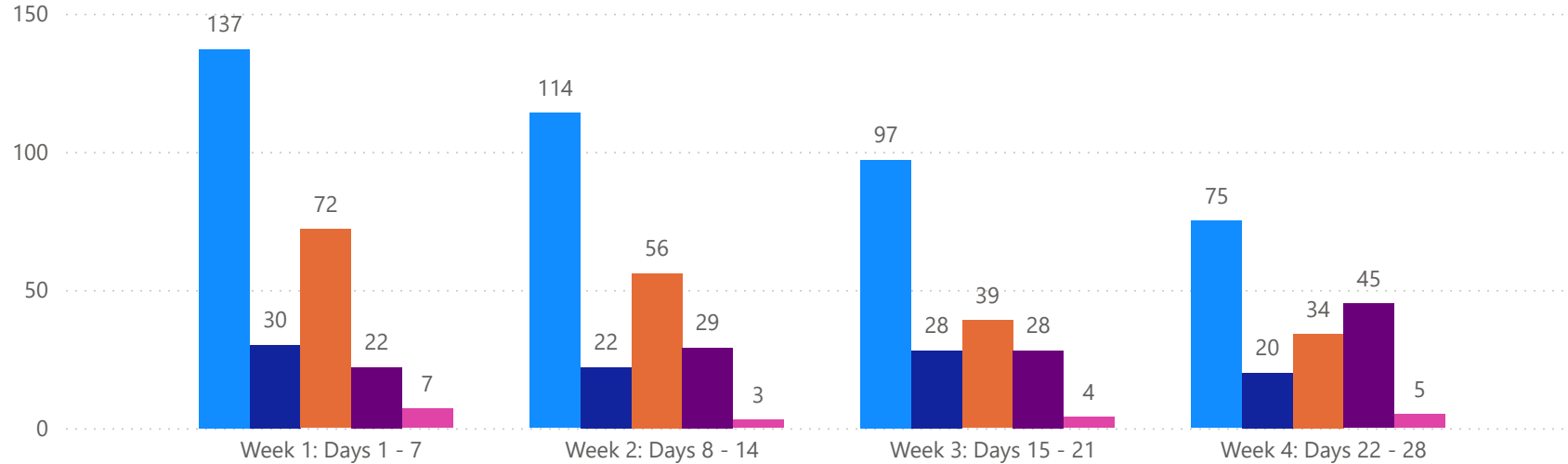


# 4 WEEK REAL ESTATE MARKET REPORT

## HILLSBOROUGH COUNTY - CONDO

### 4/21/2026

MLS Status ● Active ● Canceled ● Pending ● Sold ● Temporarily Off-Market



All data is current as of today, though some MLS statuses may have changed from prior days.

### TOTALS

MLS Status	4 Week Total
Active	423
Canceled	100
Pending	201
Sold	124
Temporarily Off-Market	19

### DAILY MARKET CHANGE

Category	Sum of Hillsborough	*Back on Market can be from these sources - Pending, Temp Off Market, Cancelled and Expired Listing)
Back on the Market	4	
New Listings	14	
Price Decrease	10	
Price Increase	0	

### 7 DAY SOLD COMPARISON

Closed Prior Year	Volume	Count
Tuesday, April 21, 2026	\$182,000	1
Monday, April 20, 2026	\$641,000	3
Friday, April 17, 2026	\$1,538,499	7
Thursday, April 16, 2026	\$2,074,400	6
Wednesday, April 15, 2026	\$3,851,900	5
<b>Total</b>	<b>\$8,287,799</b>	<b>22</b>

Closed Prior Year	Volume	Count
Sunday, April 20, 2025	\$510,000	1
Saturday, April 19, 2025	\$173,000	1
Friday, April 18, 2025	\$1,431,000	5
Thursday, April 17, 2025	\$1,490,000	3
Wednesday, April 16, 2025	\$997,400	5
Tuesday, April 15, 2025	\$1,559,000	6
Monday, April 14, 2025	\$375,000	2
<b>Total</b>	<b>\$6,535,400</b>	<b>23</b>

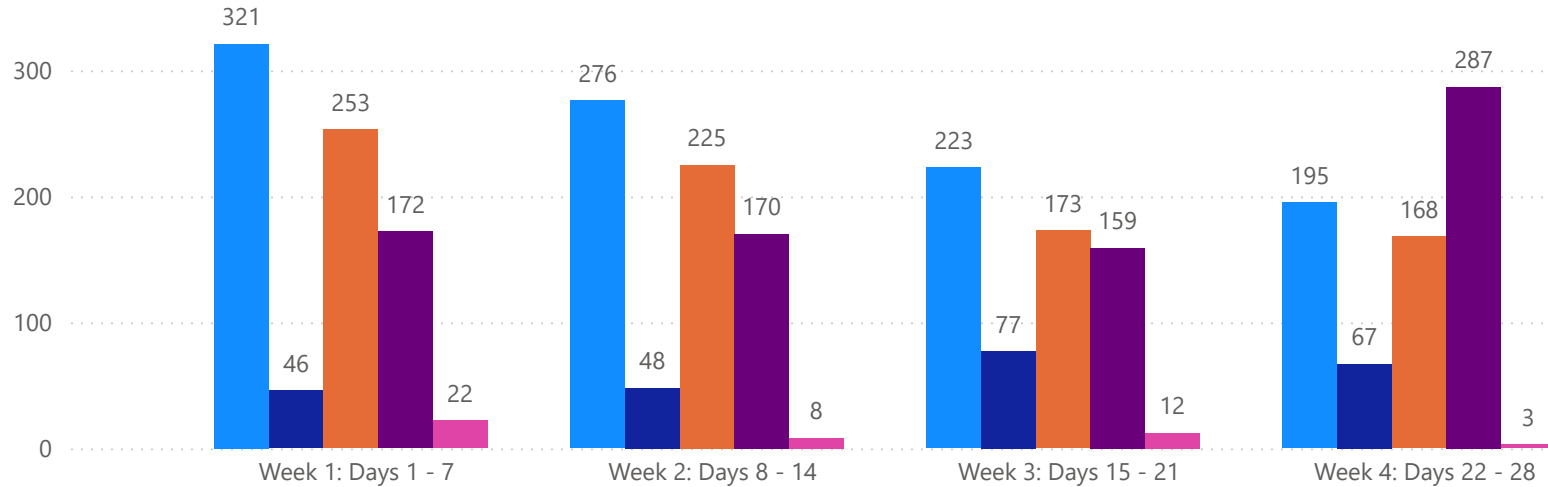


# 4 WEEK REAL ESTATE MARKET REPORT

## SARASOTA COUNTY - SINGLE FAMILY HOME

### 4/21/2026

MLS Status ● Active ● Canceled ● Pending ● Sold ● Temporarily Off-Market



All data is current as of today, though some MLS statuses may have changed from prior days.

### TOTALS

MLS Status	4 Week Total
Active	1015
Canceled	238
Pending	819
Sold	788
Temporarily Off-Market	45

### DAILY MARKET CHANGE

Category	Sum of Sarasota
Back on the Market	14
New Listings	36
Price Decrease	82
Price Increase	2

\*Back on Market can be from these sources - Pending, Temp Off Market, Cancelled and Expired Listing)

### 7 DAY SOLD COMPARISON

Closed Prior Year	Volume	Count	Closed Prior Year	Volume	Count
Tuesday, April 21, 2026	\$14,873,500	23	Sunday, April 20, 2025	\$300,000	1
Monday, April 20, 2026	\$34,318,800	30	Saturday, April 19, 2025	\$275,298	1
Saturday, April 18, 2026	\$3,064,275	2	Friday, April 18, 2025	\$30,153,374	49
Friday, April 17, 2026	\$47,740,954	56	Thursday, April 17, 2025	\$20,830,216	33
Thursday, April 16, 2026	\$13,991,230	23	Wednesday, April 16, 2025	\$20,784,604	35
Wednesday, April 15, 2026	\$31,757,589	38	Tuesday, April 15, 2025	\$32,655,235	56
<b>Total</b>	<b>\$145,746,348</b>	<b>172</b>	Monday, April 14, 2025	\$24,926,677	37
			<b>Total</b>	<b>\$129,925,404</b>	<b>212</b>

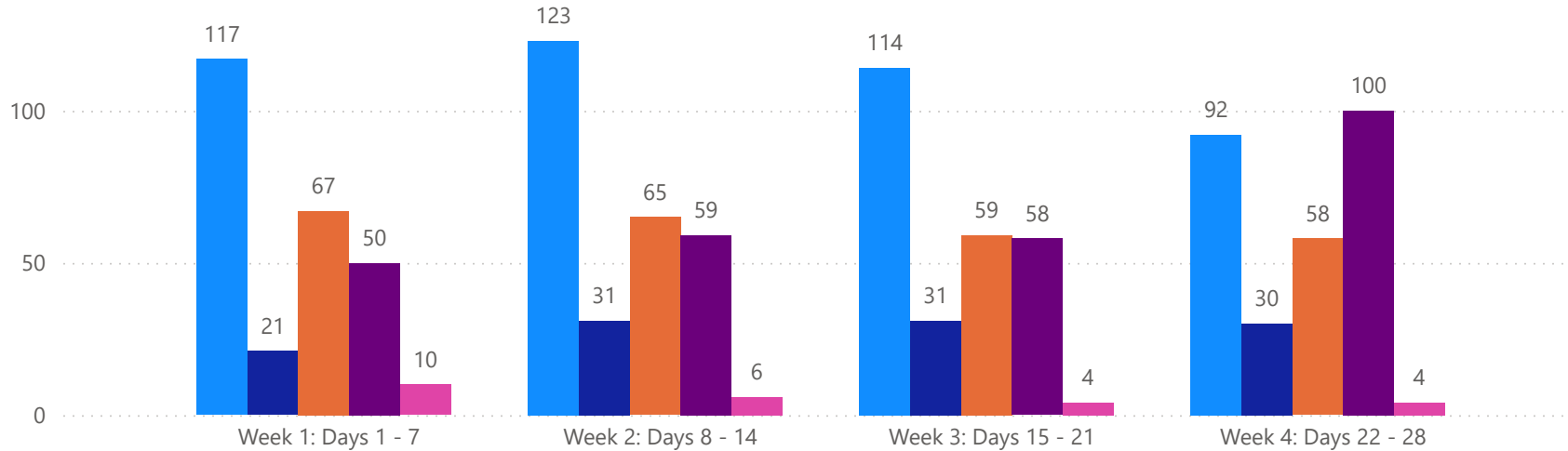


# 4 WEEK REAL ESTATE MARKET REPORT

## SARASOTA COUNTY - CONDO

### 4/21/2026

MLS Status ● Active ● Canceled ● Pending ● Sold ● Temporarily Off-Market



All data is current as of today, though some MLS statuses may have changed from prior days.

### TOTALS

MLS Status	4 Week Total
Active	446
Canceled	113
Pending	249
Sold	267
Temporarily Off-Market	24

### DAILY MARKET CHANGE

Category	Sum of Sarasota
Back on the Market	2
New Listings	14
Price Decrease	17
Price Increase	2

\*Back on Market can be from these sources - Pending, Temp Off Market, Cancelled and Expired Listing)

### 7 DAY SOLD COMPARISON

Closed Prior Year	Volume	Count	Closed Prior Year	Volume	Count
Tuesday, April 21, 2026	\$2,330,000	6	Sunday, April 20, 2025	\$355,000	1
Monday, April 20, 2026	\$5,744,000	6	Friday, April 18, 2025	\$3,910,500	9
Friday, April 17, 2026	\$10,873,400	14	Thursday, April 17, 2025	\$4,257,500	6
Thursday, April 16, 2026	\$8,629,000	10	Wednesday, April 16, 2025	\$7,390,000	9
Wednesday, April 15, 2026	\$10,320,500	14	Tuesday, April 15, 2025	\$8,230,352	11
<b>Total</b>	<b>\$37,896,900</b>	<b>50</b>	Monday, April 14, 2025	\$12,179,500	11
			<b>Total</b>	<b>\$36,322,852</b>	<b>47</b>

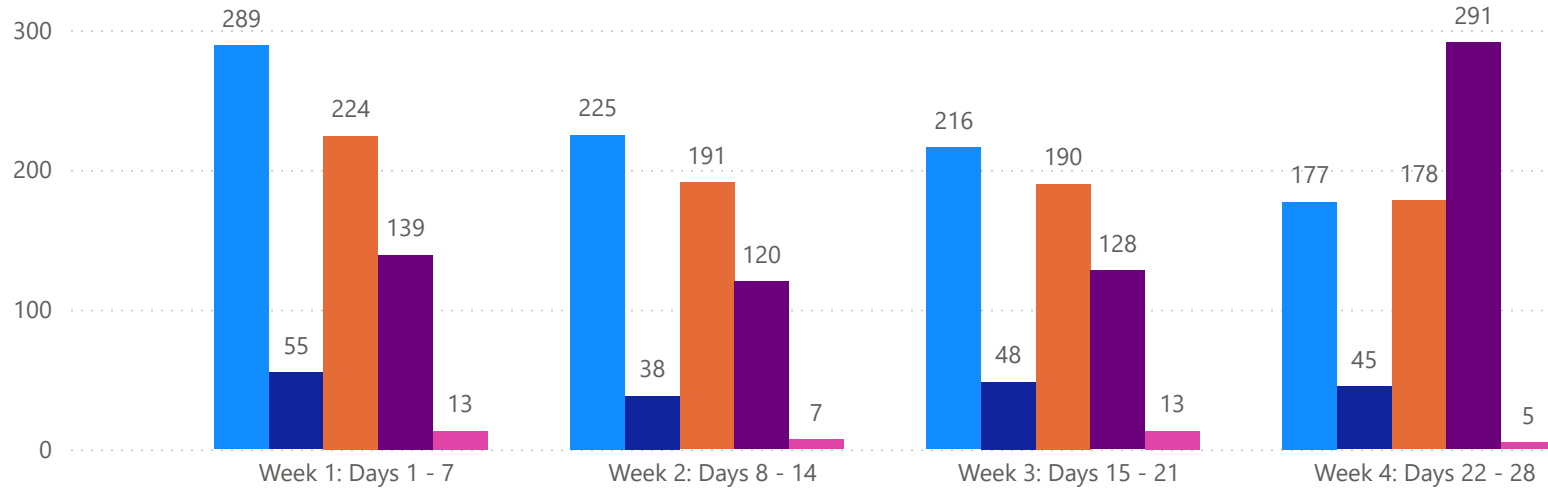


# 4 WEEK REAL ESTATE MARKET REPORT

## MANATEE COUNTY - SINGLE FAMILY HOME

### 4/21/2026

MlsStatus ● Active ● Canceled ● Pending ● Sold ● Temporarily Off-Market



All data is current as of today, though some MLS statuses may have changed from prior days.

### TOTALS

MLS Status	4 Week Total
Active	907
Canceled	186
Pending	783
Sold	678
Temporarily Off-Market	38

### DAILY MARKET CHANGE

Category	Sum of Manatee
Back on the Market	0
New Listings	18
Price Decrease	124
Price Increase	10

\*Back on Market can be from these sources - Pending, Temp Off Market, Cancelled and Expired Listing)

### 7 DAY SOLD COMPARISON

Closed Prior Year	Volume	Count	Closed Prior Year	Volume	Count
Tuesday, April 21, 2026	\$5,255,000	7	Sunday, April 20, 2025	\$1,600,000	1
Monday, April 20, 2026	\$14,335,488	23	Saturday, April 19, 2025	\$1,080,881	3
Friday, April 17, 2026	\$34,056,165	43	Friday, April 18, 2025	\$14,027,909	24
Thursday, April 16, 2026	\$20,078,267	27	Thursday, April 17, 2025	\$22,119,061	33
Wednesday, April 15, 2026	\$29,646,964	39	Wednesday, April 16, 2025	\$18,802,864	21
<b>Total</b>	<b>\$103,371,884</b>	<b>139</b>	Tuesday, April 15, 2025	\$15,818,034	25
			Monday, April 14, 2025	\$19,945,608	34
			<b>Total</b>	<b>\$93,394,357</b>	<b>141</b>

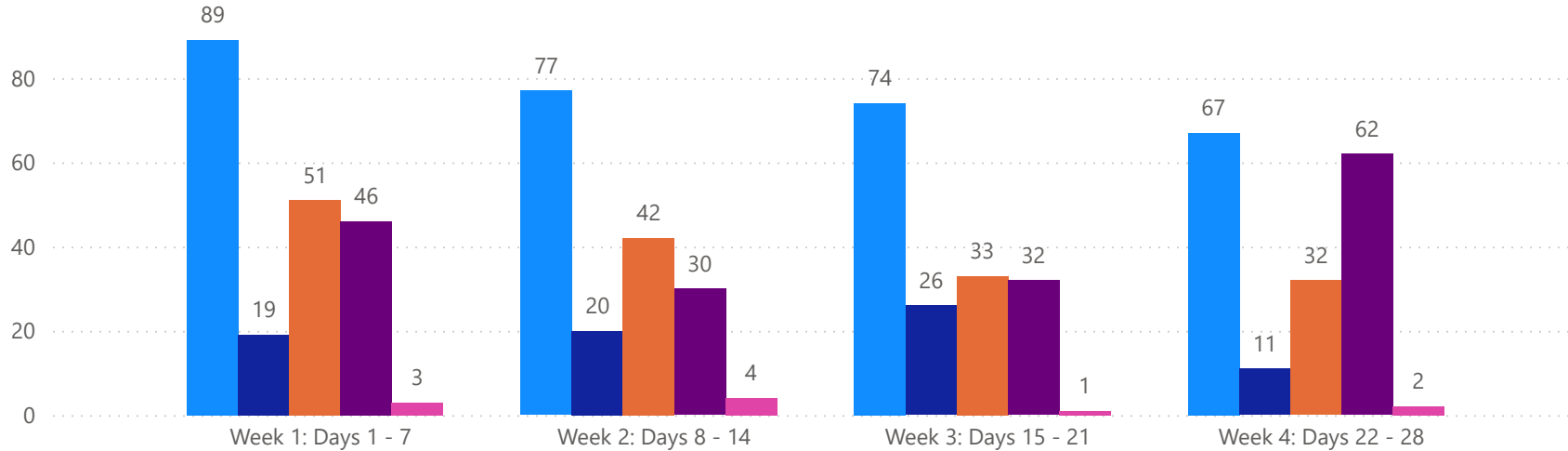


# 4 WEEK REAL ESTATE MARKET REPORT

## MANATEE COUNTY - CONDO

### 4/21/2026

MLS Status ● Active ● Canceled ● Pending ● Sold ● Temporarily Off-Market



### TOTALS

MLS Status	4 Week Total
Active	307
Canceled	76
Pending	158
Sold	170
Temporarily Off-Market	10

### DAILY MARKET CHANGE

Category	Sum of Manatee
Back on the Market	2
New Listings	6
Price Decrease	15
Price Increase	0

\*Back on Market can be from these sources - Pending, Temp Off Market, Cancelled and Expired Listing)

### 7 DAY SOLD COMPARISON

Closed Prior Year	Volume	Count	Closed Prior Year	Volume	Count
Tuesday, April 21, 2026	\$2,117,000	7	Friday, April 18, 2025	\$969,997	4
Monday, April 20, 2026	\$2,966,000	9	Thursday, April 17, 2025	\$4,048,500	9
Friday, April 17, 2026	\$5,861,959	17	Wednesday, April 16, 2025	\$1,657,000	4
Thursday, April 16, 2026	\$1,058,000	3	Tuesday, April 15, 2025	\$1,186,000	2
Wednesday, April 15, 2026	\$2,559,500	10	Monday, April 14, 2025	\$459,000	2
<b>Total</b>	<b>\$14,562,459</b>	<b>46</b>	<b>Total</b>	<b>\$8,320,497</b>	<b>21</b>

