

# SUNCOAST TAMPA ASSOCIATION OF REALTORS®

## 4 WEEK REAL ESTATE MARKET REPORT

Wednesday, April 22, 2026

*As of: Thursday, April 23, 2026*

- 1 Report Breakdown
- 2 Cumulative Tampa Bay Report - Single Family Home
- 3 Cumulative Tampa Bay Report - Condominium
- 4 Pinellas County - Single Family Home
- 5 Pinellas County - Condominium
- 6 Pasco County - Single Family Home
- 7 Pasco County - Condominium
- 8 Hillsborough County - Single Family Home
- 9 Hillsborough County - Condominium
- 10 Sarasota County - Single Family Home
- 11 Sarasota County - Condominium
- 12 Manatee County - Single Family Home
- 13 Manatee County - Condominium

# 4 WEEK REAL ESTATE MARKET REPORT

## REPORT BREAKDOWN

Wednesday, April 22, 2026

as of: 4/23/2026

Day 1	Wednesday, April 22, 2026
Day 2	Tuesday, April 21, 2026
Day 3	Monday, April 20, 2026
Day 4	Sunday, April 19, 2026
Day 5	Saturday, April 18, 2026
Day 6	Thursday, April 23, 2026
Day 7	Wednesday, April 22, 2026
Day 8	Tuesday, April 21, 2026
Day 9	Monday, April 20, 2026
Day 10	Sunday, April 19, 2026
Day 11	Saturday, April 18, 2026
Day 12	Friday, April 17, 2026
Day 13	Thursday, April 16, 2026
Day 14	Wednesday, April 15, 2026
Day 15	Tuesday, April 14, 2026
Day 16	Monday, April 13, 2026
Day 17	Sunday, April 12, 2026
Day 18	Saturday, April 11, 2026
Day 19	Friday, April 10, 2026
Day 20	Thursday, April 9, 2026
Day 21	Wednesday, April 8, 2026
Day 22	Tuesday, April 7, 2026
Day 23	Monday, April 6, 2026
Day 24	Sunday, April 5, 2026
Day 25	Saturday, April 4, 2026
Day 26	Friday, April 3, 2026
Day 27	Thursday, April 2, 2026
Day 28	Wednesday, April 1, 2026

### REPORT BREAKDOWN

#### GRAPH:

Active - Newly listed during the date range

Pending - Status changed to 'pending' during the date range

Sold - Closed during the date range

Canceled - Canceled during the date range

Temp off Market - Status changed to 'temp' off market' during the date range

The date ranges are not cumulative.

Day 1: Wednesday, April 22, 2026

Day 28: Wednesday, April 1, 2026

#### TOTALS:

4 Weeks: The summation of each date range (Day 1 - Day 28)

#### Market Changes

Day 1's New Listings, Price Increase, Price Decreases and Back on Market

Manatee County - Single Family Home

#### 7 Day Sold Comparison

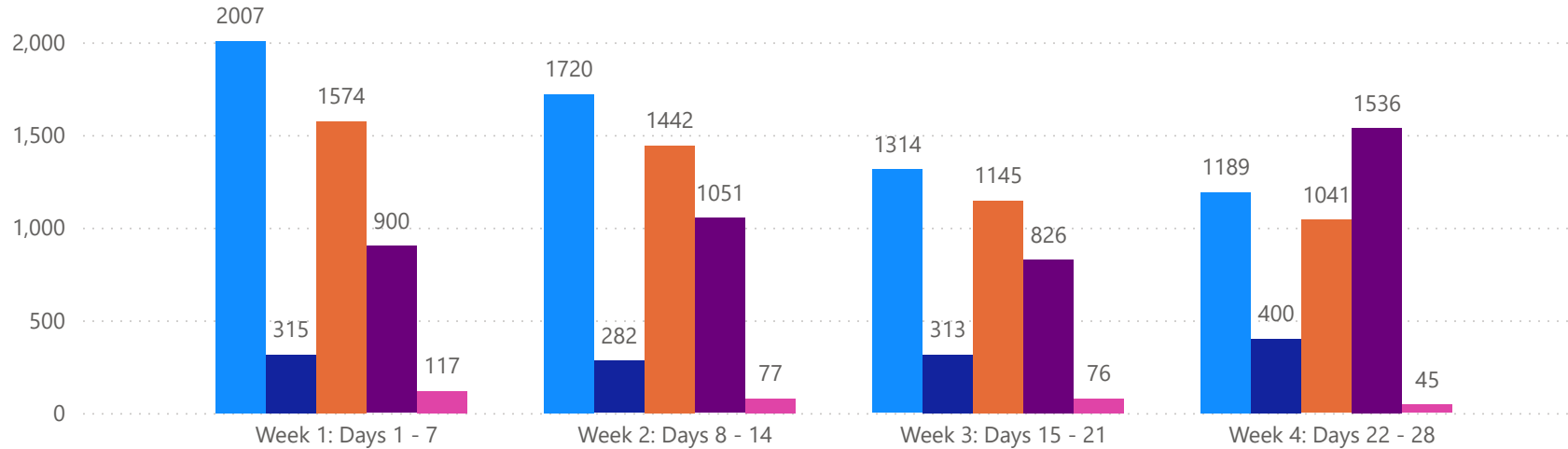
Compares the sold amount and volume in the last 7 days against the same timeframe in the prior year and days 8 - days 14.

# 4 WEEK REAL ESTATE MARKET REPORT

## TAMPA BAY - SINGLE FAMILY HOME

### 4/22/2026

MLS Status ● Active ● Canceled ● Pending ● Sold ● Temporarily Off-Market



All data is current as of today, though some MLS statuses may have changed from prior days.

### TOTALS

MLS Status	4 Week Total
Active	6230
Canceled	1310
Pending	5202
Sold	4313
Temporarily Off-Market	315

### DAILY MARKET CHANGE

Category	Sum of Total
Back on the Market	22
New Listings	57
Price Decrease	108
Price Increase	8

\*Back on Market can be from these sources - Pending, Temp Off Market, Cancelled and Expired Listing)

### 7 DAY SOLD COMPARISON

Closed Prior Year	Volume	Count
Wednesday, April 22, 2026	\$49,256,319	82
Tuesday, April 21, 2026	\$74,399,570	127
Monday, April 20, 2026	\$119,538,983	191
Sunday, April 19, 2026	\$353,400	1
Saturday, April 18, 2026	\$9,544,754	12
Friday, April 17, 2026	\$203,421,572	315
Thursday, April 16, 2026	\$100,601,322	172
<b>Total</b>	<b>\$557,115,920</b>	<b>900</b>

Closed Prior Year	Volume	Count
Monday, April 21, 2025	\$103,874,609	191
Sunday, April 20, 2025	\$2,365,000	3
Saturday, April 19, 2025	\$4,822,924	9
Friday, April 18, 2025	\$127,372,249	243
Thursday, April 17, 2025	\$123,992,039	216
Wednesday, April 16, 2025	\$92,618,967	155
Tuesday, April 15, 2025	\$121,348,832	216
<b>Total</b>	<b>\$576,394,620</b>	<b>1033</b>

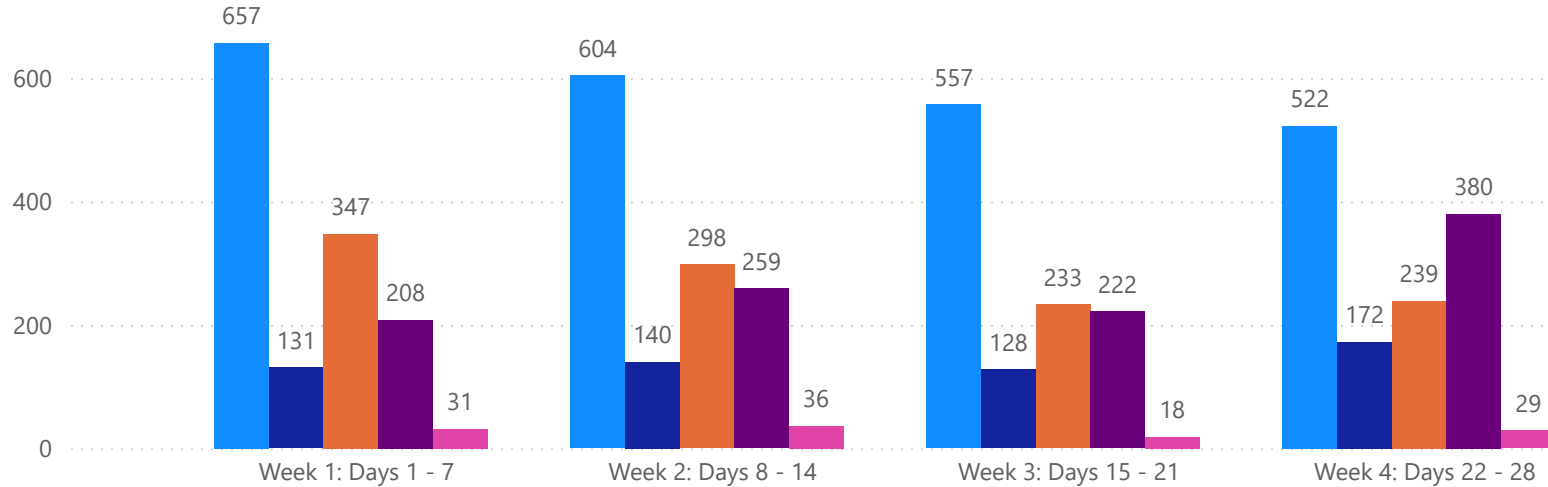


# 4 WEEK REAL ESTATE MARKET REPORT

## TAMPA BAY - CONDO

### 4/22/2026

MLS Status ● Active ● Canceled ● Pending ● Sold ● Temporarily Off-Market



All data is current as of today, though some MLS statuses may have changed from prior days.

### TOTALS


MLS Status	4 Week Total
Active	2340
Canceled	571
Pending	1117
Sold	1069
Temporarily Off-Market	114

### DAILY MARKET CHANGE

Category	Sum of Total	
Back on the Market	3	*Back on Market can be from these sources - Pending, Temp Off Market, Cancelled and Expired Listing)
New Listings	28	
Price Decrease	40	
Price Increase	1	

### 7 DAY SOLD COMPARISON

Closed Prior Year	Volume	Count	Closed Prior Year	Volume	Count
Wednesday, April 22, 2026	\$28,252,545	32	Monday, April 21, 2025	\$20,911,200	37
Tuesday, April 21, 2026	\$8,944,400	34	Sunday, April 20, 2025	\$1,190,000	4
Monday, April 20, 2026	\$14,818,998	36	Saturday, April 19, 2025	\$304,000	2
Saturday, April 18, 2026	\$635,000	1	Friday, April 18, 2025	\$10,951,597	33
Friday, April 17, 2026	\$32,260,128	68	Thursday, April 17, 2025	\$14,636,900	37
Thursday, April 16, 2026	\$17,707,560	37	Wednesday, April 16, 2025	\$20,296,400	38
<b>Total</b>	<b>\$102,618,631</b>	<b>208</b>	Tuesday, April 15, 2025	\$14,716,872	35
			<b>Total</b>	<b>\$83,006,969</b>	<b>186</b>

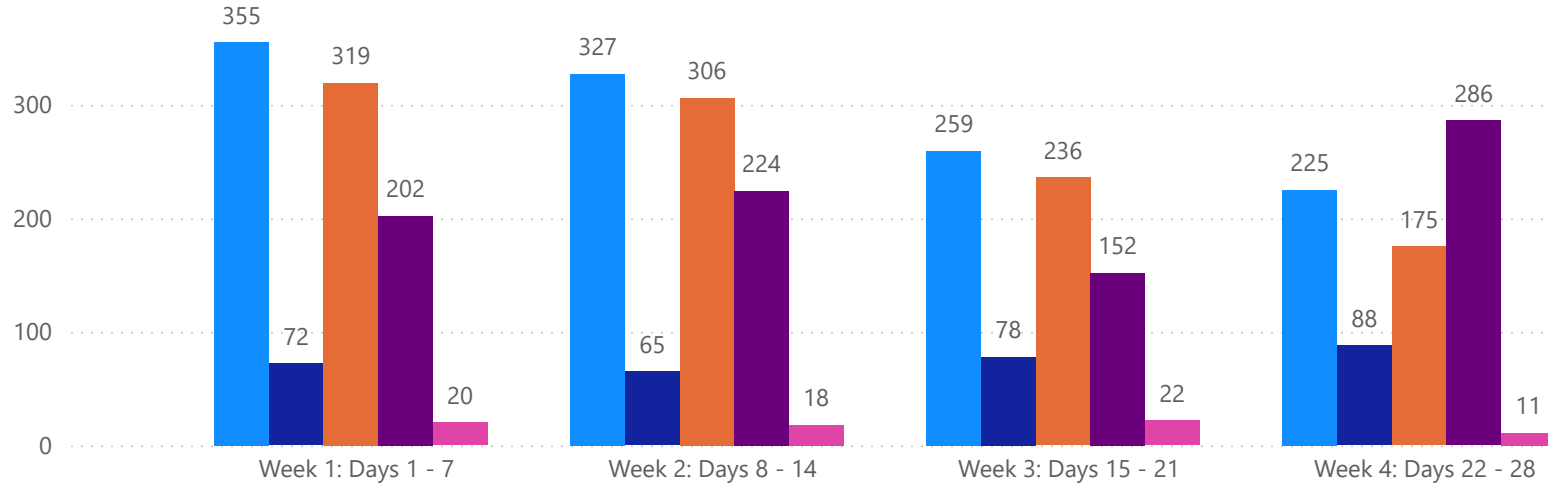


# 4 WEEK REAL ESTATE MARKET REPORT

## PINELLAS COUNTY - SINGLE FAMILY HOME

### 4/22/2026

MLS Status ● Active ● Canceled ● Pending ● Sold ● Temporarily Off-Market



All data is current as of today, though some MLS statuses may have changed from prior days.

### TOTALS

MLS Status	4 Week Total
Active	1166
Canceled	303
Pending	1036
Sold	864
Temporarily Off-Market	71

### DAILY MARKET CHANGE

Category	Sum of Pinellas
Back on the Market	11
New Listings	43
Price Decrease	81
Price Increase	3

\*Back on Market can be from these sources - Pending, Temp Off Market, Cancelled and Expired Listing)

### 7 DAY SOLD COMPARISON

Closed Prior Year	Volume	Count	Closed Prior Year	Volume	Count
Wednesday, April 22, 2026	\$8,748,500	18	Monday, April 21, 2025	\$21,099,660	42
Tuesday, April 21, 2026	\$25,303,900	37	Saturday, April 19, 2025	\$425,000	1
Monday, April 20, 2026	\$22,717,099	35	Friday, April 18, 2025	\$28,552,500	49
Saturday, April 18, 2026	\$560,000	1	Thursday, April 17, 2025	\$35,192,736	51
Friday, April 17, 2026	\$53,990,678	71	Wednesday, April 16, 2025	\$16,176,499	30
Thursday, April 16, 2026	\$26,625,440	40	Tuesday, April 15, 2025	\$34,383,599	58
<b>Total</b>	<b>\$137,945,617</b>	<b>202</b>	<b>Total</b>	<b>\$135,829,994</b>	<b>231</b>

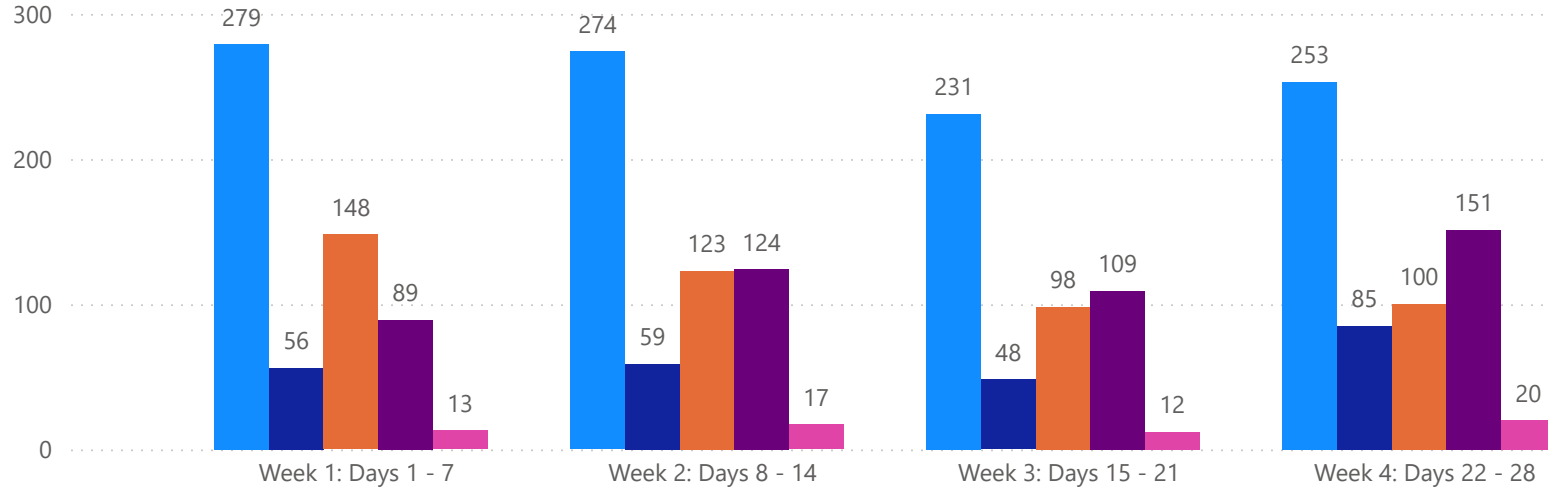


# 4 WEEK REAL ESTATE MARKET REPORT

## PINELLAS COUNTY - CONDO

### 4/22/2026

**MLSStatus** ● Active ● Canceled ● Pending ● Sold ● Temporarily Off-Market



All data is current as of today, though some MLS statuses may have changed from prior days.

### TOTALS

MLS Status	4 Week Total
Active	1037
Canceled	248
Pending	469
Sold	473
Temporarily Off-Market	62

### DAILY MARKET CHANGE

Category	Sum of Pinellas
Back on the Market	10
New Listings	41
Price Decrease	42
Price Increase	2

\*Back on Market can be from these sources - Pending, Temp Off Market, Cancelled and Expired Listing)

### 7 DAY SOLD COMPARISON

Closed Prior Year	Volume	Count	Closed Prior Year	Volume	Count
Wednesday, April 22, 2026	\$19,079,045	12	Monday, April 21, 2025	\$6,312,700	13
Tuesday, April 21, 2026	\$3,375,500	14	Sunday, April 20, 2025	\$325,000	2
Monday, April 20, 2026	\$4,928,000	16	Saturday, April 19, 2025	\$131,000	1
Saturday, April 18, 2026	\$635,000	1	Friday, April 18, 2025	\$4,111,200	12
Friday, April 17, 2026	\$13,643,370	29	Thursday, April 17, 2025	\$4,457,900	16
Thursday, April 16, 2026	\$5,821,160	17	Wednesday, April 16, 2025	\$10,092,000	19
<b>Total</b>	<b>\$47,482,075</b>	<b>89</b>	Tuesday, April 15, 2025	\$3,699,520	15
			<b>Total</b>	<b>\$29,129,320</b>	<b>78</b>

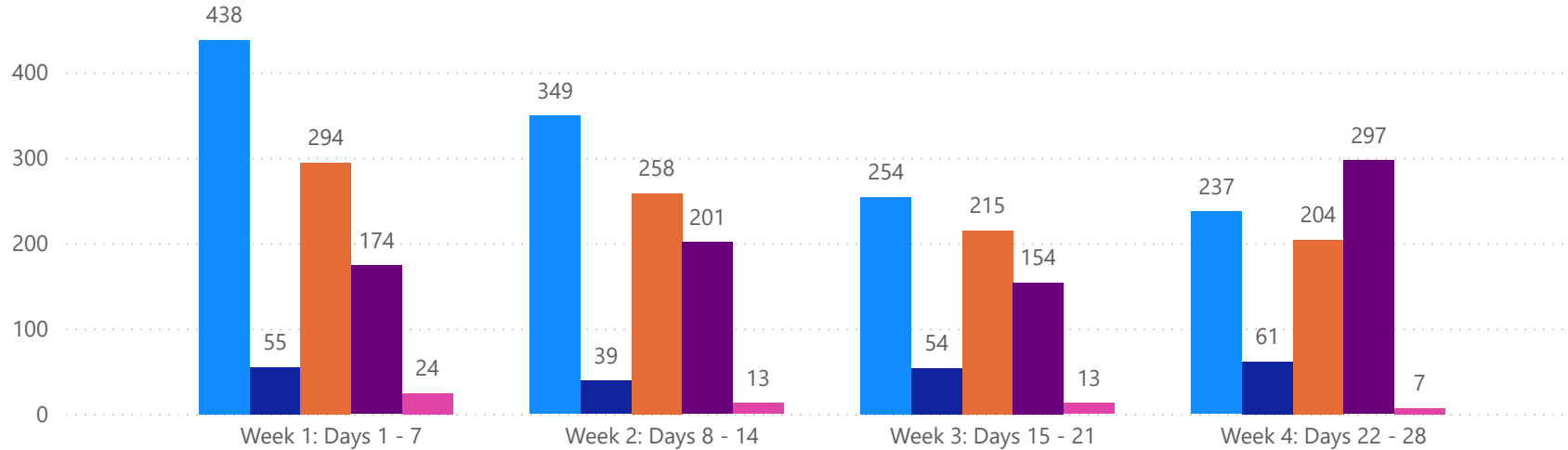


# 4 WEEK REAL ESTATE MARKET REPORT

## PASCO COUNTY - SINGLE FAMILY HOME

### 4/22/2026

MLS Status ● Active ● Canceled ● Pending ● Sold ● Temporarily Off-Market



All data is current as of today, though some MLS statuses may have changed from prior days.

### TOTALS

MLS Status	4 Week Total
Active	1278
Canceled	209
Pending	971
Sold	826
Temporarily Off-Market	57

### DAILY MARKET CHANGE

Category	Sum of Pasco
Back on the Market	14
New Listings	55
Price Decrease	103
Price Increase	20

\*Back on Market can be from these sources - Pending, Temp Off Market, Cancelled and Expired Listing)

### 7 DAY SOLD COMPARISON

Closed Prior Year	Volume	Count	Closed Prior Year	Volume	Count
Wednesday, April 22, 2026	\$6,881,455	17	Monday, April 21, 2025	\$14,469,803	36
Tuesday, April 21, 2026	\$6,617,623	15	Saturday, April 19, 2025	\$326,745	1
Monday, April 20, 2026	\$17,884,421	41	Friday, April 18, 2025	\$21,795,681	54
Saturday, April 18, 2026	\$2,552,715	4	Thursday, April 17, 2025	\$13,934,705	37
Friday, April 17, 2026	\$23,156,545	56	Wednesday, April 16, 2025	\$12,234,320	28
Thursday, April 16, 2026	\$15,763,659	41	Tuesday, April 15, 2025	\$12,761,026	28
<b>Total</b>	<b>\$72,856,418</b>	<b>174</b>	<b>Total</b>	<b>\$75,522,280</b>	<b>184</b>

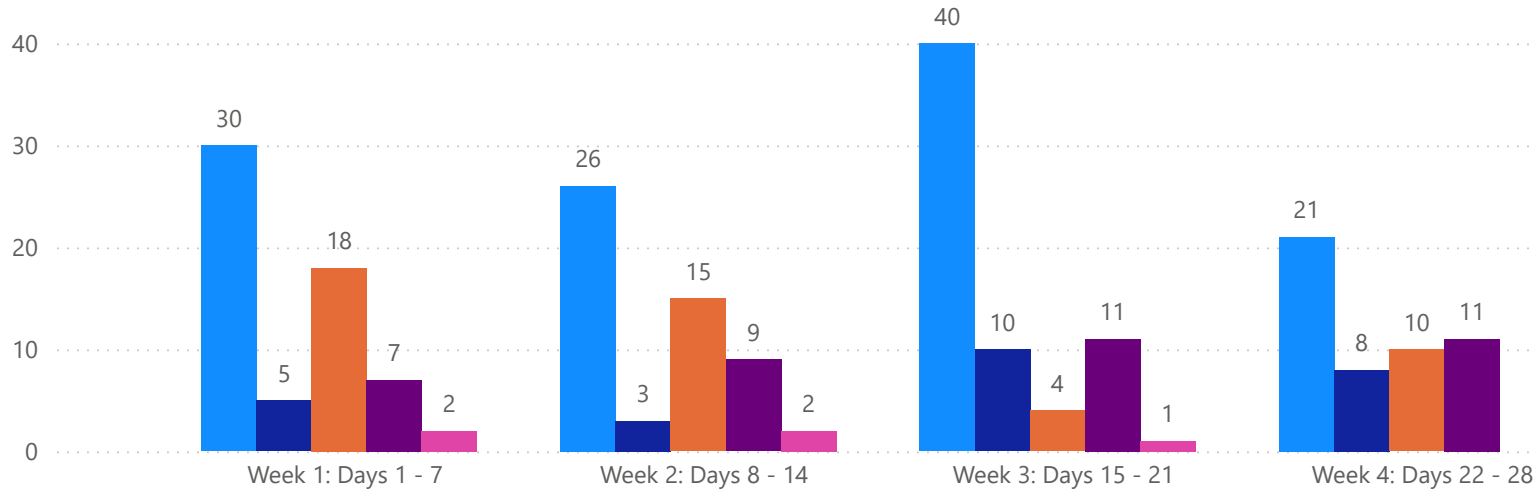


# 4 WEEK REAL ESTATE MARKET REPORT

## PASCO COUNTY - CONDO

### 4/22/2026

MLSStatus ● Active ● Canceled ● Pending ● Sold ● Temporarily Off-Market



All data is current as of today, though some MLS statuses may have changed from prior days.

### TOTALS

MLS Status	4 Week Total
Active	117
Canceled	26
Pending	47
Sold	38
Temporarily Off-Market	5

### DAILY MARKET CHANGE

Category	Sum of Pasco
Back on the Market	1
New Listings	2
Price Decrease	3
Price Increase	1

\*Back on Market can be from these sources - Pending, Temp Off Market, Cancelled and Expired Listing)

### 7 DAY SOLD COMPARISON

Closed Prior Year	Volume	Count	Closed Prior Year	Volume	Count
Wednesday, April 22, 2026	\$65,000	1	Monday, April 21, 2025	\$705,000	4
Tuesday, April 21, 2026	\$475,000	3	Friday, April 18, 2025	\$528,900	3
Monday, April 20, 2026	\$85,000	1	Thursday, April 17, 2025	\$383,000	3
Friday, April 17, 2026	\$342,900	1	Wednesday, April 16, 2025	\$160,000	1
Thursday, April 16, 2026	\$125,000	1	Tuesday, April 15, 2025	\$42,000	1
<b>Total</b>	<b>\$1,092,900</b>	<b>7</b>	<b>Total</b>	<b>\$1,818,900</b>	<b>12</b>

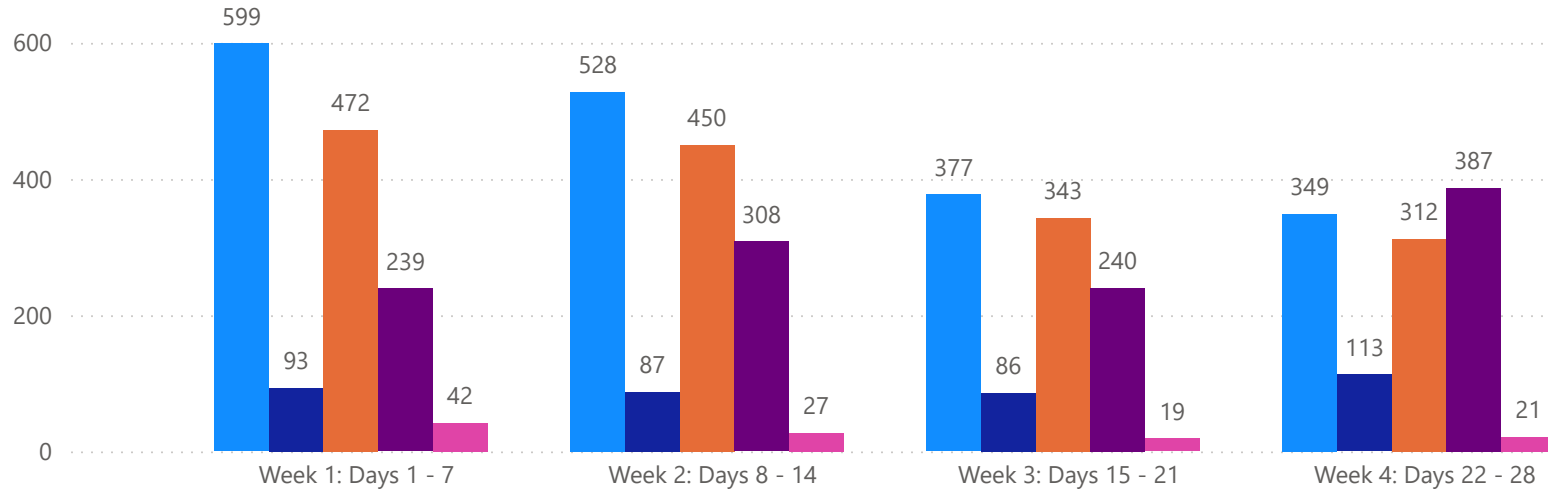


# 4 WEEK REAL ESTATE MARKET REPORT

## HILLSBOROUGH COUNTY - SINGLE FAMILY HOME

### 4/22/2026

MLS Status ● Active ● Canceled ● Pending ● Sold ● Temporarily Off-Market



All data is current as of today, though some MLS statuses may have changed from prior days.

### TOTALS

MLS Status	4 Week Total
Active	1853
Canceled	379
Pending	1577
Sold	1174
Temporarily Off-Market	109

### DAILY MARKET CHANGE

Category	Sum of Hillsborough	*Back on Market can be from these sources - Pending, Temp Off Market, Cancelled and Expired Listing)
Back on the Market	20	
New Listings	64	
Price Decrease	105	
Price Increase	7	

### 7 DAY SOLD COMPARISON

Closed Prior Year	Volume	Count	Closed Prior Year	Volume	Count
Wednesday, April 22, 2026	\$9,776,875	19	Monday, April 21, 2025	\$31,001,827	62
Tuesday, April 21, 2026	\$15,533,860	32	Sunday, April 20, 2025	\$465,000	1
Monday, April 20, 2026	\$27,490,185	55	Saturday, April 19, 2025	\$2,715,000	3
Saturday, April 18, 2026	\$3,367,764	5	Friday, April 18, 2025	\$32,842,785	67
Friday, April 17, 2026	\$43,403,350	87	Thursday, April 17, 2025	\$31,915,321	62
Thursday, April 16, 2026	\$24,142,726	41	Wednesday, April 16, 2025	\$24,620,680	41
<b>Total</b>	<b>\$123,714,760</b>	<b>239</b>	Tuesday, April 15, 2025	\$25,730,938	49
			<b>Total</b>	<b>\$149,291,551</b>	<b>285</b>

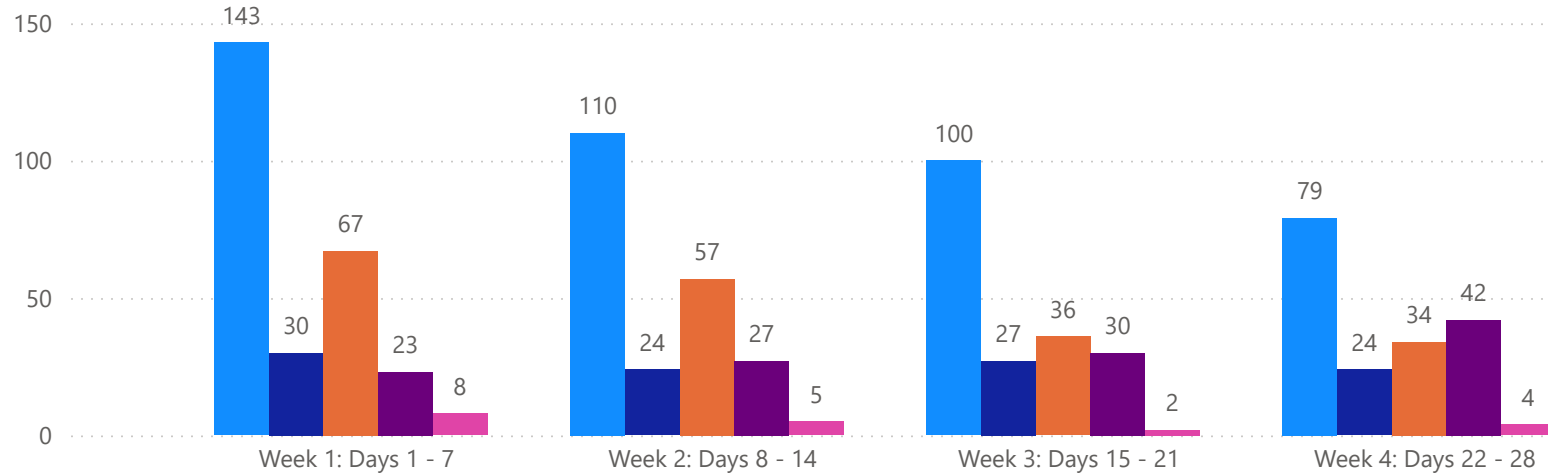


# 4 WEEK REAL ESTATE MARKET REPORT

## HILLSBOROUGH COUNTY - CONDO

### 4/22/2026

**MLSStatus** ● Active ● Canceled ● Pending ● Sold ● Temporarily Off-Market



All data is current as of today, though some MLS statuses may have changed from prior days.

### TOTALS

MLS Status	4 Week Total
Active	432
Canceled	105
Pending	194
Sold	122
Temporarily Off-Market	19

### DAILY MARKET CHANGE

Category	Sum of Hillsborough	*Back on Market can be from these sources - Pending, Temp Off Market, Cancelled and Expired Listing)
Back on the Market	3	
New Listings	12	
Price Decrease	16	
Price Increase	1	

### 7 DAY SOLD COMPARISON

Closed Prior Year	Volume	Count	Closed Prior Year	Volume	Count
Wednesday, April 22, 2026	\$1,357,500	4	Monday, April 21, 2025	\$911,500	4
Tuesday, April 21, 2026	\$447,000	3	Sunday, April 20, 2025	\$510,000	1
Monday, April 20, 2026	\$641,000	3	Saturday, April 19, 2025	\$173,000	1
Friday, April 17, 2026	\$1,538,499	7	Friday, April 18, 2025	\$1,431,000	5
Thursday, April 16, 2026	\$2,074,400	6	Thursday, April 17, 2025	\$1,490,000	3
<b>Total</b>	<b>\$6,058,399</b>	<b>23</b>	Wednesday, April 16, 2025	\$997,400	5
			Tuesday, April 15, 2025	\$1,559,000	6
			<b>Total</b>	<b>\$7,071,900</b>	<b>25</b>

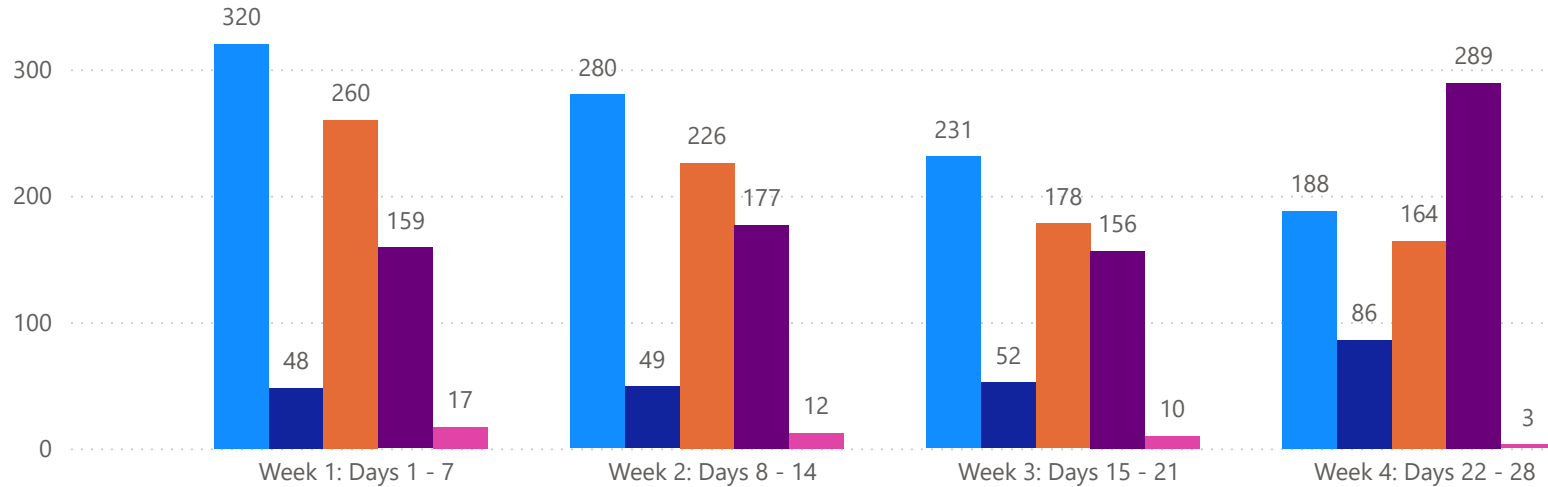


# 4 WEEK REAL ESTATE MARKET REPORT

## SARASOTA COUNTY - SINGLE FAMILY HOME

### 4/22/2026

MLS Status ● Active ● Canceled ● Pending ● Sold ● Temporarily Off-Market



All data is current as of today, though some MLS statuses may have changed from prior days.

### TOTALS

MLS Status	4 Week Total
Active	1019
Canceled	235
Pending	828
Sold	781
Temporarily Off-Market	42

### DAILY MARKET CHANGE

Category	Sum of Sarasota
Back on the Market	13
New Listings	39
Price Decrease	49
Price Increase	3

\*Back on Market can be from these sources - Pending, Temp Off Market, Cancelled and Expired Listing)

### 7 DAY SOLD COMPARISON

Closed Prior Year	Volume	Count	Closed Prior Year	Volume	Count
Wednesday, April 22, 2026	\$11,050,890	13	Monday, April 21, 2025	\$22,789,475	27
Tuesday, April 21, 2026	\$17,515,288	29	Sunday, April 20, 2025	\$300,000	1
Monday, April 20, 2026	\$36,161,790	35	Saturday, April 19, 2025	\$275,298	1
Sunday, April 19, 2026	\$353,400	1	Friday, April 18, 2025	\$30,153,374	49
Saturday, April 18, 2026	\$3,064,275	2	Thursday, April 17, 2025	\$20,830,216	33
Friday, April 17, 2026	\$47,740,954	56	Wednesday, April 16, 2025	\$20,784,604	35
Thursday, April 16, 2026	\$13,991,230	23	Tuesday, April 15, 2025	\$32,655,235	56
<b>Total</b>	<b>\$129,877,827</b>	<b>159</b>	<b>Total</b>	<b>\$127,788,202</b>	<b>202</b>

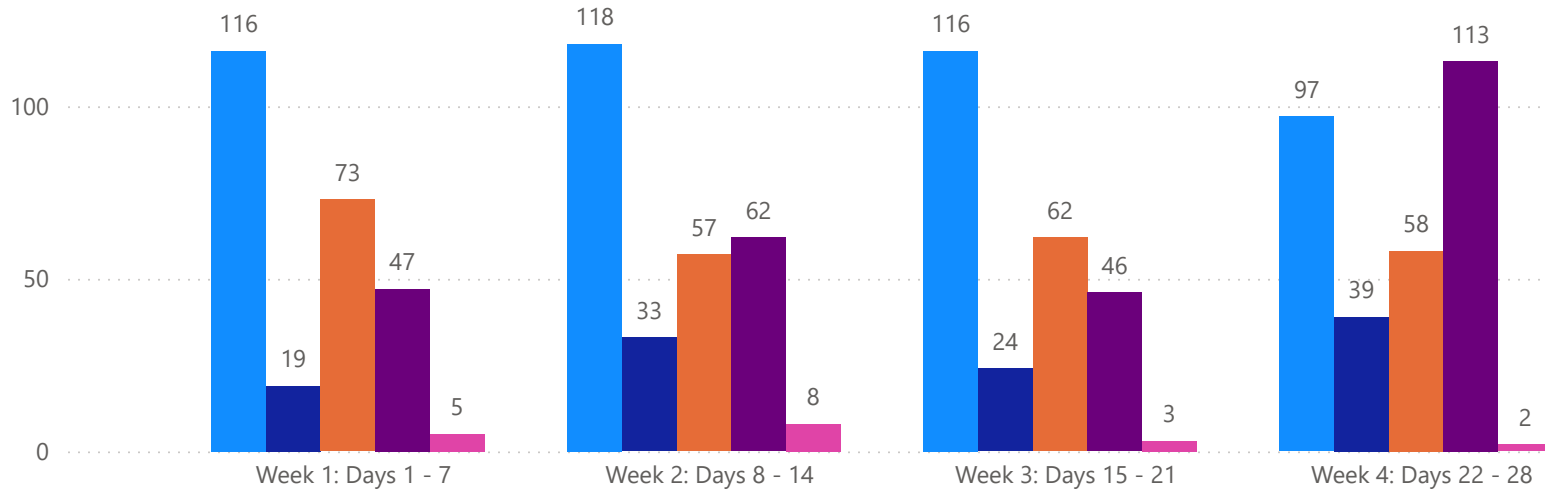


# 4 WEEK REAL ESTATE MARKET REPORT

## SARASOTA COUNTY - CONDO

4/22/2026

MLS Status ● Active ● Canceled ● Pending ● Sold ● Temporarily Off-Market



All data is current as of today, though some MLS statuses may have changed from prior days.

### TOTALS

MLS Status	4 Week Total
Active	447
Canceled	115
Pending	250
Sold	268
Temporarily Off-Market	18

### DAILY MARKET CHANGE

Category	Sum of Sarasota
Back on the Market	4
New Listings	11
Price Decrease	28
Price Increase	2

\*Back on Market can be from these sources - Pending, Temp Off Market, Cancelled and Expired Listing)

### 7 DAY SOLD COMPARISON

Closed Prior Year	Volume	Count
Wednesday, April 22, 2026	\$5,997,000	10
Tuesday, April 21, 2026	\$2,330,000	6
Monday, April 20, 2026	\$6,198,998	7
Friday, April 17, 2026	\$10,873,400	14
Thursday, April 16, 2026	\$8,629,000	10
<b>Total</b>	<b>\$34,028,398</b>	<b>47</b>

Closed Prior Year	Volume	Count
Monday, April 21, 2025	\$11,525,000	12
Sunday, April 20, 2025	\$355,000	1
Friday, April 18, 2025	\$3,910,500	9
Thursday, April 17, 2025	\$4,257,500	6
Wednesday, April 16, 2025	\$7,390,000	9
Tuesday, April 15, 2025	\$8,230,352	11
<b>Total</b>	<b>\$35,668,352</b>	<b>48</b>

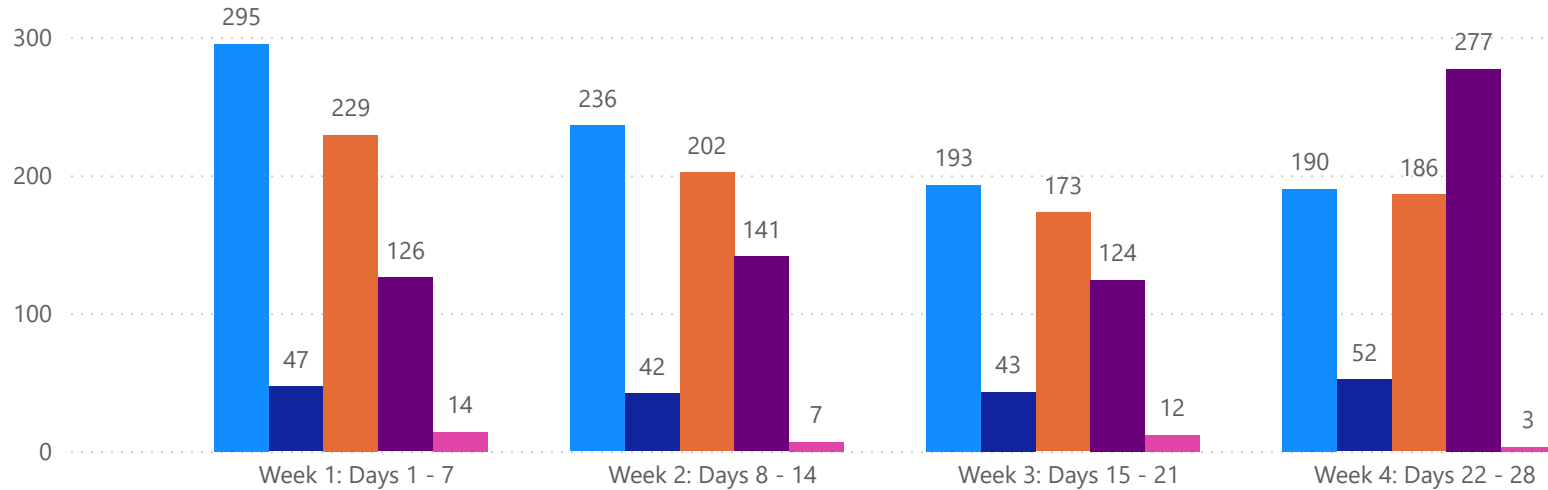


# 4 WEEK REAL ESTATE MARKET REPORT

## MANATEE COUNTY - SINGLE FAMILY HOME

### 4/22/2026

**MLSStatus** ● Active ● Canceled ● Pending ● Sold ● Temporarily Off-Market



All data is current as of today, though some MLS statuses may have changed from prior days.

### TOTALS

MLS Status	4 Week Total
Active	914
Canceled	184
Pending	790
Sold	668
Temporarily Off-Market	36

### DAILY MARKET CHANGE

Category	Sum of Manatee
Back on the Market	9
New Listings	42
Price Decrease	93
Price Increase	5

\*Back on Market can be from these sources - Pending, Temp Off Market, Cancelled and Expired Listing)

### 7 DAY SOLD COMPARISON

Closed Prior Year	Volume	Count	Closed Prior Year	Volume	Count
Wednesday, April 22, 2026	\$12,798,599	15	Monday, April 21, 2025	\$14,513,844	24
Tuesday, April 21, 2026	\$9,428,899	14	Sunday, April 20, 2025	\$1,600,000	1
Monday, April 20, 2026	\$15,285,488	25	Saturday, April 19, 2025	\$1,080,881	3
Friday, April 17, 2026	\$35,130,045	45	Friday, April 18, 2025	\$14,027,909	24
Thursday, April 16, 2026	\$20,078,267	27	Thursday, April 17, 2025	\$22,119,061	33
<b>Total</b>	<b>\$92,721,298</b>	<b>126</b>	Wednesday, April 16, 2025	\$18,802,864	21
			Tuesday, April 15, 2025	\$15,818,034	25
			<b>Total</b>	<b>\$87,962,593</b>	<b>131</b>

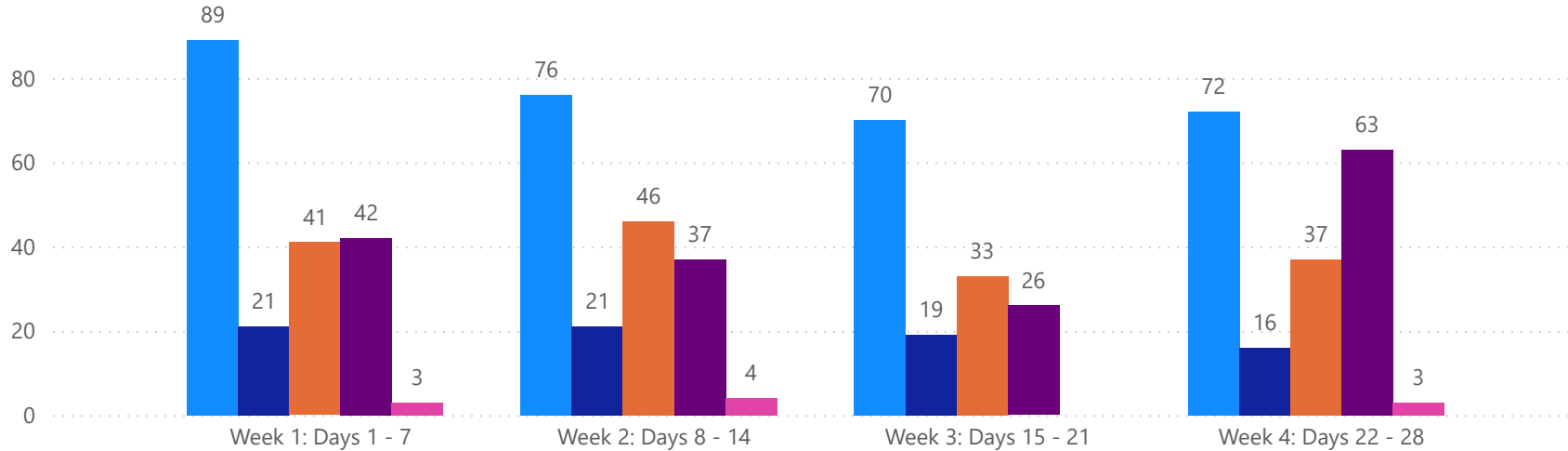


# 4 WEEK REAL ESTATE MARKET REPORT

## MANATEE COUNTY - CONDO

4/22/2026

MLS Status ● Active ● Canceled ● Pending ● Sold ● Temporarily Off-Market



### TOTALS

MLS Status	4 Week Total
Active	307
Canceled	77
Pending	157
Sold	168
Temporarily Off-Market	10

### DAILY MARKET CHANGE

Category	Sum of Manatee
Back on the Market	2
New Listings	10
Price Decrease	10
Price Increase	1

\*Back on Market can be from these sources - Pending, Temp Off Market, Cancelled and Expired Listing)

### 7 DAY SOLD COMPARISON

Closed Prior Year	Volume	Count	Closed Prior Year	Volume	Count
Wednesday, April 22, 2026	\$1,754,000	5	Monday, April 21, 2025	\$1,457,000	4
Tuesday, April 21, 2026	\$2,316,900	8	Friday, April 18, 2025	\$969,997	4
Monday, April 20, 2026	\$2,966,000	9	Thursday, April 17, 2025	\$4,048,500	9
Friday, April 17, 2026	\$5,861,959	17	Wednesday, April 16, 2025	\$1,657,000	4
Thursday, April 16, 2026	\$1,058,000	3	Tuesday, April 15, 2025	\$1,186,000	2
<b>Total</b>	<b>\$13,956,859</b>	<b>42</b>	<b>Total</b>	<b>\$9,318,497</b>	<b>23</b>

