

SUNCOAST TAMPA ASSOCIATION OF REALTORS®

4 WEEK REAL ESTATE MARKET REPORT

Sunday, April 26, 2026

As of: Monday, April 27, 2026

- 1 Report Breakdown
- 2 Cumulative Tampa Bay Report - Single Family Home
- 3 Cumulative Tampa Bay Report - Condominium
- 4 Pinellas County - Single Family Home
- 5 Pinellas County - Condominium
- 6 Pasco County - Single Family Home
- 7 Pasco County - Condominium
- 8 Hillsborough County - Single Family Home
- 9 Hillsborough County - Condominium
- 10 Sarasota County - Single Family Home
- 11 Sarasota County - Condominium
- 12 Manatee County - Single Family Home
- 13 Manatee County - Condominium

4 WEEK REAL ESTATE MARKET REPORT

REPORT BREAKDOWN

Sunday, April 26, 2026

as of: 4/27/2026

Day 1	Sunday, April 26, 2026
Day 2	Saturday, April 25, 2026
Day 3	Friday, April 24, 2026
Day 4	Thursday, April 23, 2026
Day 5	Wednesday, April 22, 2026
Day 6	Monday, April 27, 2026
Day 7	Sunday, April 26, 2026
Day 8	Saturday, April 25, 2026
Day 9	Friday, April 24, 2026
Day 10	Thursday, April 23, 2026
Day 11	Wednesday, April 22, 2026
Day 12	Tuesday, April 21, 2026
Day 13	Monday, April 20, 2026
Day 14	Sunday, April 19, 2026
Day 15	Saturday, April 18, 2026
Day 16	Friday, April 17, 2026
Day 17	Thursday, April 16, 2026
Day 18	Wednesday, April 15, 2026
Day 19	Tuesday, April 14, 2026
Day 20	Monday, April 13, 2026
Day 21	Sunday, April 12, 2026
Day 22	Saturday, April 11, 2026
Day 23	Friday, April 10, 2026
Day 24	Thursday, April 9, 2026
Day 25	Wednesday, April 8, 2026
Day 26	Tuesday, April 7, 2026
Day 27	Monday, April 6, 2026
Day 28	Sunday, April 5, 2026

REPORT BREAKDOWN

GRAPH:

Active - Newly listed during the date range

Pending - Status changed to 'pending' during the date range

Sold - Closed during the date range

Canceled - Canceled during the date range

Temp off Market - Status changed to 'temp' off market' during the date range

The date ranges are not cumulative.

Day 1: Sunday, April 26, 2026

Day 28: Sunday, April 5, 2026

TOTALS:

4 Weeks: The summation of each date range (Day 1 - Day 28)

Market Changes

Day 1's New Listings, Price Increase, Price Decreases and Back on Market

Manatee County - Single Family Home

7 Day Sold Comparison

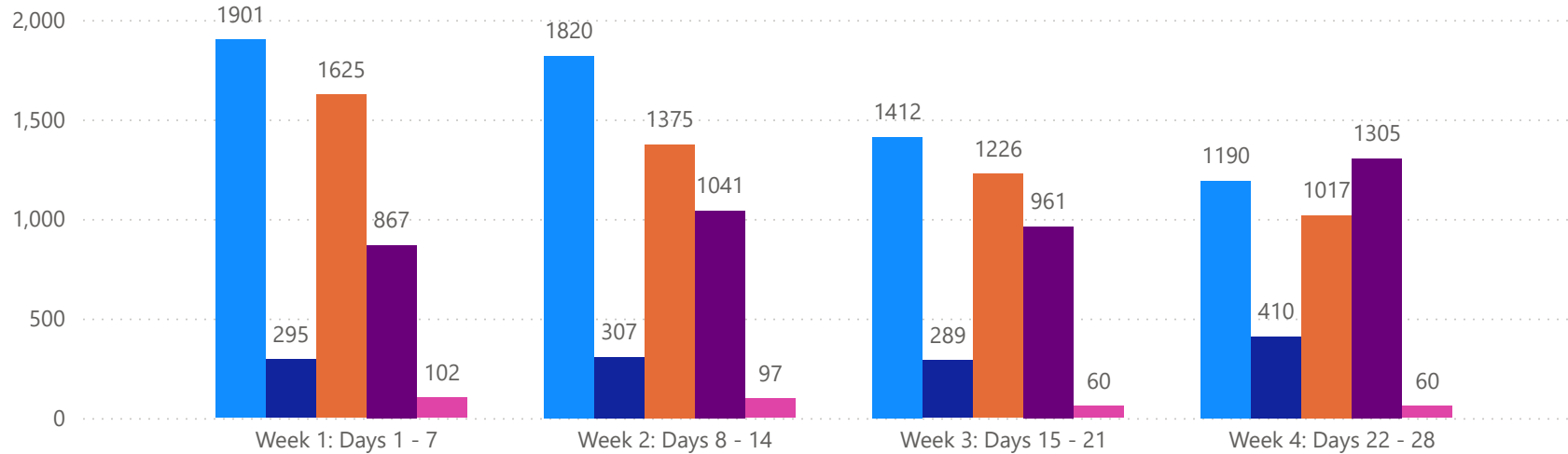
Compares the sold amount and volume in the last 7 days against the same timeframe in the prior year and days 8 - days 14.

4 WEEK REAL ESTATE MARKET REPORT

TAMPA BAY - SINGLE FAMILY HOME

4/26/2026

MLS Status ● Active ● Canceled ● Pending ● Sold ● Temporarily Off-Market



All data is current as of today, though some MLS statuses may have changed from prior days.

TOTALS

MLS Status	4 Week Total
Active	6323
Canceled	1301
Pending	5243
Sold	4174
Temporarily Off-Market	319

DAILY MARKET CHANGE

Category	Sum of Total
Back on the Market	22
New Listings	57
Price Decrease	108
Price Increase	8

*Back on Market can be from these sources - Pending, Temp Off Market, Cancelled and Expired Listing)

7 DAY SOLD COMPARISON

Closed Prior Year	Volume	Count
Saturday, April 25, 2026	\$1,270,000	2
Friday, April 24, 2026	\$132,486,358	209
Thursday, April 23, 2026	\$91,632,044	150
Wednesday, April 22, 2026	\$83,390,898	139
Tuesday, April 21, 2026	\$88,785,520	156
Monday, April 20, 2026	\$128,034,778	211
Total	\$525,599,598	867

Closed Prior Year	Volume	Count
Friday, April 25, 2025	\$196,155,395	377
Thursday, April 24, 2025	\$114,846,764	209
Wednesday, April 23, 2025	\$94,062,480	165
Tuesday, April 22, 2025	\$100,349,601	173
Monday, April 21, 2025	\$103,874,609	191
Sunday, April 20, 2025	\$2,365,000	3
Saturday, April 19, 2025	\$4,822,924	9
Total	\$616,476,773	1127

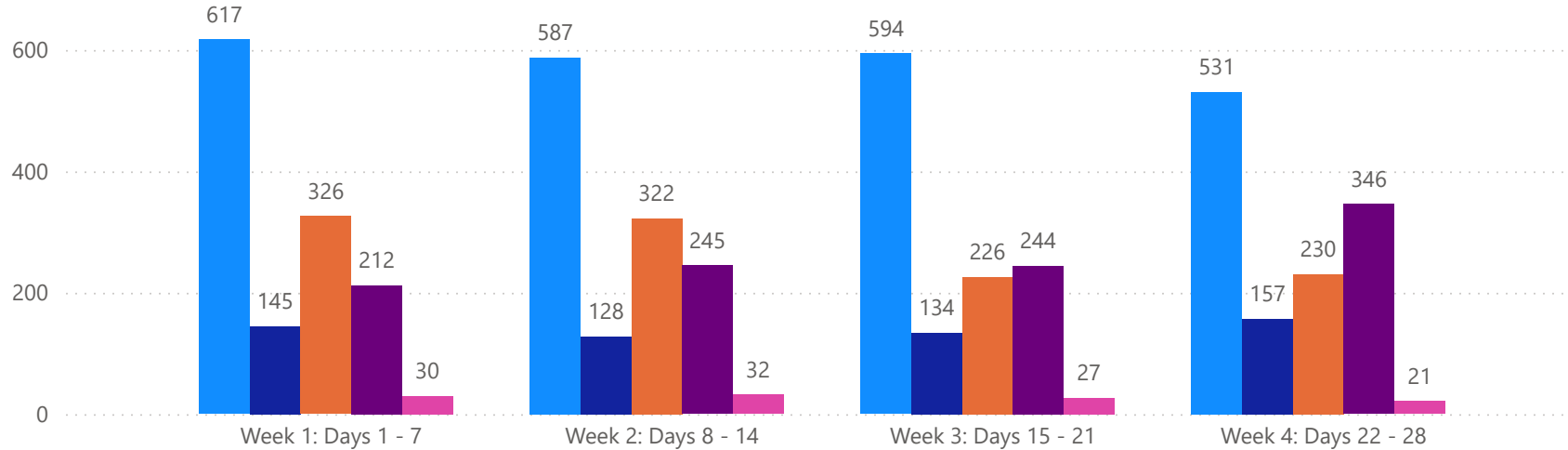


4 WEEK REAL ESTATE MARKET REPORT

TAMPA BAY - CONDO

4/26/2026

MlsStatus ● Active ● Canceled ● Pending ● Sold ● Temporarily Off-Market



All data is current as of today, though some MLS statuses may have changed from prior days.

TOTALS


MLS Status	4 Week Total
Active	2329
Canceled	564
Pending	1104
Sold	1047
Temporarily Off-Market	110

DAILY MARKET CHANGE

Category	Sum of Total	
Back on the Market	3	*Back on Market can be from these sources - Pending, Temp Off Market, Cancelled and Expired Listing)
New Listings	28	
Price Decrease	40	
Price Increase	1	

7 DAY SOLD COMPARISON

Closed Prior Year	Volume	Count	Closed Prior Year	Volume	Count
Friday, April 24, 2026	\$15,698,075	48	Friday, April 25, 2025	\$26,684,698	62
Thursday, April 23, 2026	\$23,683,407	38	Thursday, April 24, 2025	\$16,382,962	44
Wednesday, April 22, 2026	\$34,294,530	49	Wednesday, April 23, 2025	\$11,790,300	31
Tuesday, April 21, 2026	\$10,096,900	39	Tuesday, April 22, 2025	\$14,081,650	36
Monday, April 20, 2026	\$15,166,998	38	Monday, April 21, 2025	\$20,911,200	37
Total	\$98,939,910	212	Sunday, April 20, 2025	\$1,190,000	4
			Saturday, April 19, 2025	\$304,000	2
			Total	\$91,344,810	216

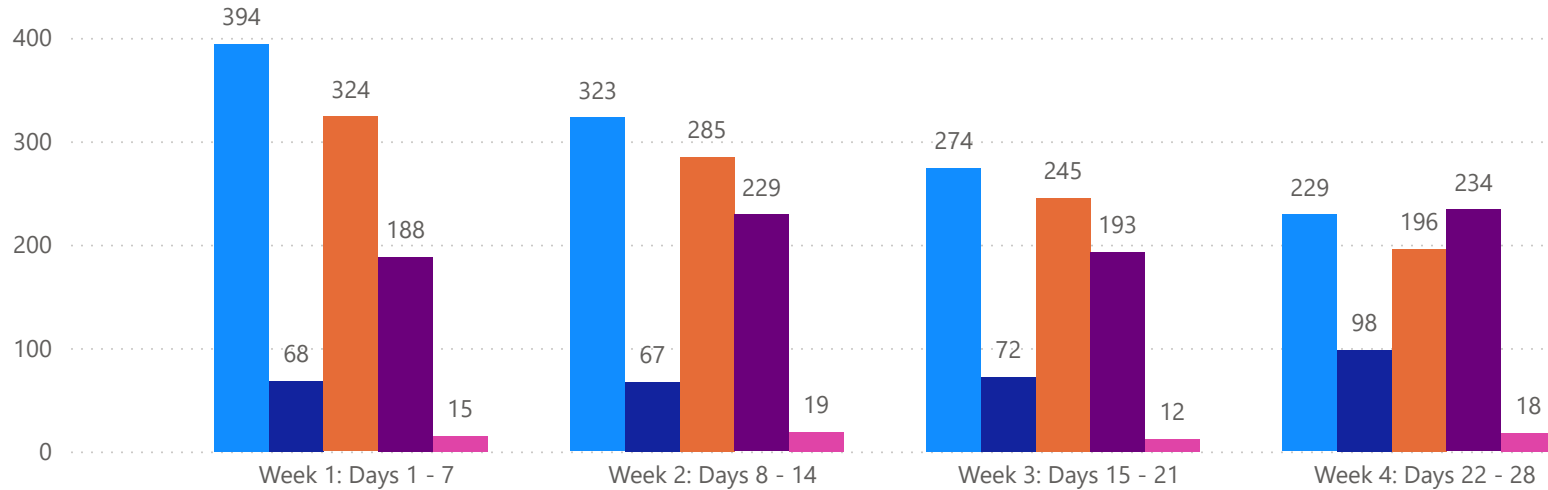


4 WEEK REAL ESTATE MARKET REPORT

PINELLAS COUNTY - SINGLE FAMILY HOME

4/26/2026

MLS Status ● Active ● Canceled ● Pending ● Sold ● Temporarily Off-Market



All data is current as of today, though some MLS statuses may have changed from prior days.

TOTALS

MLS Status	4 Week Total
Active	1220
Canceled	305
Pending	1050
Sold	844
Temporarily Off-Market	64

DAILY MARKET CHANGE

Category	Sum of Pinellas
Back on the Market	8
New Listings	12
Price Decrease	27
Price Increase	4

*Back on Market can be from these sources - Pending, Temp Off Market, Cancelled and Expired Listing)

7 DAY SOLD COMPARISON

Closed Prior Year	Volume	Count	Closed Prior Year	Volume	Count
Friday, April 24, 2026	\$35,584,400	49	Friday, April 25, 2025	\$35,742,299	69
Thursday, April 23, 2026	\$19,466,095	33	Thursday, April 24, 2025	\$25,401,399	39
Wednesday, April 22, 2026	\$14,037,000	27	Wednesday, April 23, 2025	\$15,458,900	28
Tuesday, April 21, 2026	\$28,048,900	41	Tuesday, April 22, 2025	\$15,596,800	26
Monday, April 20, 2026	\$24,121,599	38	Monday, April 21, 2025	\$21,099,660	42
Total	\$121,257,994	188	Saturday, April 19, 2025	\$425,000	1
			Total	\$113,724,058	205

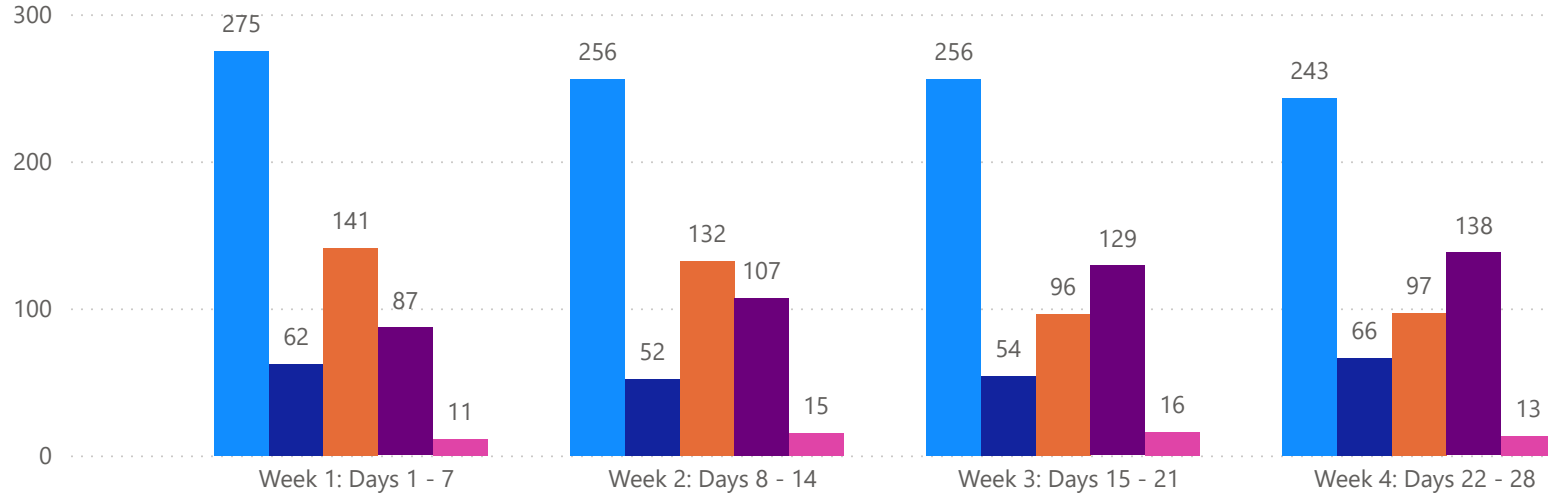


4 WEEK REAL ESTATE MARKET REPORT

PINELLAS COUNTY - CONDO

4/26/2026

MLS Status ● Active ● Canceled ● Pending ● Sold ● Temporarily Off-Market



All data is current as of today, though some MLS statuses may have changed from prior days.

TOTALS

MLS Status	4 Week Total
Active	1030
Canceled	234
Pending	466
Sold	461
Temporarily Off-Market	55

DAILY MARKET CHANGE

Category	Sum of Pinellas
Back on the Market	1
New Listings	9
Price Decrease	14
Price Increase	0

*Back on Market can be from these sources - Pending, Temp Off Market, Cancelled and Expired Listing)

7 DAY SOLD COMPARISON

Closed Prior Year	Volume	Count	Closed Prior Year	Volume	Count
Friday, April 24, 2026	\$7,521,675	22	Friday, April 25, 2025	\$10,617,400	32
Thursday, April 23, 2026	\$7,529,800	12	Thursday, April 24, 2025	\$6,473,966	13
Wednesday, April 22, 2026	\$21,157,930	20	Wednesday, April 23, 2025	\$5,172,700	13
Tuesday, April 21, 2026	\$3,744,500	15	Tuesday, April 22, 2025	\$5,083,000	14
Monday, April 20, 2026	\$5,276,000	18	Monday, April 21, 2025	\$6,312,700	13
Total	\$45,229,905	87	Sunday, April 20, 2025	\$325,000	2
			Saturday, April 19, 2025	\$131,000	1
			Total	\$34,115,766	88

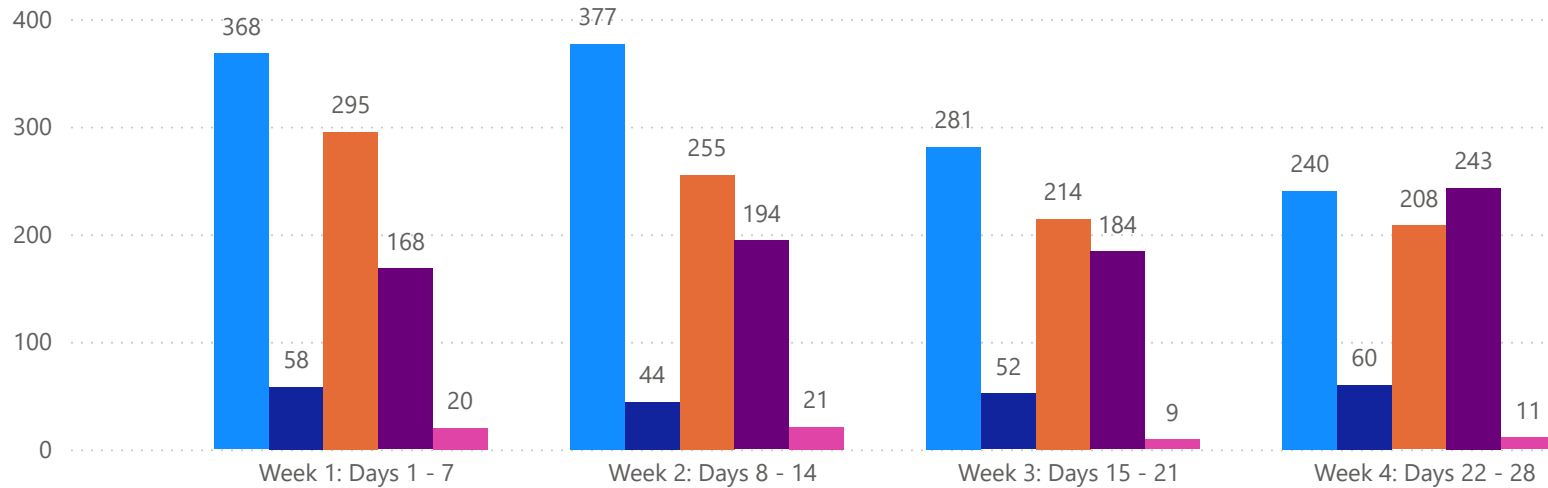


4 WEEK REAL ESTATE MARKET REPORT

PASCO COUNTY - SINGLE FAMILY HOME

4/26/2026

MLS Status ● Active ● Canceled ● Pending ● Sold ● Temporarily Off-Market



All data is current as of today, though some MLS statuses may have changed from prior days.

TOTALS

MLS Status	4 Week Total
Active	1266
Canceled	214
Pending	972
Sold	789
Temporarily Off-Market	61

DAILY MARKET CHANGE

Category	Sum of Pasco
Back on the Market	2
New Listings	19
Price Decrease	17
Price Increase	0

*Back on Market can be from these sources - Pending, Temp Off Market, Cancelled and Expired Listing)

7 DAY SOLD COMPARISON

Closed Prior Year	Volume	Count
Friday, April 24, 2026	\$16,603,610	39
Thursday, April 23, 2026	\$16,906,728	36
Wednesday, April 22, 2026	\$11,431,345	27
Tuesday, April 21, 2026	\$8,839,513	21
Monday, April 20, 2026	\$18,957,821	45
Total	\$72,739,017	168

Closed Prior Year	Volume	Count
Friday, April 25, 2025	\$29,357,054	77
Thursday, April 24, 2025	\$20,451,535	47
Wednesday, April 23, 2025	\$14,549,260	37
Tuesday, April 22, 2025	\$13,430,436	31
Monday, April 21, 2025	\$14,469,803	36
Saturday, April 19, 2025	\$326,745	1
Total	\$92,584,833	229

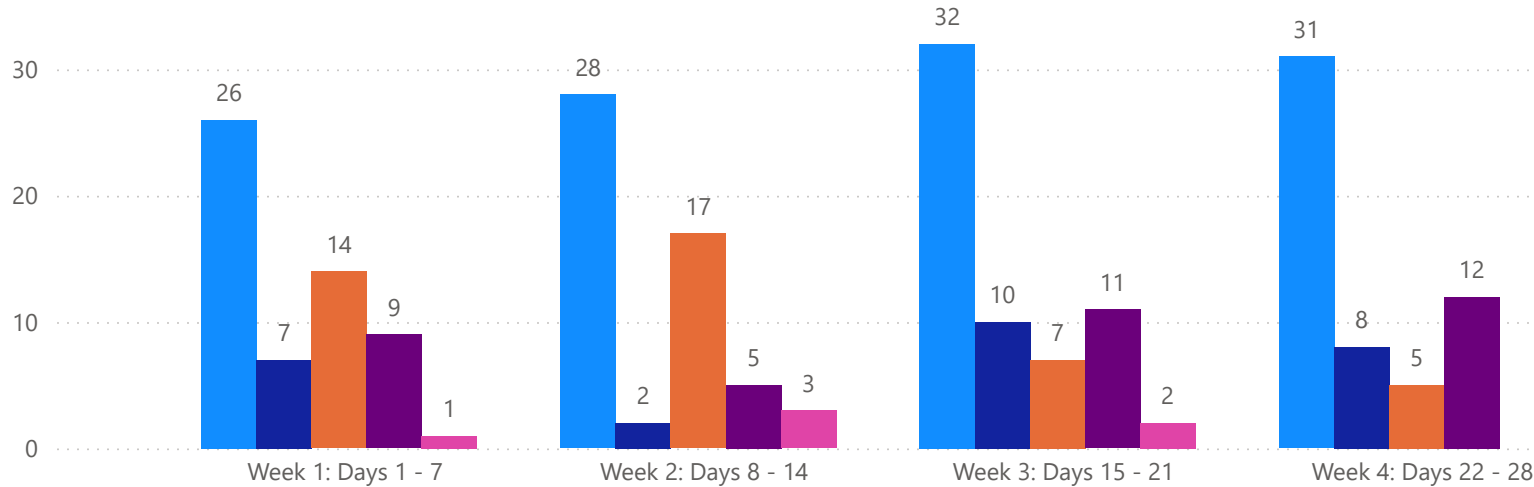


4 WEEK REAL ESTATE MARKET REPORT

PASCO COUNTY - CONDO

4/26/2026

MLS Status ● Active ● Canceled ● Pending ● Sold ● Temporarily Off-Market



All data is current as of today, though some MLS statuses may have changed from prior days.

TOTALS

MLS Status	4 Week Total
Active	117
Canceled	27
Pending	43
Sold	37
Temporarily Off-Market	6

DAILY MARKET CHANGE

Category	Sum of Pasco
Back on the Market	0
New Listings	0
Price Decrease	2
Price Increase	0

*Back on Market can be from these sources - Pending, Temp Off Market, Cancelled and Expired Listing)

7 DAY SOLD COMPARISON

Closed Prior Year	Volume	Count	Closed Prior Year	Volume	Count
Friday, April 24, 2026	\$115,000	1	Friday, April 25, 2025	\$200,000	1
Thursday, April 23, 2026	\$113,000	1	Thursday, April 24, 2025	\$385,000	3
Wednesday, April 22, 2026	\$367,500	2	Wednesday, April 23, 2025	\$146,000	1
Tuesday, April 21, 2026	\$560,000	4	Tuesday, April 22, 2025	\$611,900	4
Monday, April 20, 2026	\$85,000	1	Monday, April 21, 2025	\$705,000	4
Total	\$1,240,500	9	Total	\$2,047,900	13

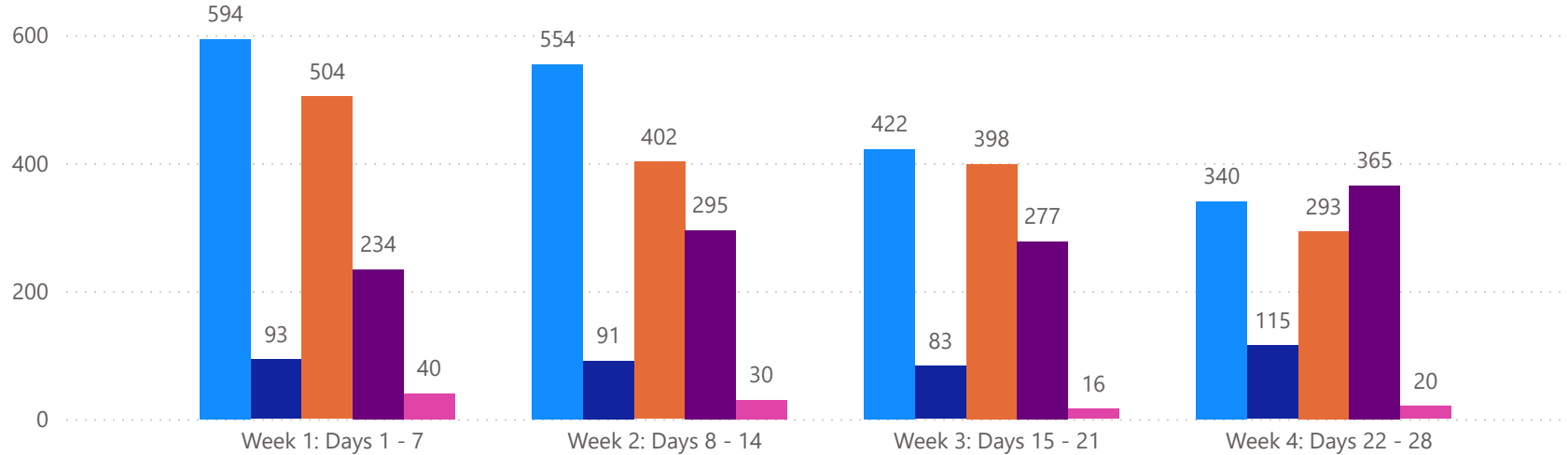


4 WEEK REAL ESTATE MARKET REPORT

HILLSBOROUGH COUNTY - SINGLE FAMILY HOME

4/26/2026

MLS Status ● Active ● Canceled ● Pending ● Sold ● Temporarily Off-Market



All data is current as of today, though some MLS statuses may have changed from prior days.

TOTALS

MLS Status	4 Week Total
Active	1910
Canceled	382
Pending	1597
Sold	1171
Temporarily Off-Market	106

DAILY MARKET CHANGE

Category	Sum of Hillsborough	*Back on Market can be from these sources - Pending, Temp Off Market, Cancelled and Expired Listing)
Back on the Market	5	
New Listings	18	
Price Decrease	30	
Price Increase	5	

7 DAY SOLD COMPARISON

Closed Prior Year	Volume	Count	Closed Prior Year	Volume	Count
Saturday, April 25, 2026	\$1,270,000	2	Friday, April 25, 2025	\$61,664,454	103
Friday, April 24, 2026	\$41,154,860	63	Thursday, April 24, 2025	\$28,739,690	58
Thursday, April 23, 2026	\$22,902,900	36	Wednesday, April 23, 2025	\$21,441,500	42
Wednesday, April 22, 2026	\$17,720,565	35	Tuesday, April 22, 2025	\$25,406,820	54
Tuesday, April 21, 2026	\$19,844,420	40	Monday, April 21, 2025	\$31,001,827	62
Monday, April 20, 2026	\$28,508,165	58	Sunday, April 20, 2025	\$465,000	1
Total	\$131,400,910	234	Saturday, April 19, 2025	\$2,715,000	3
			Total	\$171,434,291	323

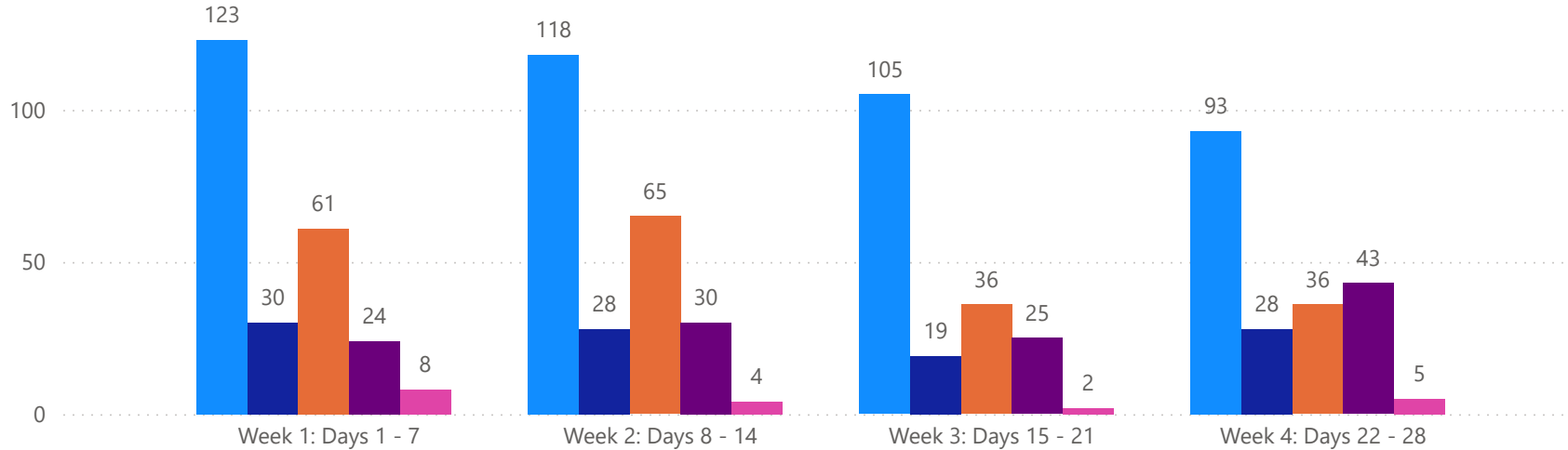


4 WEEK REAL ESTATE MARKET REPORT

HILLSBOROUGH COUNTY - CONDO

4/26/2026

MLS Status ● Active ● Canceled ● Pending ● Sold ● Temporarily Off-Market



All data is current as of today, though some MLS statuses may have changed from prior days.

TOTALS

MLS Status	4 Week Total
Active	439
Canceled	105
Pending	198
Sold	122
Temporarily Off-Market	19

DAILY MARKET CHANGE

Category	Sum of Hillsborough	*Back on Market can be from these sources - Pending, Temp Off Market, Cancelled and Expired Listing)
Back on the Market	1	
New Listings	2	
Price Decrease	10	
Price Increase	0	

7 DAY SOLD COMPARISON

Closed Prior Year	Volume	Count
Friday, April 24, 2026	\$1,532,400	6
Thursday, April 23, 2026	\$3,453,000	7
Wednesday, April 22, 2026	\$1,357,500	4
Tuesday, April 21, 2026	\$619,500	4
Monday, April 20, 2026	\$641,000	3
Total	\$7,603,400	24

Closed Prior Year	Volume	Count
Friday, April 25, 2025	\$2,601,700	8
Thursday, April 24, 2025	\$2,487,000	9
Wednesday, April 23, 2025	\$777,000	4
Tuesday, April 22, 2025	\$1,187,000	4
Monday, April 21, 2025	\$911,500	4
Sunday, April 20, 2025	\$510,000	1
Saturday, April 19, 2025	\$173,000	1
Total	\$8,647,200	31

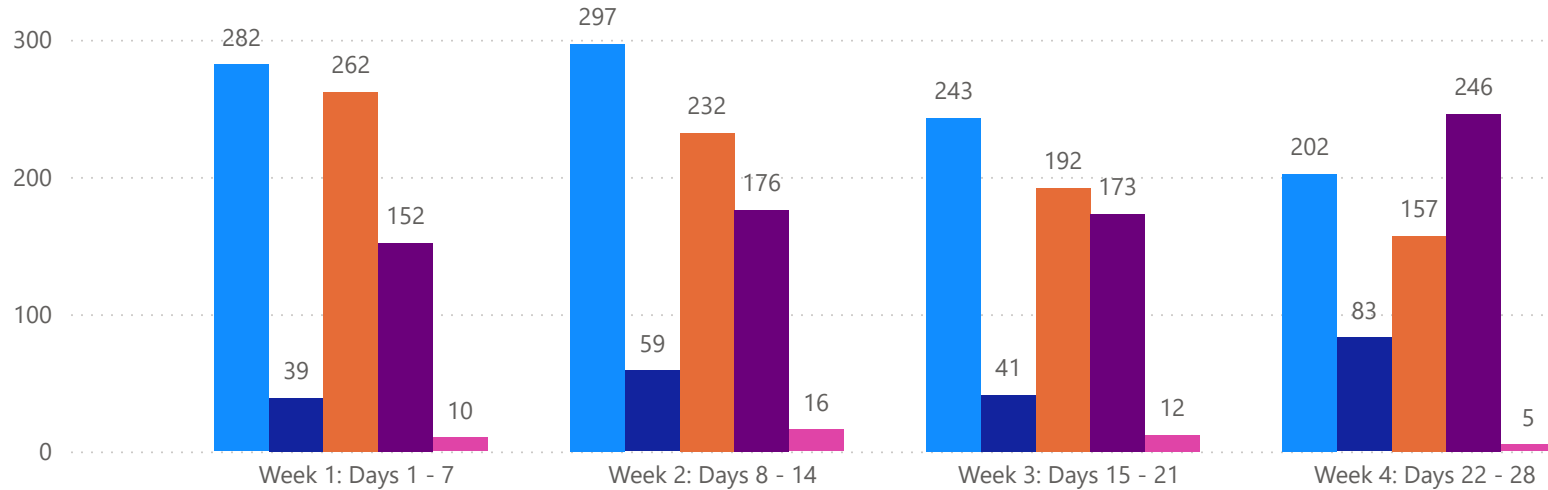


4 WEEK REAL ESTATE MARKET REPORT

SARASOTA COUNTY - SINGLE FAMILY HOME

4/26/2026

MLSStatus ● Active ● Canceled ● Pending ● Sold ● Temporarily Off-Market



All data is current as of today, though some MLS statuses may have changed from prior days.

TOTALS

MLS Status	4 Week Total
Active	1024
Canceled	222
Pending	843
Sold	747
Temporarily Off-Market	43

DAILY MARKET CHANGE

Category	Sum of Sarasota
Back on the Market	5
New Listings	9
Price Decrease	16
Price Increase	0

*Back on Market can be from these sources - Pending, Temp Off Market, Cancelled and Expired Listing)

7 DAY SOLD COMPARISON

Closed Prior Year	Volume	Count	Closed Prior Year	Volume	Count
Friday, April 24, 2026	\$22,598,465	32	Friday, April 25, 2025	\$34,574,829	62
Thursday, April 23, 2026	\$15,397,301	24	Thursday, April 24, 2025	\$22,722,514	36
Wednesday, April 22, 2026	\$20,759,889	22	Wednesday, April 23, 2025	\$23,514,618	29
Tuesday, April 21, 2026	\$20,276,288	34	Tuesday, April 22, 2025	\$30,116,175	32
Monday, April 20, 2026	\$38,877,705	40	Monday, April 21, 2025	\$22,789,475	27
Total	\$117,909,648	152	Sunday, April 20, 2025	\$300,000	1
			Saturday, April 19, 2025	\$275,298	1
			Total	\$134,292,909	188

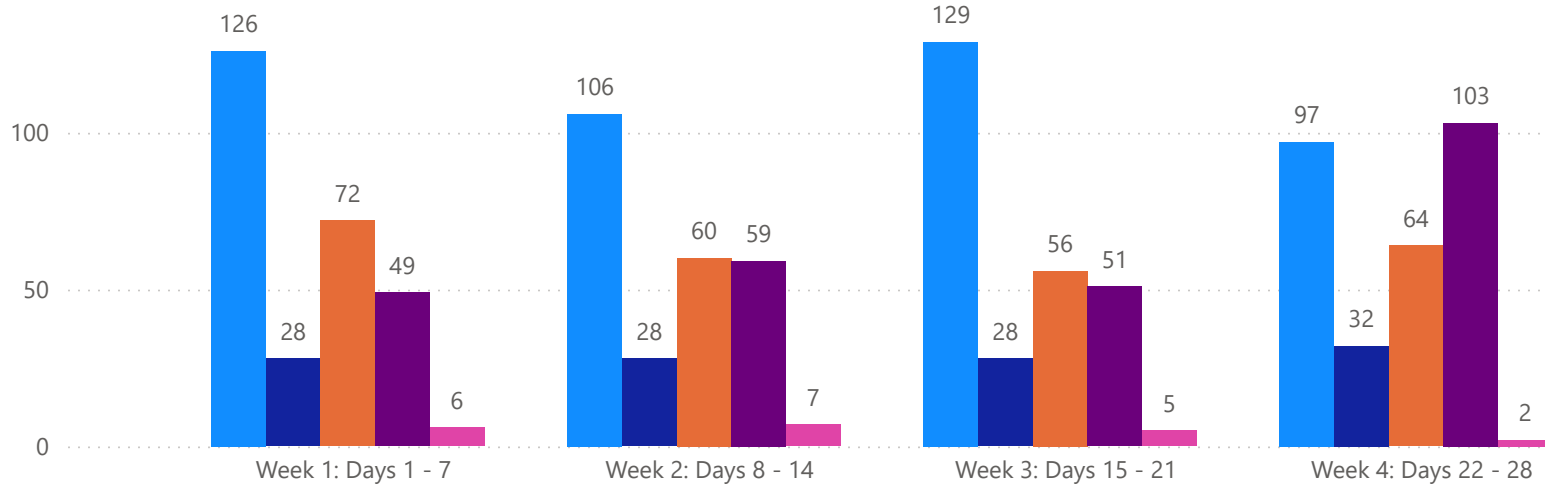


4 WEEK REAL ESTATE MARKET REPORT

SARASOTA COUNTY - CONDO

4/26/2026

MLS Status ● Active ● Canceled ● Pending ● Sold ● Temporarily Off-Market



All data is current as of today, though some MLS statuses may have changed from prior days.

TOTALS

MLS Status	4 Week Total
Active	458
Canceled	116
Pending	252
Sold	262
Temporarily Off-Market	20

DAILY MARKET CHANGE

Category	Sum of Sarasota
Back on the Market	0
New Listings	7
Price Decrease	6
Price Increase	0

*Back on Market can be from these sources - Pending, Temp Off Market, Cancelled and Expired Listing)

7 DAY SOLD COMPARISON

Closed Prior Year	Volume	Count
Friday, April 24, 2026	\$4,149,000	10
Thursday, April 23, 2026	\$10,526,490	11
Wednesday, April 22, 2026	\$7,709,900	14
Tuesday, April 21, 2026	\$2,558,500	7
Monday, April 20, 2026	\$6,198,998	7
Total	\$31,142,888	49

Closed Prior Year	Volume	Count
Friday, April 25, 2025	\$8,392,098	14
Thursday, April 24, 2025	\$5,354,496	14
Wednesday, April 23, 2025	\$3,427,600	8
Tuesday, April 22, 2025	\$5,931,000	9
Monday, April 21, 2025	\$11,525,000	12
Sunday, April 20, 2025	\$355,000	1
Total	\$34,985,194	58

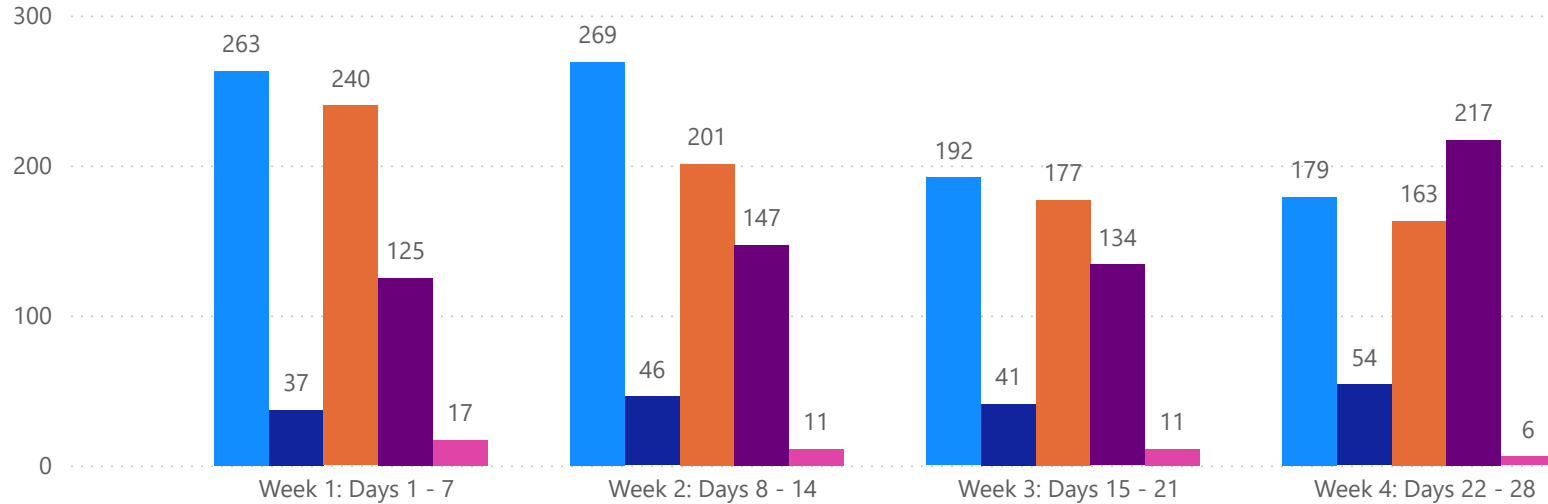


4 WEEK REAL ESTATE MARKET REPORT

MANATEE COUNTY - SINGLE FAMILY HOME

4/26/2026

MLS Status ● Active ● Canceled ● Pending ● Sold ● Temporarily Off-Market



All data is current as of today, though some MLS statuses may have changed from prior days.

TOTALS

MLS Status	4 Week Total
Active	903
Canceled	178
Pending	781
Sold	623
Temporarily Off-Market	45

DAILY MARKET CHANGE

Category	Sum of Manatee
Back on the Market	0
New Listings	6
Price Decrease	12
Price Increase	0

*Back on Market can be from these sources - Pending, Temp Off Market, Cancelled and Expired Listing)

7 DAY SOLD COMPARISON

Closed Prior Year	Volume	Count
Friday, April 24, 2026	\$16,545,023	26
Thursday, April 23, 2026	\$16,959,020	21
Wednesday, April 22, 2026	\$19,442,099	28
Tuesday, April 21, 2026	\$11,776,399	20
Monday, April 20, 2026	\$17,569,488	30
Total	\$82,292,029	125

Closed Prior Year	Volume	Count
Friday, April 25, 2025	\$34,816,759	66
Thursday, April 24, 2025	\$17,531,626	29
Wednesday, April 23, 2025	\$19,098,202	29
Tuesday, April 22, 2025	\$15,799,370	30
Monday, April 21, 2025	\$14,513,844	24
Sunday, April 20, 2025	\$1,600,000	1
Saturday, April 19, 2025	\$1,080,881	3
Total	\$104,440,682	182

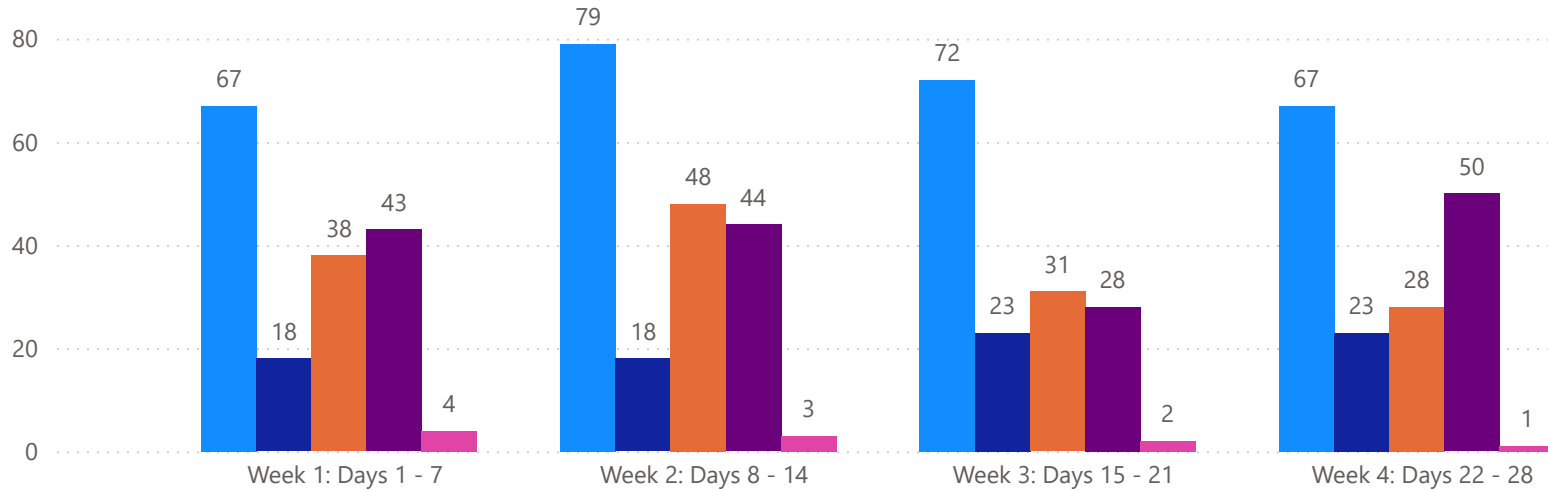


4 WEEK REAL ESTATE MARKET REPORT

MANATEE COUNTY - CONDO

4/26/2026

MLS Status ● Active ● Canceled ● Pending ● Sold ● Temporarily Off-Market



TOTALS

MLS Status	4 Week Total
Active	285
Canceled	82
Pending	145
Sold	165
Temporarily Off-Market	10

DAILY MARKET CHANGE

Category	Sum of Manatee
Back on the Market	1
New Listings	1
Price Decrease	4
Price Increase	0

*Back on Market can be from these sources - Pending, Temp Off Market, Cancelled and Expired Listing)

7 DAY SOLD COMPARISON

Closed Prior Year	Volume	Count	Closed Prior Year	Volume	Count
Friday, April 24, 2026	\$2,380,000	9	Friday, April 25, 2025	\$4,873,500	7
Thursday, April 23, 2026	\$2,061,117	7	Thursday, April 24, 2025	\$1,682,500	5
Wednesday, April 22, 2026	\$3,701,700	9	Wednesday, April 23, 2025	\$2,267,000	5
Tuesday, April 21, 2026	\$2,614,400	9	Tuesday, April 22, 2025	\$1,268,750	5
Monday, April 20, 2026	\$2,966,000	9	Monday, April 21, 2025	\$1,457,000	4
Total	\$13,723,217	43	Total	\$11,548,750	26

