



4 WEEK REAL ESTATE MARKET REPORT

Tuesday, April 28, 2026

As of: Wednesday, April 29, 2026

- 1 Report Breakdown
- 2 Cumulative Tampa Bay Report - Single Family Home
- 3 Cumulative Tampa Bay Report - Condominium
- 4 Pinellas County - Single Family Home
- 5 Pinellas County - Condominium
- 6 Pasco County - Single Family Home
- 7 Pasco County - Condominium
- 8 Hillsborough County - Single Family Home
- 9 Hillsborough County - Condominium
- 10 Sarasota County - Single Family Home
- 11 Sarasota County - Condominium
- 12 Manatee County - Single Family Home
- 13 Manatee County - Condominium

4 WEEK REAL ESTATE MARKET REPORT

REPORT BREAKDOWN

Tuesday, April 28, 2026

as of: 4/29/2026

Day 1	Tuesday, April 28, 2026
Day 2	Monday, April 27, 2026
Day 3	Sunday, April 26, 2026
Day 4	Saturday, April 25, 2026
Day 5	Friday, April 24, 2026
Day 6	Wednesday, April 29, 2026
Day 7	Tuesday, April 28, 2026
Day 8	Monday, April 27, 2026
Day 9	Sunday, April 26, 2026
Day 10	Saturday, April 25, 2026
Day 11	Friday, April 24, 2026
Day 12	Thursday, April 23, 2026
Day 13	Wednesday, April 22, 2026
Day 14	Tuesday, April 21, 2026
Day 15	Monday, April 20, 2026
Day 16	Sunday, April 19, 2026
Day 17	Saturday, April 18, 2026
Day 18	Friday, April 17, 2026
Day 19	Thursday, April 16, 2026
Day 20	Wednesday, April 15, 2026
Day 21	Tuesday, April 14, 2026
Day 22	Monday, April 13, 2026
Day 23	Sunday, April 12, 2026
Day 24	Saturday, April 11, 2026
Day 25	Friday, April 10, 2026
Day 26	Thursday, April 9, 2026
Day 27	Wednesday, April 8, 2026
Day 28	Tuesday, April 7, 2026

REPORT BREAKDOWN

GRAPH:

Active - Newly listed during the date range

Pending - Status changed to 'pending' during the date range

Sold - Closed during the date range

Canceled - Canceled during the date range

Temp off Market - Status changed to 'temp' off market' during the date range

The date ranges are not cumulative.

Day 1: Tuesday, April 28, 2026

Day 28: Tuesday, April 7, 2026

TOTALS:

4 Weeks: The summation of each date range (Day 1 - Day 28)

Market Changes

Day 1's New Listings, Price Increase, Price Decreases and Back on Market

Manatee County - Single Family Home

7 Day Sold Comparison

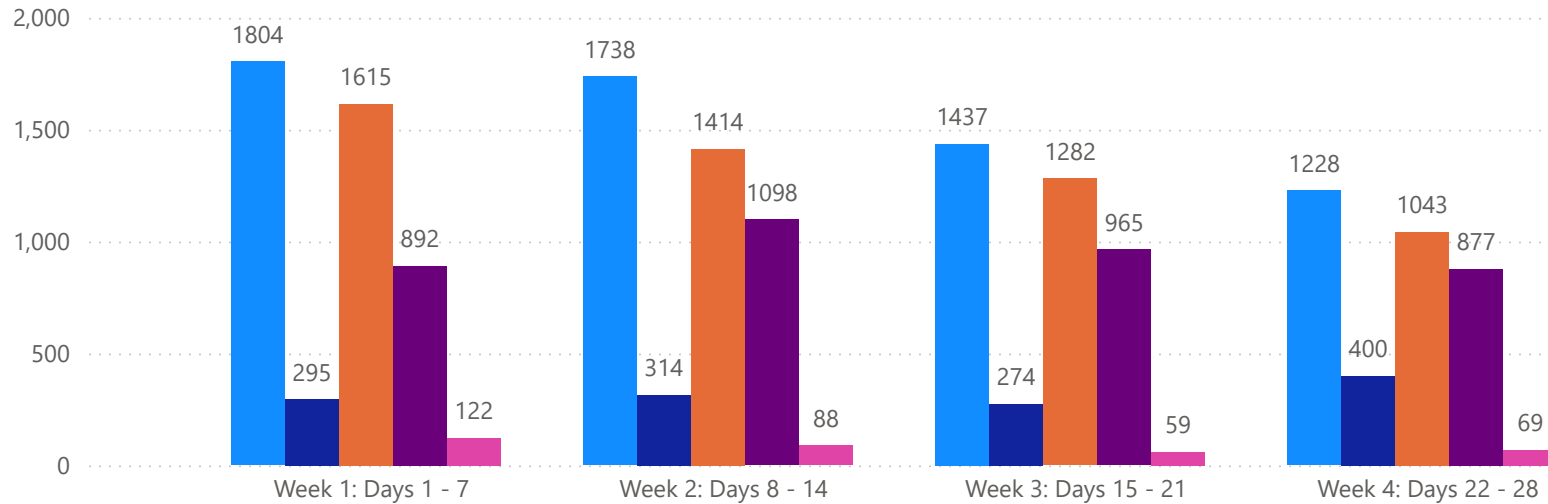
Compares the sold amount and volume in the last 7 days against the same timeframe in the prior year and days 8 - days 14.

4 WEEK REAL ESTATE MARKET REPORT

TAMPA BAY - SINGLE FAMILY HOME

4/28/2026

MLS Status ● Active ● Canceled ● Pending ● Sold ● Temporarily Off-Market



All data is current as of today, though some MLS statuses may have changed from prior days.

TOTALS

MLS Status	4 Week Total
Active	6207
Canceled	1283
Pending	5354
Sold	3832
Temporarily Off-Market	338

DAILY MARKET CHANGE

Category	Sum of Total	
Back on the Market	22	*Back on Market can be from these sources - Pending, Temp Off Market, Cancelled and Expired Listing)
New Listings	57	
Price Decrease	108	
Price Increase	8	

7 DAY SOLD COMPARISON

Closed Prior Year	Volume	Count	Closed Prior Year	Volume	Count
Tuesday, April 28, 2026	\$72,795,799	105	Sunday, April 27, 2025	\$839,900	2
Monday, April 27, 2026	\$139,448,253	187	Saturday, April 26, 2025	\$5,238,380	11
Sunday, April 26, 2026	\$770,000	2	Friday, April 25, 2025	\$196,155,395	377
Saturday, April 25, 2026	\$1,270,000	2	Thursday, April 24, 2025	\$114,846,764	209
Friday, April 24, 2026	\$180,738,162	294	Wednesday, April 23, 2025	\$94,062,480	165
Thursday, April 23, 2026	\$95,000,613	160	Tuesday, April 22, 2025	\$100,349,601	173
Wednesday, April 22, 2026	\$85,815,898	142	Monday, April 21, 2025	\$103,874,609	191
Total	\$575,838,725	892	Total	\$615,367,129	1128

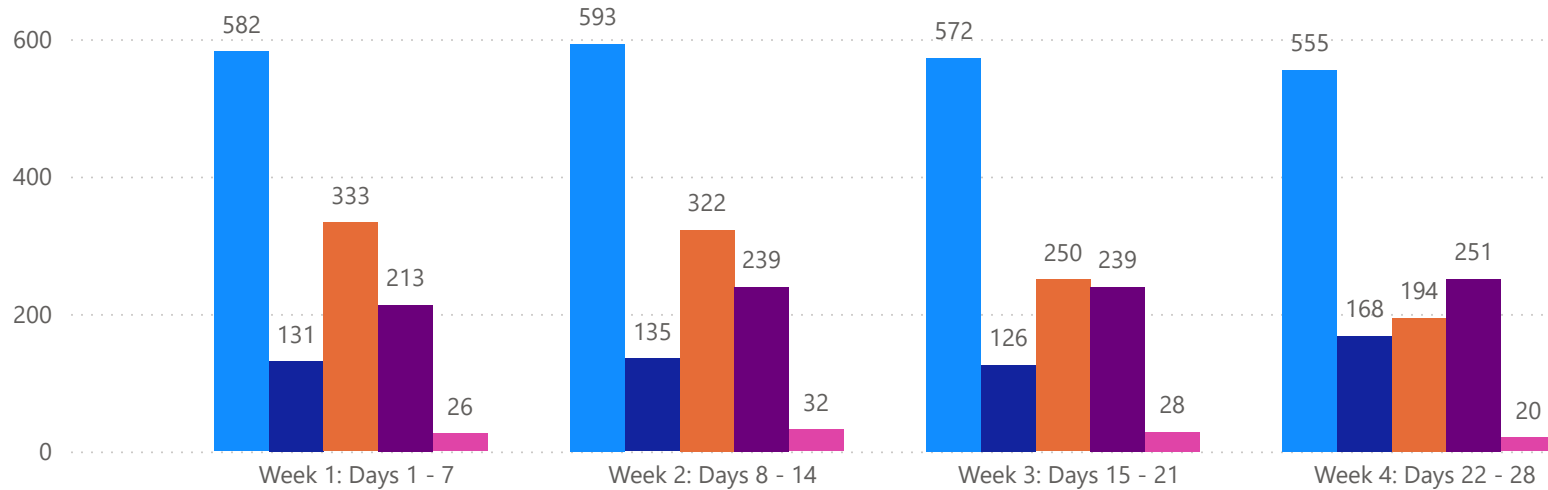


4 WEEK REAL ESTATE MARKET REPORT

TAMPA BAY - CONDO

4/28/2026

MLS Status ● Active ● Canceled ● Pending ● Sold ● Temporarily Off-Market



All data is current as of today, though some MLS statuses may have changed from prior days.

TOTALS

MLS Status	4 Week Total
Active	2302
Canceled	560
Pending	1099
Sold	942
Temporarily Off-Market	106

DAILY MARKET CHANGE

Category	Sum of Total
Back on the Market	3
New Listings	28
Price Decrease	40
Price Increase	1

*Back on Market can be from these sources - Pending, Temp Off Market, Cancelled and Expired Listing)

7 DAY SOLD COMPARISON

Closed Prior Year	Volume	Count	Closed Prior Year	Volume	Count
Tuesday, April 28, 2026	\$18,403,000	24	Saturday, April 26, 2025	\$964,000	2
Monday, April 27, 2026	\$15,346,675	36	Friday, April 25, 2025	\$26,684,698	62
Friday, April 24, 2026	\$22,342,425	65	Thursday, April 24, 2025	\$16,382,962	44
Thursday, April 23, 2026	\$23,943,307	39	Wednesday, April 23, 2025	\$11,790,300	31
Wednesday, April 22, 2026	\$34,294,530	49	Tuesday, April 22, 2025	\$14,081,650	36
Total	\$114,329,937	213	Monday, April 21, 2025	\$20,911,200	37
			Total	\$90,814,810	212

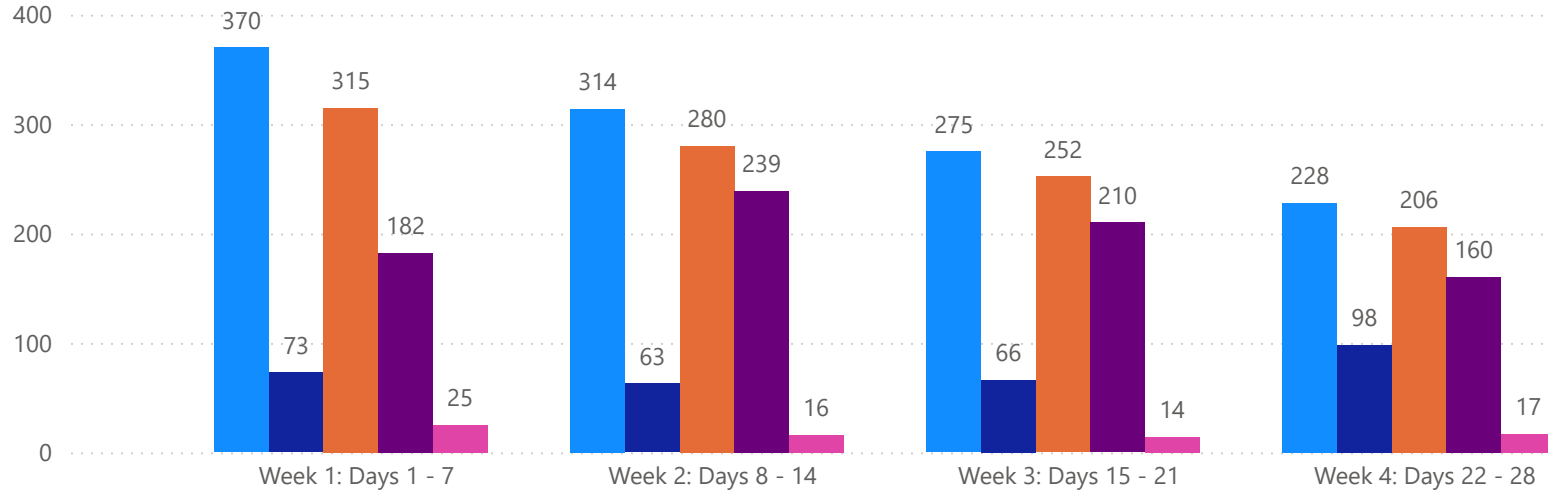


4 WEEK REAL ESTATE MARKET REPORT

PINELLAS COUNTY - SINGLE FAMILY HOME

4/28/2026

MLS Status ● Active ● Canceled ● Pending ● Sold ● Temporarily Off-Market



All data is current as of today, though some MLS statuses may have changed from prior days.

TOTALS

MLS Status	4 Week Total
Active	1187
Canceled	300
Pending	1053
Sold	791
Temporarily Off-Market	72

DAILY MARKET CHANGE

Category	Sum of Pinellas
Back on the Market	12
New Listings	45
Price Decrease	53
Price Increase	1

*Back on Market can be from these sources - Pending, Temp Off Market, Cancelled and Expired Listing)

7 DAY SOLD COMPARISON

Closed Prior Year	Volume	Count	Closed Prior Year	Volume	Count
Tuesday, April 28, 2026	\$15,969,375	23	Sunday, April 27, 2025	\$425,000	1
Monday, April 27, 2026	\$33,428,340	42	Saturday, April 26, 2025	\$1,649,000	3
Friday, April 24, 2026	\$43,178,400	56	Friday, April 25, 2025	\$35,742,299	69
Thursday, April 23, 2026	\$19,751,095	34	Thursday, April 24, 2025	\$25,401,399	39
Wednesday, April 22, 2026	\$14,037,000	27	Wednesday, April 23, 2025	\$15,458,900	28
Total	\$126,364,210	182	Tuesday, April 22, 2025	\$15,596,800	26
			Monday, April 21, 2025	\$21,099,660	42
			Total	\$115,373,058	208

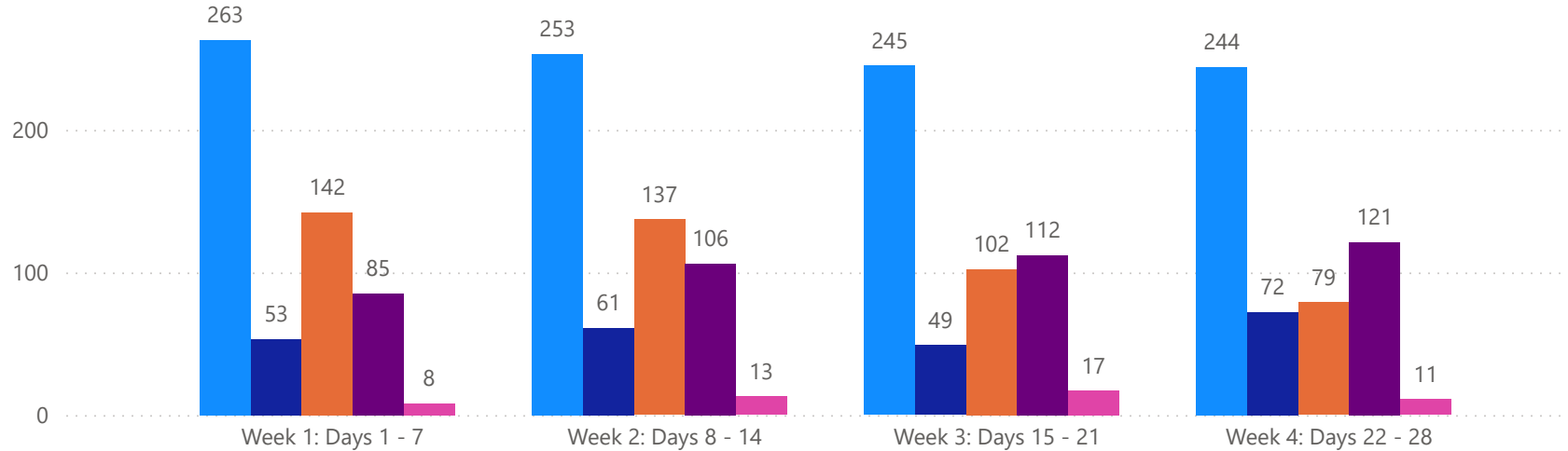


4 WEEK REAL ESTATE MARKET REPORT

PINELLAS COUNTY - CONDO

4/28/2026

MLS Status ● Active ● Canceled ● Pending ● Sold ● Temporarily Off-Market



All data is current as of today, though some MLS statuses may have changed from prior days.

TOTALS

MLS Status	4 Week Total
Active	1005
Canceled	235
Pending	460
Sold	424
Temporarily Off-Market	49

DAILY MARKET CHANGE

Category	Sum of Pinellas
Back on the Market	9
New Listings	21
Price Decrease	42
Price Increase	2

*Back on Market can be from these sources - Pending, Temp Off Market, Cancelled and Expired Listing)

7 DAY SOLD COMPARISON

Closed Prior Year	Volume	Count	Closed Prior Year	Volume	Count
Tuesday, April 28, 2026	\$15,365,000	15	Friday, April 25, 2025	\$10,617,400	32
Monday, April 27, 2026	\$2,098,325	8	Thursday, April 24, 2025	\$6,473,966	13
Friday, April 24, 2026	\$12,136,175	30	Wednesday, April 23, 2025	\$5,172,700	13
Thursday, April 23, 2026	\$7,529,800	12	Tuesday, April 22, 2025	\$5,083,000	14
Wednesday, April 22, 2026	\$21,157,930	20	Monday, April 21, 2025	\$6,312,700	13
Total	\$58,287,230	85	Total	\$33,659,766	85

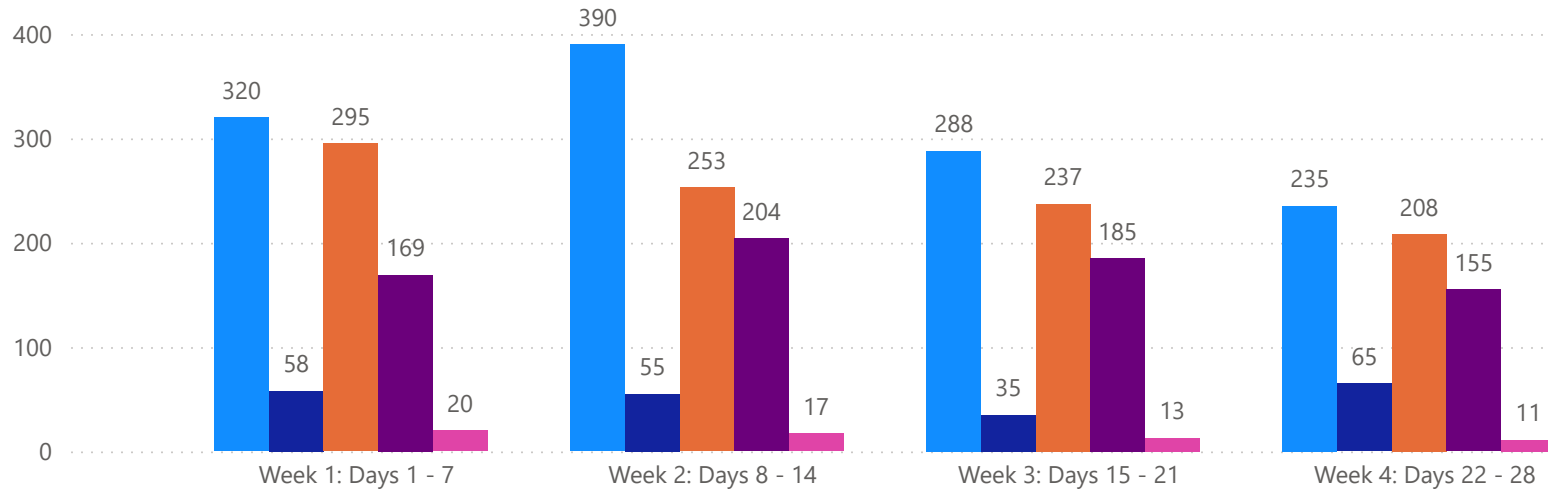


4 WEEK REAL ESTATE MARKET REPORT

PASCO COUNTY - SINGLE FAMILY HOME

4/28/2026

MLS Status ● Active ● Canceled ● Pending ● Sold ● Temporarily Off-Market



All data is current as of today, though some MLS statuses may have changed from prior days.

TOTALS

MLS Status	4 Week Total
Active	1233
Canceled	213
Pending	993
Sold	713
Temporarily Off-Market	61

DAILY MARKET CHANGE

Category	Sum of Pasco
Back on the Market	13
New Listings	34
Price Decrease	50
Price Increase	12

*Back on Market can be from these sources - Pending, Temp Off Market, Cancelled and Expired Listing)

7 DAY SOLD COMPARISON

Closed Prior Year	Volume	Count
Tuesday, April 28, 2026	\$4,487,960	11
Monday, April 27, 2026	\$14,494,277	37
Sunday, April 26, 2026	\$330,000	1
Friday, April 24, 2026	\$22,955,040	55
Thursday, April 23, 2026	\$17,181,198	37
Wednesday, April 22, 2026	\$11,651,345	28
Total	\$71,099,820	169

Closed Prior Year	Volume	Count
Sunday, April 27, 2025	\$414,900	1
Saturday, April 26, 2025	\$1,559,380	4
Friday, April 25, 2025	\$29,357,054	77
Thursday, April 24, 2025	\$20,451,535	47
Wednesday, April 23, 2025	\$14,549,260	37
Tuesday, April 22, 2025	\$13,430,436	31
Monday, April 21, 2025	\$14,469,803	36
Total	\$94,232,368	233

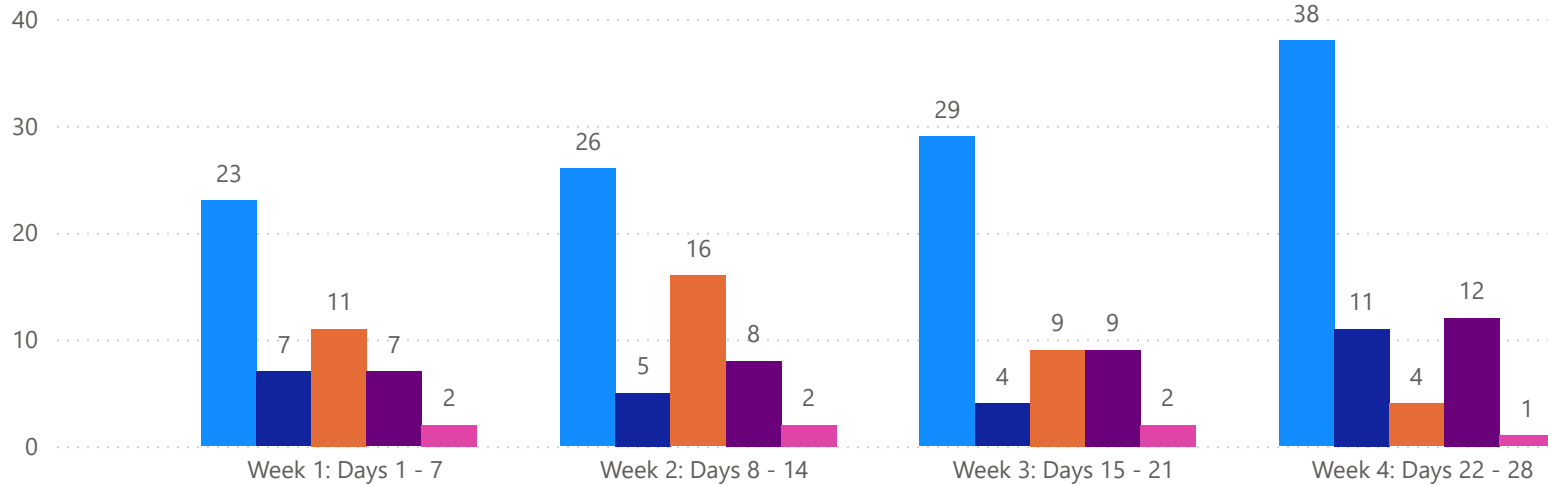


4 WEEK REAL ESTATE MARKET REPORT

PASCO COUNTY - CONDO

4/28/2026

MLSStatus ● Active ● Canceled ● Pending ● Sold ● Temporarily Off-Market



All data is current as of today, though some MLS statuses may have changed from prior days.

TOTALS

MLS Status	4 Week Total
Active	116
Canceled	27
Pending	40
Sold	36
Temporarily Off-Market	7

DAILY MARKET CHANGE


Category	Sum of Pasco
Back on the Market	0
New Listings	5
Price Decrease	6
Price Increase	0

*Back on Market can be from these sources - Pending, Temp Off Market, Cancelled and Expired Listing)

7 DAY SOLD COMPARISON

Closed Prior Year	Volume	Count
Monday, April 27, 2026	\$145,000	1
Friday, April 24, 2026	\$369,850	3
Thursday, April 23, 2026	\$113,000	1
Wednesday, April 22, 2026	\$367,500	2
Total	\$995,350	7

Closed Prior Year	Volume	Count
Saturday, April 26, 2025	\$114,000	1
Friday, April 25, 2025	\$200,000	1
Thursday, April 24, 2025	\$385,000	3
Wednesday, April 23, 2025	\$146,000	1
Tuesday, April 22, 2025	\$611,900	4
Monday, April 21, 2025	\$705,000	4
Total	\$2,161,900	14

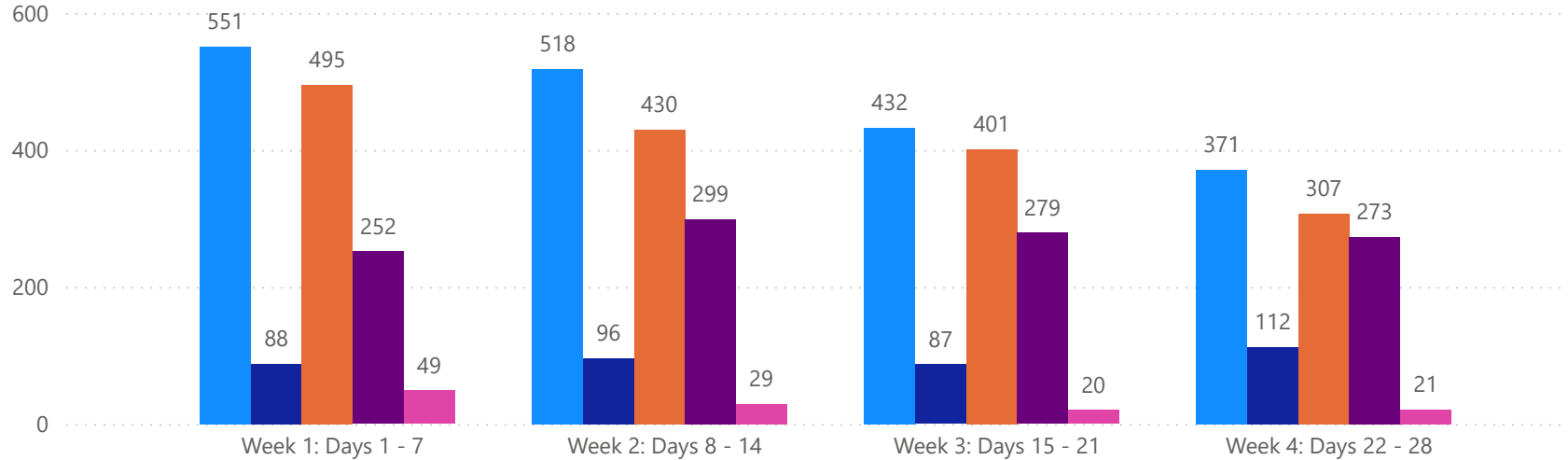


4 WEEK REAL ESTATE MARKET REPORT

HILLSBOROUGH COUNTY - SINGLE FAMILY HOME

4/28/2026

MLSStatus ● Active ● Canceled ● Pending ● Sold ● Temporarily Off-Market



All data is current as of today, though some MLS statuses may have changed from prior days.

TOTALS

MLS Status	4 Week Total
Active	1872
Canceled	383
Pending	1633
Sold	1103
Temporarily Off-Market	119

DAILY MARKET CHANGE

Category	Sum of Hillsborough	*Back on Market can be from these sources - Pending, Temp Off Market, Cancelled and Expired Listing)
Back on the Market	19	
New Listings	50	
Price Decrease	90	
Price Increase	5	

7 DAY SOLD COMPARISON

Closed Prior Year	Volume	Count	Closed Prior Year	Volume	Count
Tuesday, April 28, 2026	\$16,449,893	28	Saturday, April 26, 2025	\$1,365,000	3
Monday, April 27, 2026	\$44,118,877	52	Friday, April 25, 2025	\$61,664,454	103
Saturday, April 25, 2026	\$1,270,000	2	Thursday, April 24, 2025	\$28,739,690	58
Friday, April 24, 2026	\$61,488,945	95	Wednesday, April 23, 2025	\$21,441,500	42
Thursday, April 23, 2026	\$24,170,700	40	Tuesday, April 22, 2025	\$25,406,820	54
Wednesday, April 22, 2026	\$17,720,565	35	Monday, April 21, 2025	\$31,001,827	62
Total	\$165,218,980	252	Total	\$169,619,291	322

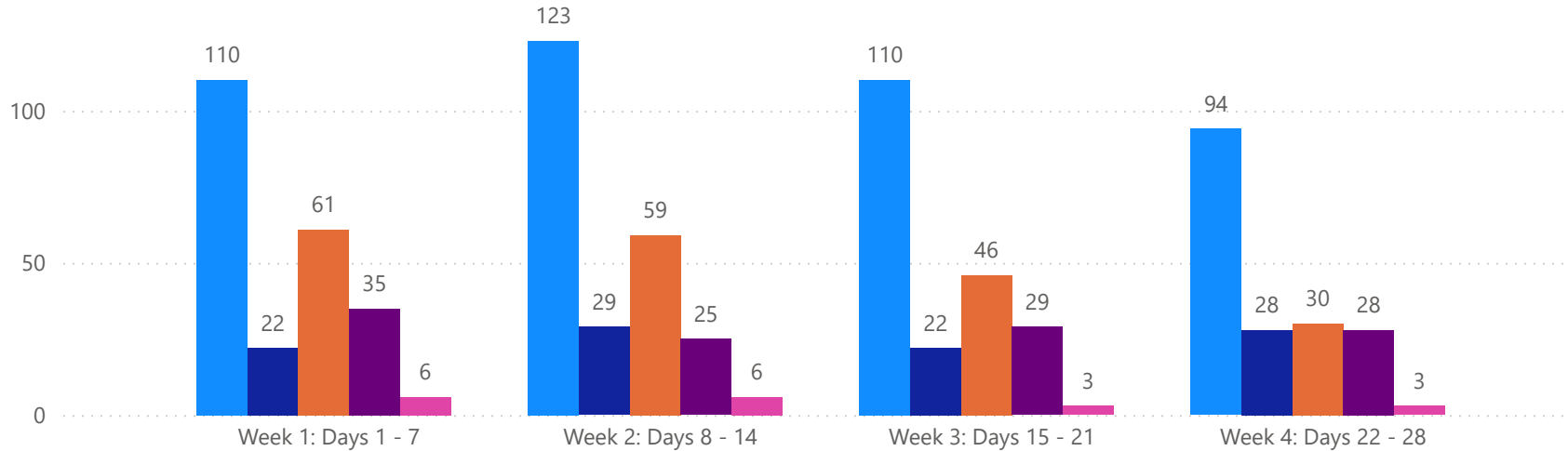


4 WEEK REAL ESTATE MARKET REPORT

HILLSBOROUGH COUNTY - CONDO

4/28/2026

MLS Status ● Active ● Canceled ● Pending ● Sold ● Temporarily Off-Market



All data is current as of today, though some MLS statuses may have changed from prior days.

TOTALS

MLS Status	4 Week Total
Active	437
Canceled	101
Pending	196
Sold	117
Temporarily Off-Market	18

DAILY MARKET CHANGE

Category	Sum of Hillsborough	*Back on Market can be from these sources - Pending, Temp Off Market, Canceled and Expired Listing)
Back on the Market	3	
New Listings	12	
Price Decrease	13	
Price Increase	1	

7 DAY SOLD COMPARISON

Closed Prior Year	Volume	Count	Closed Prior Year	Volume	Count
Tuesday, April 28, 2026	\$783,000	3	Friday, April 25, 2025	\$2,601,700	8
Monday, April 27, 2026	\$6,679,500	10	Thursday, April 24, 2025	\$2,487,000	9
Friday, April 24, 2026	\$2,497,400	10	Wednesday, April 23, 2025	\$777,000	4
Thursday, April 23, 2026	\$3,712,900	8	Tuesday, April 22, 2025	\$1,187,000	4
Wednesday, April 22, 2026	\$1,357,500	4	Monday, April 21, 2025	\$911,500	4
Total	\$15,030,300	35	Total	\$7,964,200	29

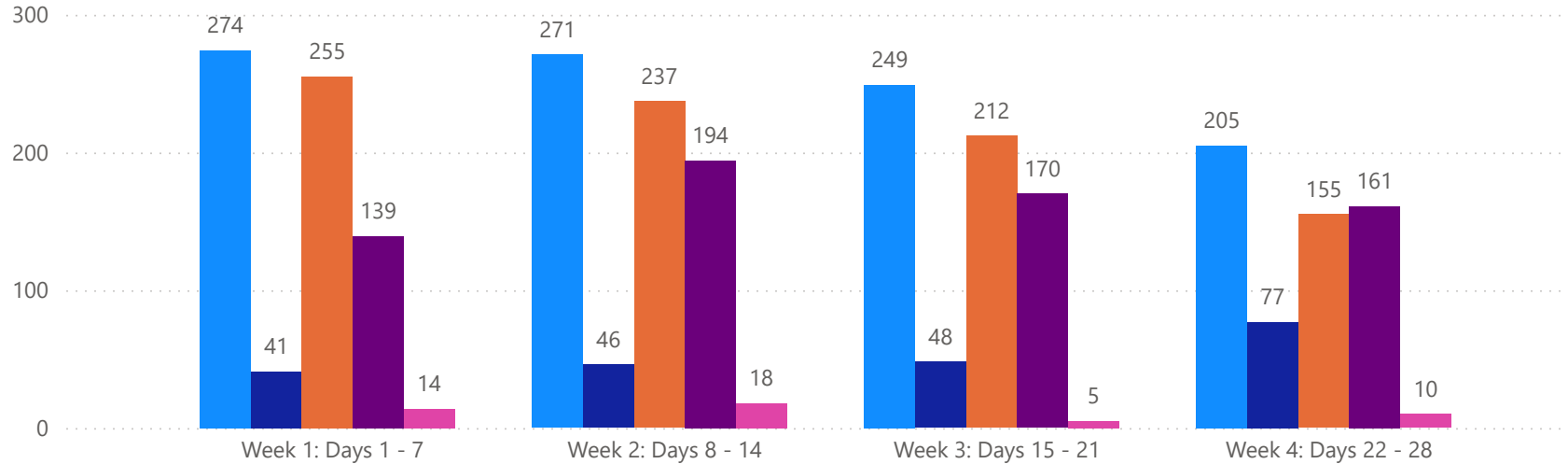


4 WEEK REAL ESTATE MARKET REPORT

SARASOTA COUNTY - SINGLE FAMILY HOME

4/28/2026

MLS Status ● Active ● Canceled ● Pending ● Sold ● Temporarily Off-Market



All data is current as of today, though some MLS statuses may have changed from prior days.

TOTALS

MLS Status	4 Week Total
Active	999
Canceled	212
Pending	859
Sold	664
Temporarily Off-Market	47

DAILY MARKET CHANGE

Category	Sum of Sarasota
Back on the Market	7
New Listings	38
Price Decrease	62
Price Increase	1

*Back on Market can be from these sources - Pending, Temp Off Market, Cancelled and Expired Listing)

7 DAY SOLD COMPARISON

Closed Prior Year	Volume	Count	Closed Prior Year	Volume	Count
Tuesday, April 28, 2026	\$17,748,189	20	Friday, April 25, 2025	\$34,574,829	62
Monday, April 27, 2026	\$24,688,274	29	Thursday, April 24, 2025	\$22,722,514	36
Friday, April 24, 2026	\$27,820,864	44	Wednesday, April 23, 2025	\$23,514,618	29
Thursday, April 23, 2026	\$15,397,301	24	Tuesday, April 22, 2025	\$30,116,175	32
Wednesday, April 22, 2026	\$20,759,889	22	Monday, April 21, 2025	\$22,789,475	27
Total	\$106,414,517	139	Total	\$133,717,611	186

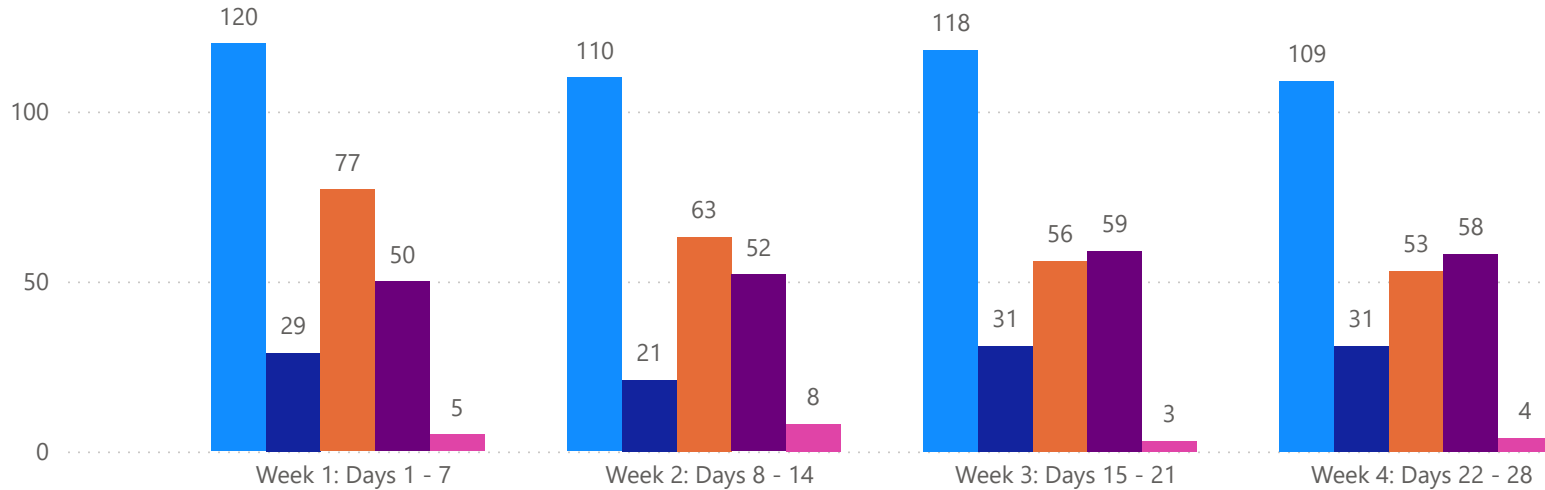


4 WEEK REAL ESTATE MARKET REPORT

SARASOTA COUNTY - CONDO

4/28/2026

MLS Status ● Active ● Canceled ● Pending ● Sold ● Temporarily Off-Market



All data is current as of today, though some MLS statuses may have changed from prior days.

TOTALS

MLS Status	4 Week Total
Active	457
Canceled	112
Pending	249
Sold	219
Temporarily Off-Market	20

DAILY MARKET CHANGE

Category	Sum of Sarasota
Back on the Market	1
New Listings	16
Price Decrease	20
Price Increase	1

*Back on Market can be from these sources - Pending, Temp Off Market, Cancelled and Expired Listing)

7 DAY SOLD COMPARISON

Closed Prior Year	Volume	Count	Closed Prior Year	Volume	Count
Tuesday, April 28, 2026	\$2,180,000	5	Friday, April 25, 2025	\$8,392,098	14
Monday, April 27, 2026	\$4,257,950	10	Thursday, April 24, 2025	\$5,354,496	14
Friday, April 24, 2026	\$4,149,000	10	Wednesday, April 23, 2025	\$3,427,600	8
Thursday, April 23, 2026	\$10,526,490	11	Tuesday, April 22, 2025	\$5,931,000	9
Wednesday, April 22, 2026	\$7,709,900	14	Monday, April 21, 2025	\$11,525,000	12
Total	\$28,823,340	50	Total	\$34,630,194	57

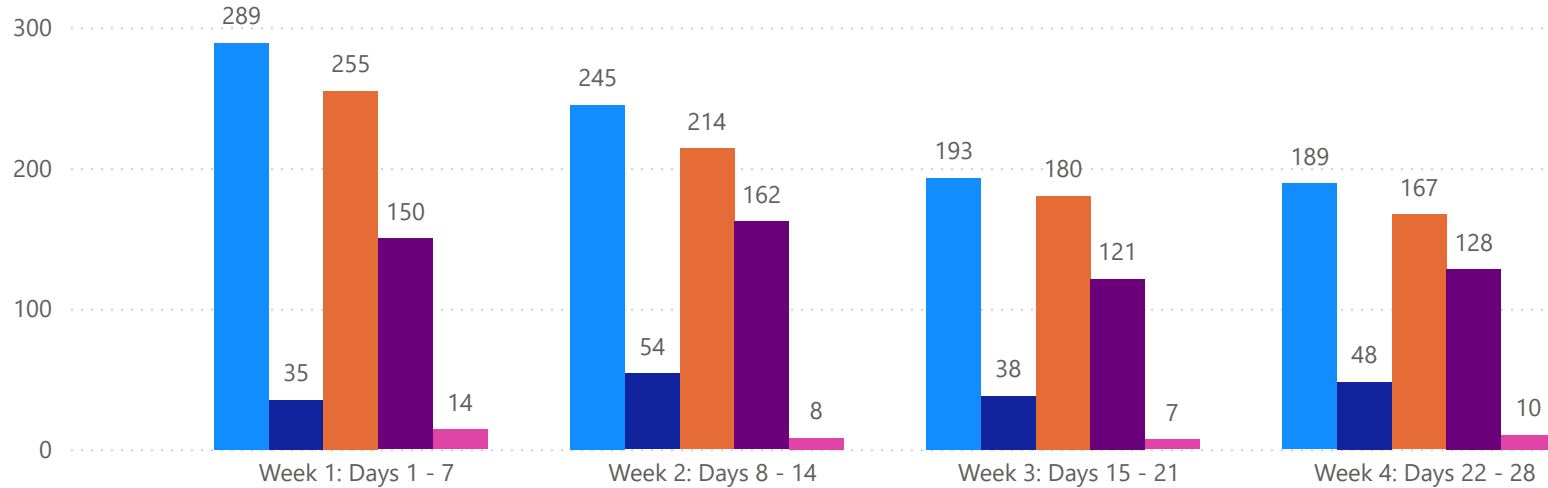


4 WEEK REAL ESTATE MARKET REPORT

MANATEE COUNTY - SINGLE FAMILY HOME

4/28/2026

MLS Status ● Active ● Canceled ● Pending ● Sold ● Temporarily Off-Market



All data is current as of today, though some MLS statuses may have changed from prior days.

TOTALS

MLS Status	4 Week Total
Active	916
Canceled	175
Pending	816
Sold	561
Temporarily Off-Market	39

DAILY MARKET CHANGE

Category	Sum of Manatee
Back on the Market	8
New Listings	42
Price Decrease	54
Price Increase	15

*Back on Market can be from these sources - Pending, Temp Off Market, Cancelled and Expired Listing)

7 DAY SOLD COMPARISON

Closed Prior Year	Volume	Count	Closed Prior Year	Volume	Count
Tuesday, April 28, 2026	\$18,140,382	23	Saturday, April 26, 2025	\$665,000	1
Monday, April 27, 2026	\$22,718,485	27	Friday, April 25, 2025	\$34,816,759	66
Sunday, April 26, 2026	\$440,000	1	Thursday, April 24, 2025	\$17,531,626	29
Friday, April 24, 2026	\$25,294,913	44	Wednesday, April 23, 2025	\$19,098,202	29
Thursday, April 23, 2026	\$18,500,319	25	Tuesday, April 22, 2025	\$15,799,370	30
Wednesday, April 22, 2026	\$21,647,099	30	Monday, April 21, 2025	\$14,513,844	24
Total	\$106,741,198	150	Total	\$102,424,801	179

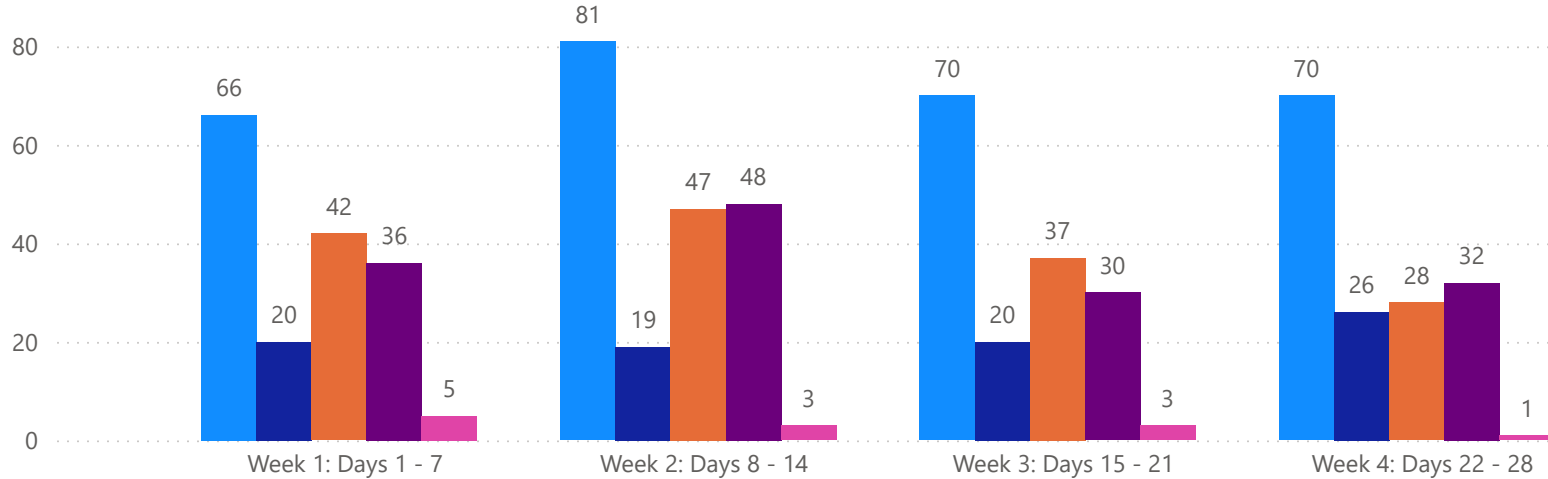


4 WEEK REAL ESTATE MARKET REPORT

MANATEE COUNTY - CONDO

4/28/2026

MLS Status ● Active ● Canceled ● Pending ● Sold ● Temporarily Off-Market



TOTALS

MLS Status	4 Week Total
Active	287
Canceled	85
Pending	154
Sold	146
Temporarily Off-Market	12

DAILY MARKET CHANGE

Category	Sum of Manatee
Back on the Market	2
New Listings	6
Price Decrease	25
Price Increase	0

*Back on Market can be from these sources - Pending, Temp Off Market, Cancelled and Expired Listing)

7 DAY SOLD COMPARISON

Closed Prior Year	Volume	Count
Tuesday, April 28, 2026	\$75,000	1
Monday, April 27, 2026	\$2,165,900	7
Friday, April 24, 2026	\$3,190,000	12
Thursday, April 23, 2026	\$2,061,117	7
Wednesday, April 22, 2026	\$3,701,700	9
Total	\$11,193,717	36

Closed Prior Year	Volume	Count
Saturday, April 26, 2025	\$850,000	1
Friday, April 25, 2025	\$4,873,500	7
Thursday, April 24, 2025	\$1,682,500	5
Wednesday, April 23, 2025	\$2,267,000	5
Tuesday, April 22, 2025	\$1,268,750	5
Monday, April 21, 2025	\$1,457,000	4
Total	\$12,398,750	27

