

SUNCOAST TAMPA ASSOCIATION OF REALTORS®

4 WEEK REAL ESTATE MARKET REPORT

Wednesday, April 29, 2026

As of: Thursday, April 30, 2026

- 1 Report Breakdown
- 2 Cumulative Tampa Bay Report - Single Family Home
- 3 Cumulative Tampa Bay Report - Condominium
- 4 Pinellas County - Single Family Home
- 5 Pinellas County - Condominium
- 6 Pasco County - Single Family Home
- 7 Pasco County - Condominium
- 8 Hillsborough County - Single Family Home
- 9 Hillsborough County - Condominium
- 10 Sarasota County - Single Family Home
- 11 Sarasota County - Condominium
- 12 Manatee County - Single Family Home
- 13 Manatee County - Condominium

4 WEEK REAL ESTATE MARKET REPORT

REPORT BREAKDOWN

Wednesday, April 29, 2026

as of: 4/30/2026

Day 1	Wednesday, April 29, 2026
Day 2	Tuesday, April 28, 2026
Day 3	Monday, April 27, 2026
Day 4	Sunday, April 26, 2026
Day 5	Saturday, April 25, 2026
Day 6	Thursday, April 30, 2026
Day 7	Wednesday, April 29, 2026
Day 8	Tuesday, April 28, 2026
Day 9	Monday, April 27, 2026
Day 10	Sunday, April 26, 2026
Day 11	Saturday, April 25, 2026
Day 12	Friday, April 24, 2026
Day 13	Thursday, April 23, 2026
Day 14	Wednesday, April 22, 2026
Day 15	Tuesday, April 21, 2026
Day 16	Monday, April 20, 2026
Day 17	Sunday, April 19, 2026
Day 18	Saturday, April 18, 2026
Day 19	Friday, April 17, 2026
Day 20	Thursday, April 16, 2026
Day 21	Wednesday, April 15, 2026
Day 22	Tuesday, April 14, 2026
Day 23	Monday, April 13, 2026
Day 24	Sunday, April 12, 2026
Day 25	Saturday, April 11, 2026
Day 26	Friday, April 10, 2026
Day 27	Thursday, April 9, 2026
Day 28	Wednesday, April 8, 2026

REPORT BREAKDOWN

GRAPH:

Active - Newly listed during the date range
Pending - Status changed to 'pending' during the date range
Sold - Closed during the date range
Canceled - Canceled during the date range
Temp off Market - Status changed to 'temp' off market' during the date range

The date ranges are not cumulative.

Day 1: Wednesday, April 29, 2026

Day 28: Wednesday, April 8, 2026

TOTALS:

4 Weeks: The summation of each date range (Day 1 - Day 28)

Market Changes

Day 1's New Listings, Price Increase, Price Decreases and Back on Market

Manatee County - Single Family Home

7 Day Sold Comparison

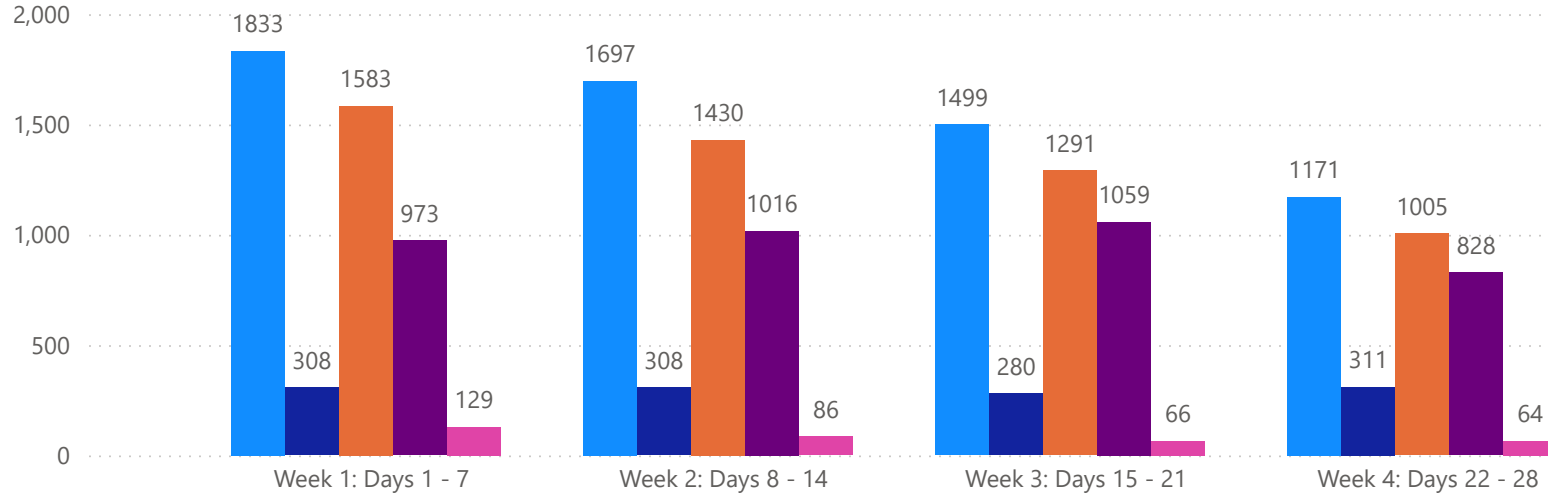
Compares the sold amount and volume in the last 7 days against the same timeframe in the prior year and days 8 - days 14.

4 WEEK REAL ESTATE MARKET REPORT

TAMPA BAY - SINGLE FAMILY HOME

4/29/2026

MLS Status ● Active ● Canceled ● Pending ● Sold ● Temporarily Off-Market



All data is current as of today, though some MLS statuses may have changed from prior days.

TOTALS

MLS Status	4 Week Total
Active	6200
Canceled	1207
Pending	5309
Sold	3876
Temporarily Off-Market	345

DAILY MARKET CHANGE

Category	Sum of Total
Back on the Market	22
New Listings	57
Price Decrease	108
Price Increase	8

*Back on Market can be from these sources - Pending, Temp Off Market, Cancelled and Expired Listing)

7 DAY SOLD COMPARISON

Closed Prior Year	Volume	Count	Closed Prior Year	Volume	Count
Wednesday, April 29, 2026	\$66,054,114	113	Monday, April 28, 2025	\$150,584,195	258
Tuesday, April 28, 2026	\$105,763,692	176	Sunday, April 27, 2025	\$839,900	2
Monday, April 27, 2026	\$155,729,066	222	Saturday, April 26, 2025	\$5,238,380	11
Sunday, April 26, 2026	\$770,000	2	Friday, April 25, 2025	\$196,155,395	377
Saturday, April 25, 2026	\$2,414,790	4	Thursday, April 24, 2025	\$114,846,764	209
Friday, April 24, 2026	\$180,433,552	294	Wednesday, April 23, 2025	\$94,062,480	165
Thursday, April 23, 2026	\$96,901,242	162	Tuesday, April 22, 2025	\$100,349,601	173
Total	\$608,066,456	973	Total	\$662,076,715	1195

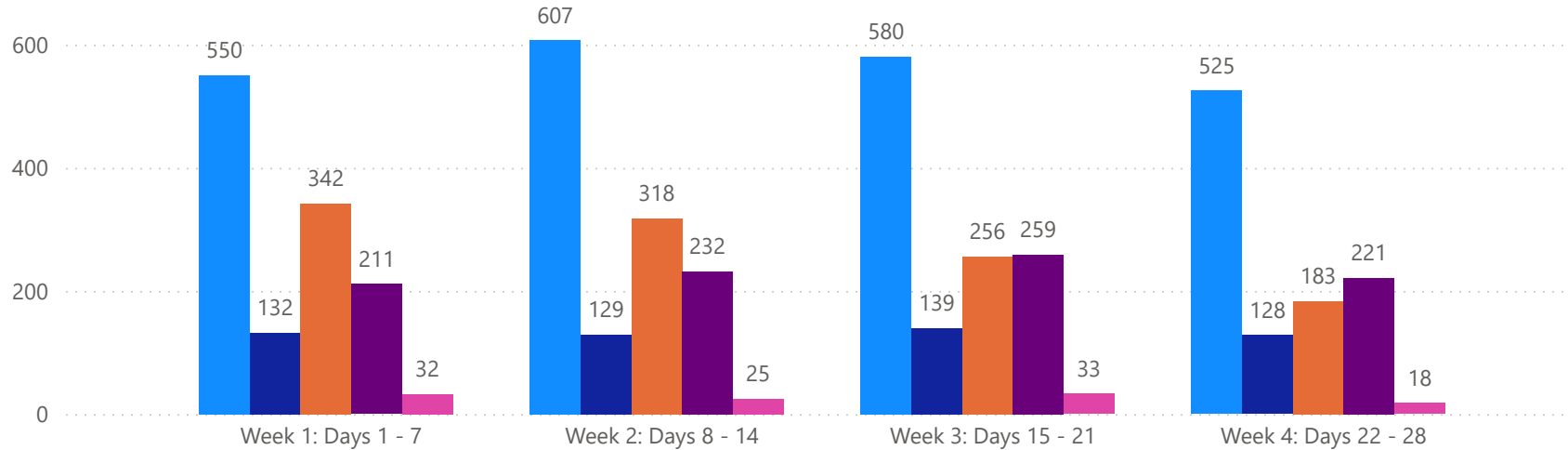


4 WEEK REAL ESTATE MARKET REPORT

TAMPA BAY - CONDO

4/29/2026

MlsStatus ● Active ● Canceled ● Pending ● Sold ● Temporarily Off-Market



All data is current as of today, though some MLS statuses may have changed from prior days.

TOTALS

MLS Status	4 Week Total
Active	2262
Canceled	528
Pending	1099
Sold	923
Temporarily Off-Market	108

DAILY MARKET CHANGE

Category	Sum of Total
Back on the Market	3
New Listings	28
Price Decrease	40
Price Increase	1

*Back on Market can be from these sources - Pending, Temp Off Market, Cancelled and Expired Listing)

7 DAY SOLD COMPARISON

Closed Prior Year	Volume	Count	Closed Prior Year	Volume	Count
Wednesday, April 29, 2026	\$8,821,000	28	Monday, April 28, 2025	\$20,144,500	57
Tuesday, April 28, 2026	\$24,614,900	36	Saturday, April 26, 2025	\$964,000	2
Monday, April 27, 2026	\$18,878,572	43	Friday, April 25, 2025	\$26,684,698	62
Friday, April 24, 2026	\$22,342,425	65	Thursday, April 24, 2025	\$16,382,962	44
Thursday, April 23, 2026	\$23,943,307	39	Wednesday, April 23, 2025	\$11,790,300	31
Total	\$98,600,204	211	Tuesday, April 22, 2025	\$14,081,650	36
			Total	\$90,048,110	232

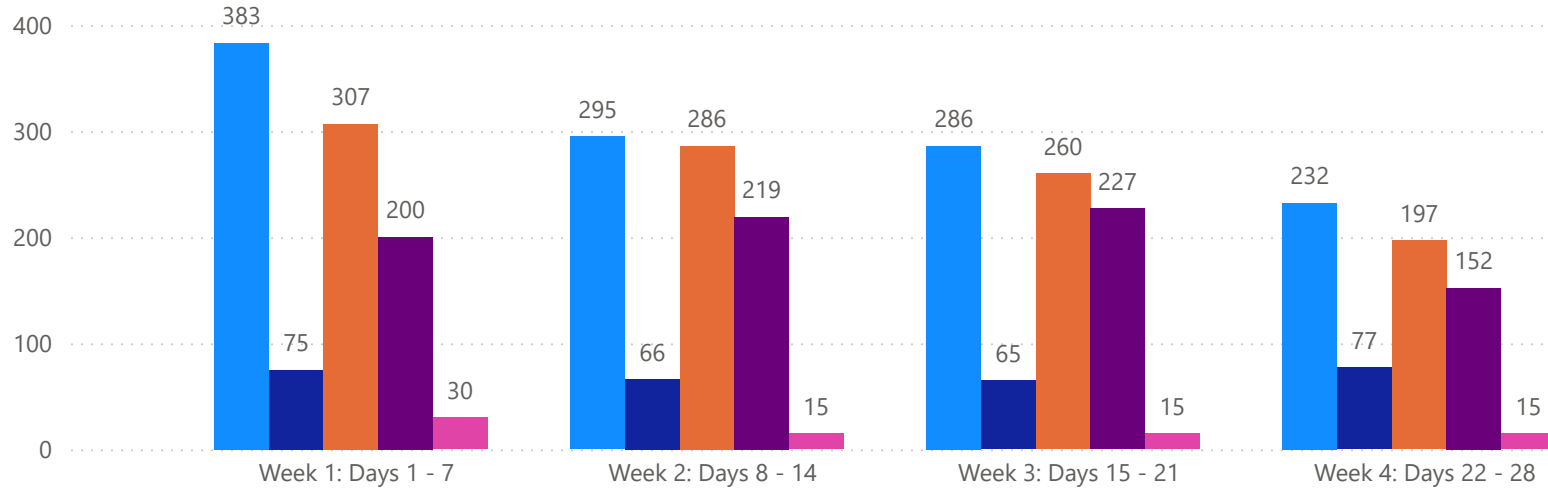


4 WEEK REAL ESTATE MARKET REPORT

PINELLAS COUNTY - SINGLE FAMILY HOME

4/29/2026

MLS Status ● Active ● Canceled ● Pending ● Sold ● Temporarily Off-Market



All data is current as of today, though some MLS statuses may have changed from prior days.

TOTALS

MLS Status	4 Week Total
Active	1196
Canceled	283
Pending	1050
Sold	798
Temporarily Off-Market	75

DAILY MARKET CHANGE

Category	Sum of Pinellas
Back on the Market	9
New Listings	49
Price Decrease	75
Price Increase	2

*Back on Market can be from these sources - Pending, Temp Off Market, Cancelled and Expired Listing)

7 DAY SOLD COMPARISON

Closed Prior Year	Volume	Count	Closed Prior Year	Volume	Count
Wednesday, April 29, 2026	\$15,849,800	28	Monday, April 28, 2025	\$13,732,925	30
Tuesday, April 28, 2026	\$20,706,075	33	Sunday, April 27, 2025	\$425,000	1
Monday, April 27, 2026	\$37,261,340	49	Saturday, April 26, 2025	\$1,649,000	3
Friday, April 24, 2026	\$42,363,400	55	Friday, April 25, 2025	\$35,742,299	69
Thursday, April 23, 2026	\$20,566,095	35	Thursday, April 24, 2025	\$25,401,399	39
Total	\$136,746,710	200	Wednesday, April 23, 2025	\$15,458,900	28
			Tuesday, April 22, 2025	\$15,596,800	26
			Total	\$108,006,323	196

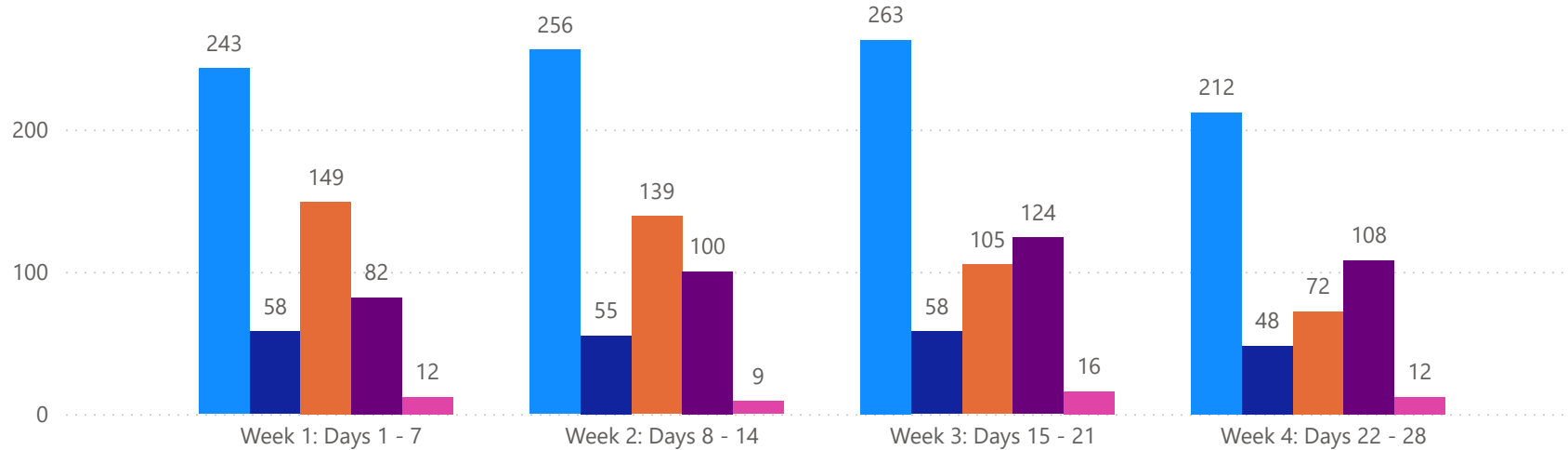


4 WEEK REAL ESTATE MARKET REPORT

PINELLAS COUNTY - CONDO

4/29/2026

MLS Status ● Active ● Canceled ● Pending ● Sold ● Temporarily Off-Market



All data is current as of today, though some MLS statuses may have changed from prior days.

TOTALS

MLS Status	4 Week Total
Active	974
Canceled	219
Pending	465
Sold	414
Temporarily Off-Market	49

DAILY MARKET CHANGE

Category	Sum of Pinellas
Back on the Market	6
New Listings	32
Price Decrease	51
Price Increase	2

*Back on Market can be from these sources - Pending, Temp Off Market, Cancelled and Expired Listing)

7 DAY SOLD COMPARISON

Closed Prior Year	Volume	Count	Closed Prior Year	Volume	Count
Wednesday, April 29, 2026	\$2,912,000	8	Monday, April 28, 2025	\$9,693,300	22
Tuesday, April 28, 2026	\$18,632,000	21	Friday, April 25, 2025	\$10,617,400	32
Monday, April 27, 2026	\$4,133,325	11	Thursday, April 24, 2025	\$6,473,966	13
Friday, April 24, 2026	\$12,136,175	30	Wednesday, April 23, 2025	\$5,172,700	13
Thursday, April 23, 2026	\$7,529,800	12	Tuesday, April 22, 2025	\$5,083,000	14
Total	\$45,343,300	82	Total	\$37,040,366	94

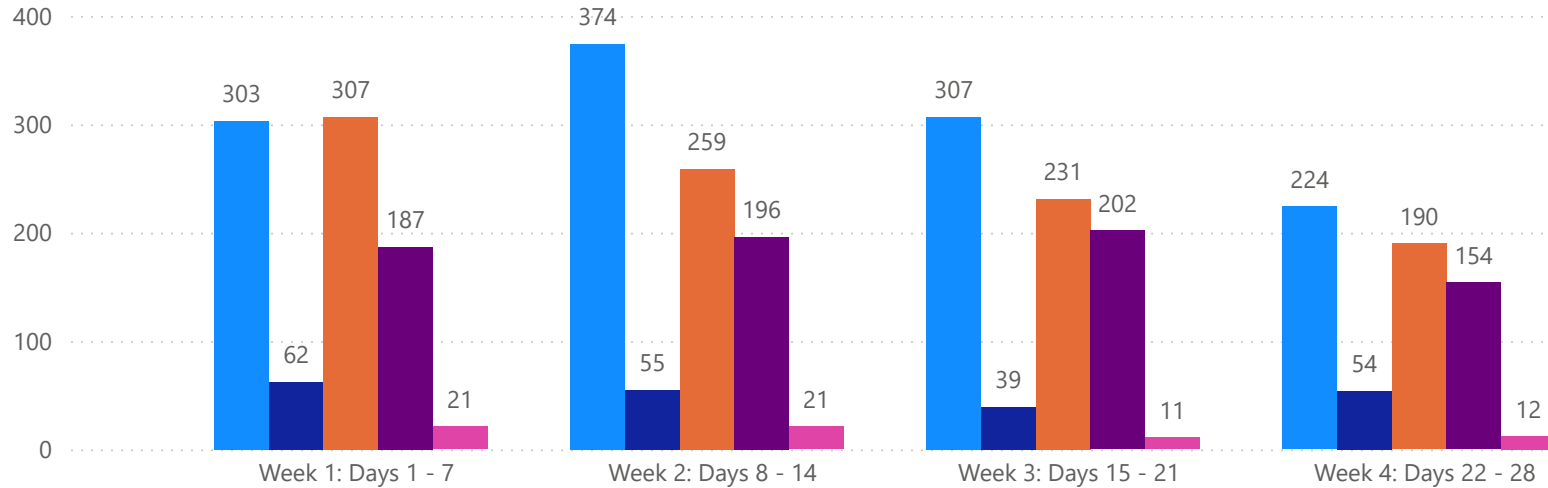


4 WEEK REAL ESTATE MARKET REPORT

PASCO COUNTY - SINGLE FAMILY HOME

4/29/2026

MLS Status ● Active ● Canceled ● Pending ● Sold ● Temporarily Off-Market



All data is current as of today, though some MLS statuses may have changed from prior days.

TOTALS

MLS Status	4 Week Total
Active	1208
Canceled	210
Pending	987
Sold	739
Temporarily Off-Market	65

DAILY MARKET CHANGE

Category	Sum of Pasco
Back on the Market	7
New Listings	38
Price Decrease	106
Price Increase	6

*Back on Market can be from these sources - Pending, Temp Off Market, Cancelled and Expired Listing)

7 DAY SOLD COMPARISON

Closed Prior Year	Volume	Count
Wednesday, April 29, 2026	\$7,576,215	18
Tuesday, April 28, 2026	\$12,534,260	30
Monday, April 27, 2026	\$17,899,577	46
Sunday, April 26, 2026	\$330,000	1
Friday, April 24, 2026	\$22,955,040	55
Thursday, April 23, 2026	\$17,181,198	37
Total	\$78,476,290	187

Closed Prior Year	Volume	Count
Monday, April 28, 2025	\$20,750,650	50
Sunday, April 27, 2025	\$414,900	1
Saturday, April 26, 2025	\$1,559,380	4
Friday, April 25, 2025	\$29,357,054	77
Thursday, April 24, 2025	\$20,451,535	47
Wednesday, April 23, 2025	\$14,549,260	37
Tuesday, April 22, 2025	\$13,430,436	31
Total	\$100,513,215	247

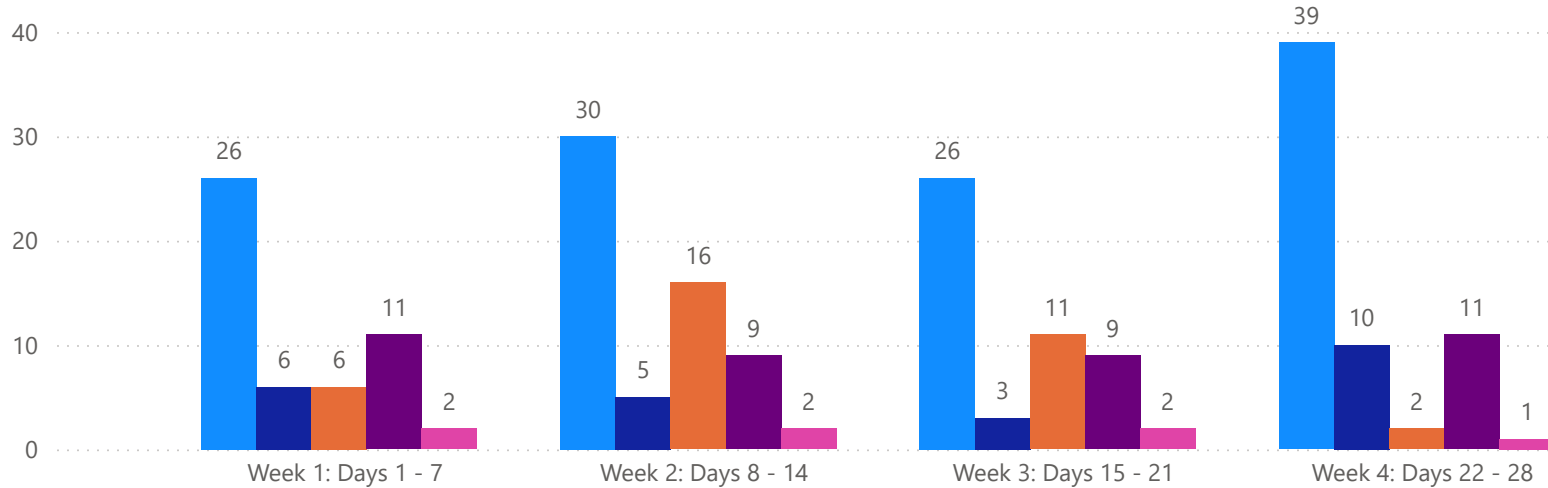


4 WEEK REAL ESTATE MARKET REPORT

PASCO COUNTY - CONDO

4/29/2026

MLS Status ● Active ● Canceled ● Pending ● Sold ● Temporarily Off-Market



All data is current as of today, though some MLS statuses may have changed from prior days.

TOTALS

MLS Status	4 Week Total
Active	121
Canceled	24
Pending	35
Sold	40
Temporarily Off-Market	7

DAILY MARKET CHANGE


Category	Sum of Pasco
Back on the Market	1
New Listings	3
Price Decrease	1
Price Increase	0

*Back on Market can be from these sources - Pending, Temp Off Market, Cancelled and Expired Listing)

7 DAY SOLD COMPARISON

Closed Prior Year	Volume	Count
Wednesday, April 29, 2026	\$606,000	5
Monday, April 27, 2026	\$274,000	2
Friday, April 24, 2026	\$369,850	3
Thursday, April 23, 2026	\$113,000	1
Total	\$1,362,850	11

Closed Prior Year	Volume	Count
Monday, April 28, 2025	\$659,900	5
Saturday, April 26, 2025	\$114,000	1
Friday, April 25, 2025	\$200,000	1
Thursday, April 24, 2025	\$385,000	3
Wednesday, April 23, 2025	\$146,000	1
Tuesday, April 22, 2025	\$611,900	4
Total	\$2,116,800	15

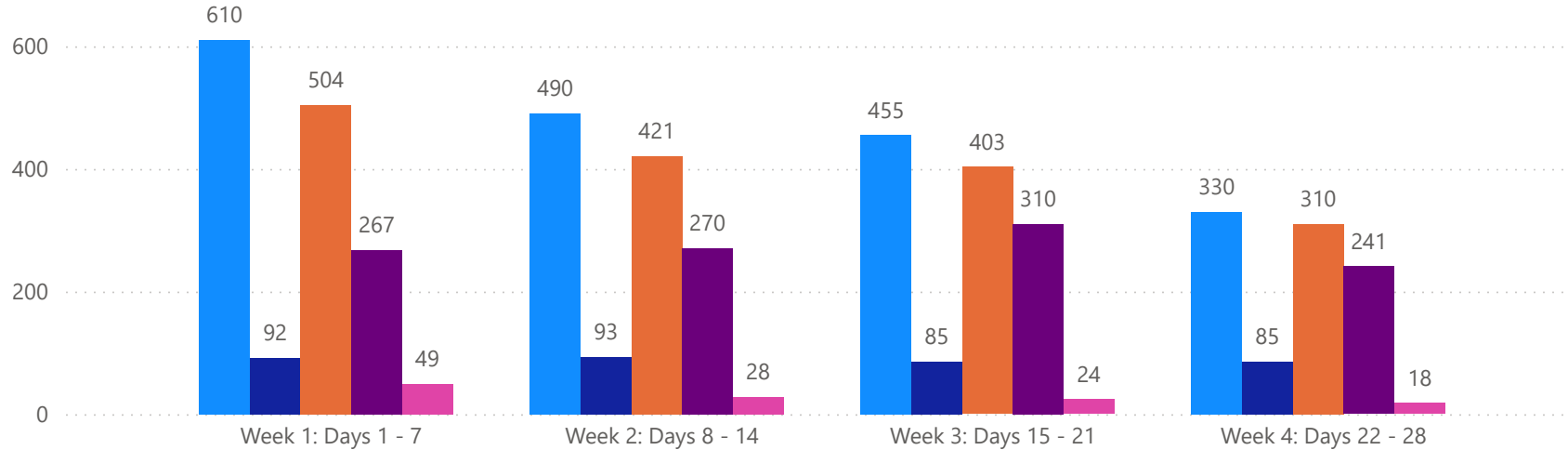


4 WEEK REAL ESTATE MARKET REPORT

HILLSBOROUGH COUNTY - SINGLE FAMILY HOME

4/29/2026

MlsStatus ● Active ● Canceled ● Pending ● Sold ● Temporarily Off-Market



All data is current as of today, though some MLS statuses may have changed from prior days.

TOTALS

MLS Status	4 Week Total
Active	1885
Canceled	355
Pending	1638
Sold	1088
Temporarily Off-Market	119

DAILY MARKET CHANGE

Category	Sum of Hillsborough	*Back on Market can be from these sources - Pending, Temp Off Market, Cancelled and Expired Listing)
Back on the Market	19	
New Listings	83	
Price Decrease	110	
Price Increase	3	

7 DAY SOLD COMPARISON

Closed Prior Year	Volume	Count	Closed Prior Year	Volume	Count
Wednesday, April 29, 2026	\$12,603,200	24	Monday, April 28, 2025	\$45,475,150	83
Tuesday, April 28, 2026	\$24,604,054	46	Saturday, April 26, 2025	\$1,365,000	3
Monday, April 27, 2026	\$47,302,877	59	Friday, April 25, 2025	\$61,664,454	103
Saturday, April 25, 2026	\$1,270,000	2	Thursday, April 24, 2025	\$28,739,690	58
Friday, April 24, 2026	\$61,488,945	95	Wednesday, April 23, 2025	\$21,441,500	42
Thursday, April 23, 2026	\$25,256,329	41	Tuesday, April 22, 2025	\$25,406,820	54
Total	\$172,525,405	267	Total	\$184,092,614	343

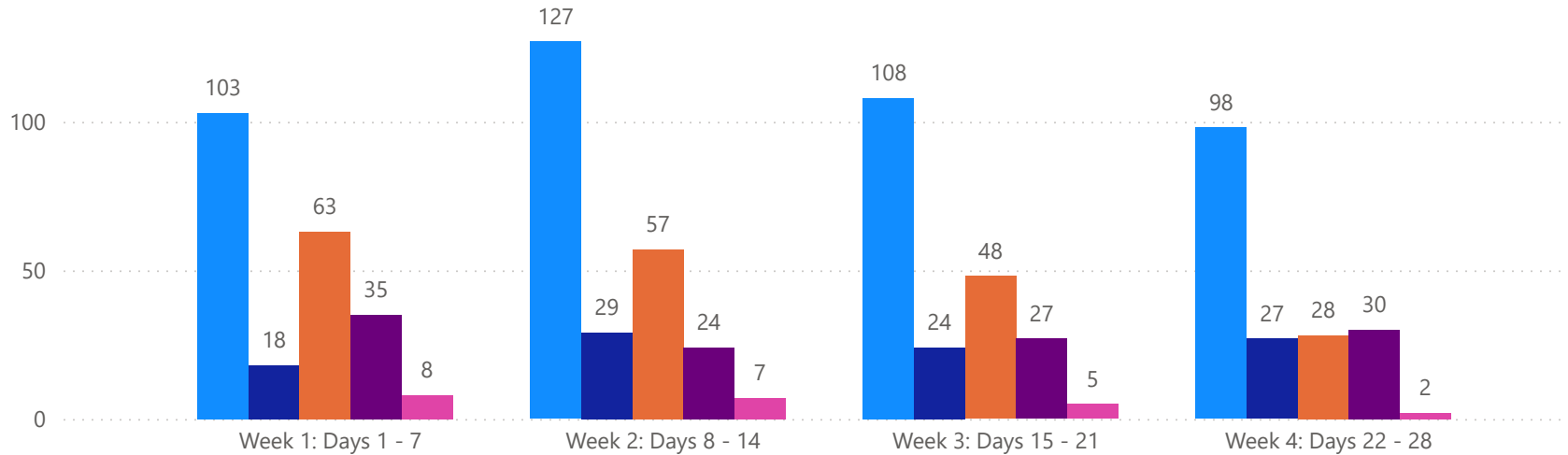


4 WEEK REAL ESTATE MARKET REPORT

HILLSBOROUGH COUNTY - CONDO

4/29/2026

MLS Status ● Active ● Canceled ● Pending ● Sold ● Temporarily Off-Market



All data is current as of today, though some MLS statuses may have changed from prior days.

TOTALS

MLS Status	4 Week Total
Active	436
Canceled	98
Pending	196
Sold	116
Temporarily Off-Market	22

DAILY MARKET CHANGE

Category	Sum of Hillsborough	*Back on Market can be from these sources - Pending, Temp Off Market, Cancelled and Expired Listing)
Back on the Market	1	
New Listings	9	
Price Decrease	15	
Price Increase	0	

7 DAY SOLD COMPARISON

Closed Prior Year	Volume	Count	Closed Prior Year	Volume	Count
Wednesday, April 29, 2026	\$405,000	2	Monday, April 28, 2025	\$2,572,000	10
Tuesday, April 28, 2026	\$1,409,000	5	Friday, April 25, 2025	\$2,601,700	8
Monday, April 27, 2026	\$6,679,500	10	Thursday, April 24, 2025	\$2,487,000	9
Friday, April 24, 2026	\$2,497,400	10	Wednesday, April 23, 2025	\$777,000	4
Thursday, April 23, 2026	\$3,712,900	8	Tuesday, April 22, 2025	\$1,187,000	4
Total	\$14,703,800	35	Total	\$9,624,700	35

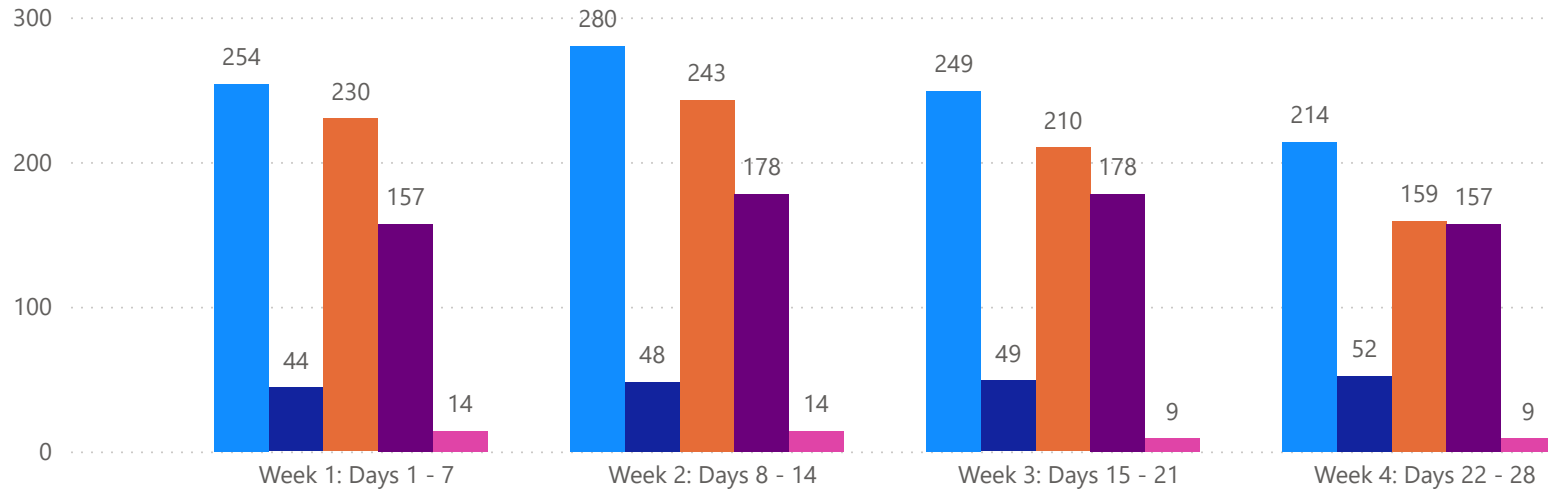


4 WEEK REAL ESTATE MARKET REPORT

SARASOTA COUNTY - SINGLE FAMILY HOME

4/29/2026

MLS Status ● Active ● Canceled ● Pending ● Sold ● Temporarily Off-Market



All data is current as of today, though some MLS statuses may have changed from prior days.

TOTALS

MLS Status	4 Week Total
Active	997
Canceled	193
Pending	842
Sold	670
Temporarily Off-Market	46

DAILY MARKET CHANGE

Category	Sum of Sarasota
Back on the Market	7
New Listings	32
Price Decrease	44
Price Increase	1

*Back on Market can be from these sources - Pending, Temp Off Market, Cancelled and Expired Listing)

7 DAY SOLD COMPARISON

Closed Prior Year	Volume	Count	Closed Prior Year	Volume	Count
Wednesday, April 29, 2026	\$13,947,500	21	Monday, April 28, 2025	\$37,424,305	44
Tuesday, April 28, 2026	\$24,030,712	31	Friday, April 25, 2025	\$34,574,829	62
Monday, April 27, 2026	\$28,561,887	36	Thursday, April 24, 2025	\$22,722,514	36
Saturday, April 25, 2026	\$730,000	1	Wednesday, April 23, 2025	\$23,514,618	29
Friday, April 24, 2026	\$27,820,864	44	Tuesday, April 22, 2025	\$30,116,175	32
Thursday, April 23, 2026	\$15,397,301	24	Total	\$148,352,441	203
Total	\$110,488,264	157			

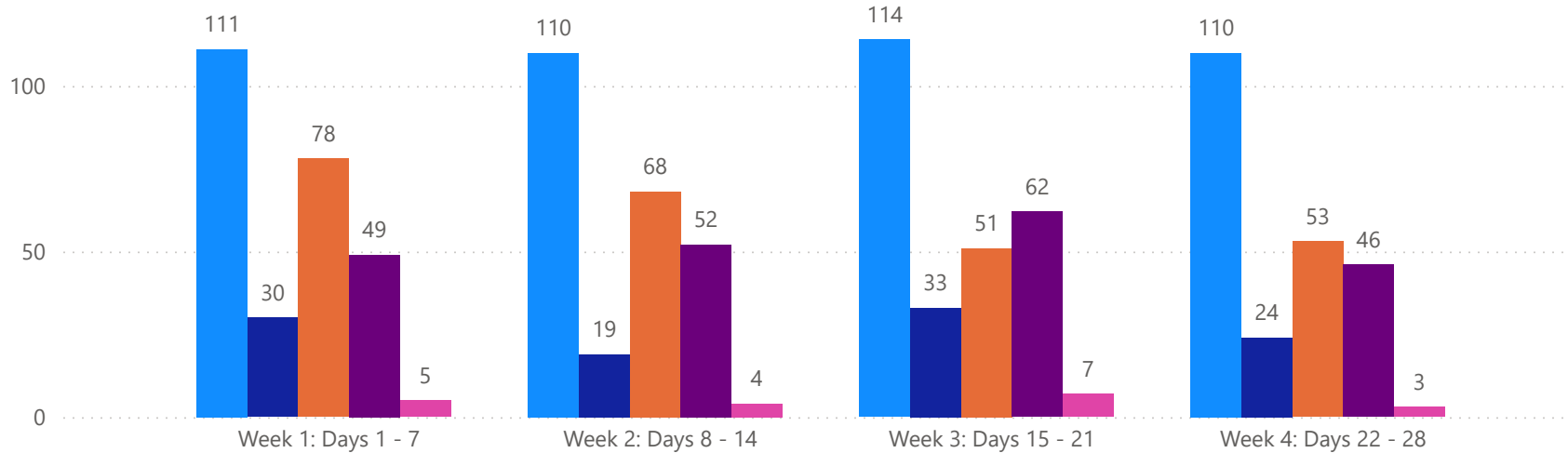


4 WEEK REAL ESTATE MARKET REPORT

SARASOTA COUNTY - CONDO

4/29/2026

MLSStatus ● Active ● Canceled ● Pending ● Sold ● Temporarily Off-Market



All data is current as of today, though some MLS statuses may have changed from prior days.

TOTALS

MLS Status	4 Week Total
Active	445
Canceled	106
Pending	250
Sold	209
Temporarily Off-Market	19

DAILY MARKET CHANGE

Category	Sum of Sarasota
Back on the Market	3
New Listings	6
Price Decrease	17
Price Increase	0

*Back on Market can be from these sources - Pending, Temp Off Market, Cancelled and Expired Listing)

7 DAY SOLD COMPARISON

Closed Prior Year	Volume	Count	Closed Prior Year	Volume	Count
Wednesday, April 29, 2026	\$3,548,000	9	Monday, April 28, 2025	\$5,202,500	13
Tuesday, April 28, 2026	\$4,043,900	8	Friday, April 25, 2025	\$8,392,098	14
Monday, April 27, 2026	\$4,607,950	11	Thursday, April 24, 2025	\$5,354,496	14
Friday, April 24, 2026	\$4,149,000	10	Wednesday, April 23, 2025	\$3,427,600	8
Thursday, April 23, 2026	\$10,526,490	11	Tuesday, April 22, 2025	\$5,931,000	9
Total	\$26,875,340	49	Total	\$28,307,694	58

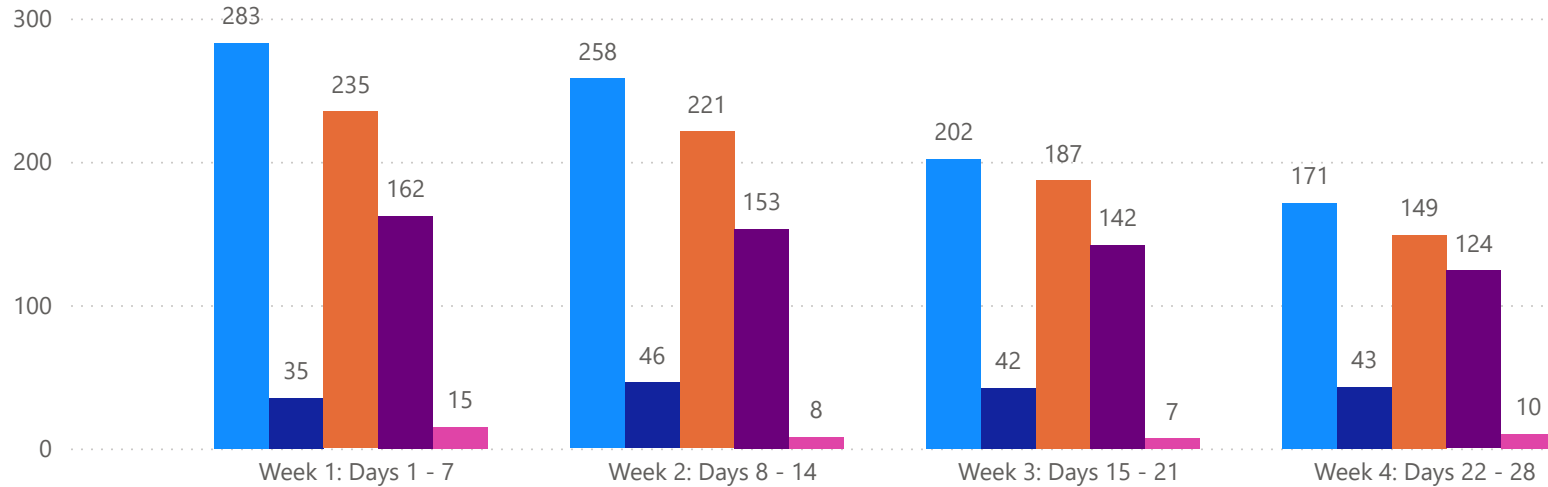


4 WEEK REAL ESTATE MARKET REPORT

MANATEE COUNTY - SINGLE FAMILY HOME

4/29/2026

MLS Status ● Active ● Canceled ● Pending ● Sold ● Temporarily Off-Market



All data is current as of today, though some MLS statuses may have changed from prior days.

TOTALS

MLS Status	4 Week Total
Active	914
Canceled	166
Pending	792
Sold	581
Temporarily Off-Market	40

DAILY MARKET CHANGE

Category	Sum of Manatee
Back on the Market	9
New Listings	34
Price Decrease	115
Price Increase	2

*Back on Market can be from these sources - Pending, Temp Off Market, Cancelled and Expired Listing)

7 DAY SOLD COMPARISON

Closed Prior Year	Volume	Count	Closed Prior Year	Volume	Count
Wednesday, April 29, 2026	\$16,077,399	22	Monday, April 28, 2025	\$33,201,165	51
Tuesday, April 28, 2026	\$23,888,591	36	Saturday, April 26, 2025	\$665,000	1
Monday, April 27, 2026	\$24,703,385	32	Friday, April 25, 2025	\$34,816,759	66
Sunday, April 26, 2026	\$440,000	1	Thursday, April 24, 2025	\$17,531,626	29
Saturday, April 25, 2026	\$414,790	1	Wednesday, April 23, 2025	\$19,098,202	29
Friday, April 24, 2026	\$25,805,303	45	Tuesday, April 22, 2025	\$15,799,370	30
Thursday, April 23, 2026	\$18,500,319	25	Total	\$121,112,122	206
Total	\$109,829,787	162			

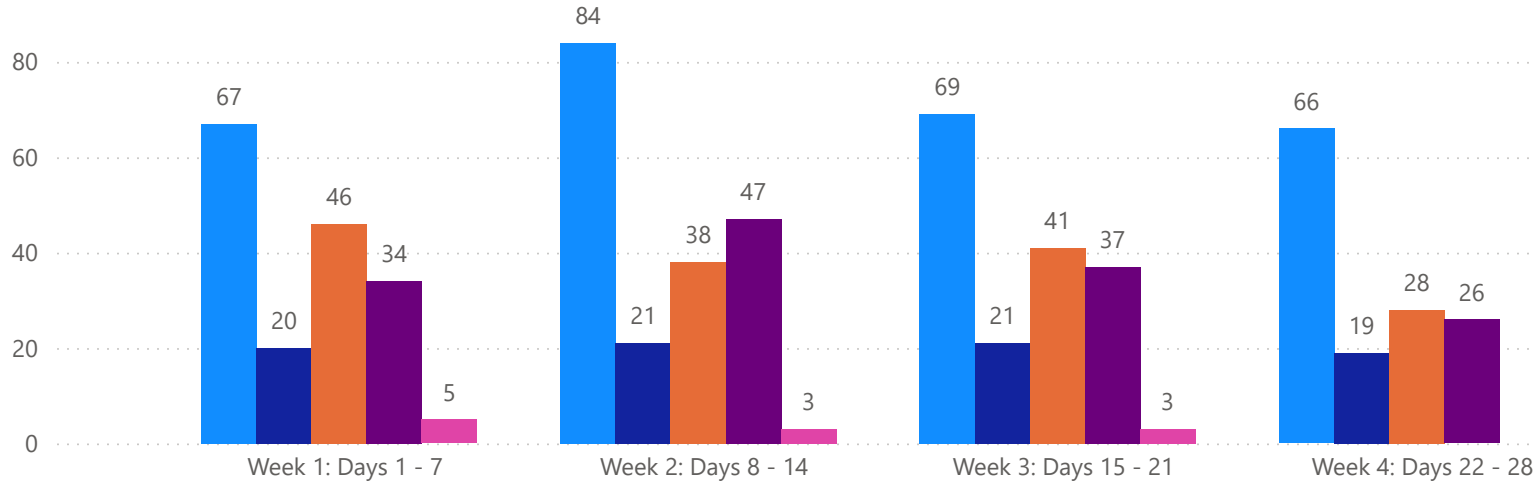


4 WEEK REAL ESTATE MARKET REPORT

MANATEE COUNTY - CONDO

4/29/2026

MLS Status ● Active ● Canceled ● Pending ● Sold ● Temporarily Off-Market



TOTALS

MLS Status	4 Week Total
Active	286
Canceled	81
Pending	153
Sold	144
Temporarily Off-Market	11

DAILY MARKET CHANGE

Category	Sum of Manatee
Back on the Market	3
New Listings	12
Price Decrease	22
Price Increase	1

*Back on Market can be from these sources - Pending, Temp Off Market, Cancelled and Expired Listing)

7 DAY SOLD COMPARISON

Closed Prior Year	Volume	Count
Wednesday, April 29, 2026	\$1,350,000	4
Tuesday, April 28, 2026	\$530,000	2
Monday, April 27, 2026	\$3,183,797	9
Friday, April 24, 2026	\$3,190,000	12
Thursday, April 23, 2026	\$2,061,117	7
Total	\$10,314,914	34

Closed Prior Year	Volume	Count
Monday, April 28, 2025	\$2,016,800	7
Saturday, April 26, 2025	\$850,000	1
Friday, April 25, 2025	\$4,873,500	7
Thursday, April 24, 2025	\$1,682,500	5
Wednesday, April 23, 2025	\$2,267,000	5
Tuesday, April 22, 2025	\$1,268,750	5
Total	\$12,958,550	30

