

SUNCOAST TAMPA ASSOCIATION OF REALTORS®

4 WEEK REAL ESTATE MARKET REPORT

Sunday, May 3, 2026

As of: Monday, May 4, 2026

- 1 Report Breakdown
- 2 Cumulative Tampa Bay Report - Single Family Home
- 3 Cumulative Tampa Bay Report - Condominium
- 4 Pinellas County - Single Family Home
- 5 Pinellas County - Condominium
- 6 Pasco County - Single Family Home
- 7 Pasco County - Condominium
- 8 Hillsborough County - Single Family Home
- 9 Hillsborough County - Condominium
- 10 Sarasota County - Single Family Home
- 11 Sarasota County - Condominium
- 12 Manatee County - Single Family Home
- 13 Manatee County - Condominium

4 WEEK REAL ESTATE MARKET REPORT

REPORT BREAKDOWN

Sunday, May 3, 2026

as of: 5/4/2026

Day 1	Sunday, May 3, 2026
Day 2	Saturday, May 2, 2026
Day 3	Friday, May 1, 2026
Day 4	Thursday, April 30, 2026
Day 5	Wednesday, April 29, 2026
Day 6	Monday, May 4, 2026
Day 7	Sunday, May 3, 2026
Day 8	Saturday, May 2, 2026
Day 9	Friday, May 1, 2026
Day 10	Thursday, April 30, 2026
Day 11	Wednesday, April 29, 2026
Day 12	Tuesday, April 28, 2026
Day 13	Monday, April 27, 2026
Day 14	Sunday, April 26, 2026
Day 15	Saturday, April 25, 2026
Day 16	Friday, April 24, 2026
Day 17	Thursday, April 23, 2026
Day 18	Wednesday, April 22, 2026
Day 19	Tuesday, April 21, 2026
Day 20	Monday, April 20, 2026
Day 21	Sunday, April 19, 2026
Day 22	Saturday, April 18, 2026
Day 23	Friday, April 17, 2026
Day 24	Thursday, April 16, 2026
Day 25	Wednesday, April 15, 2026
Day 26	Tuesday, April 14, 2026
Day 27	Monday, April 13, 2026
Day 28	Sunday, April 12, 2026

REPORT BREAKDOWN

GRAPH:

Active - Newly listed during the date range

Pending - Status changed to 'pending' during the date range

Sold - Closed during the date range

Canceled - Canceled during the date range

Temp off Market - Status changed to 'temp' off market' during the date range

The date ranges are not cumulative.

Day 1: Sunday, May 3, 2026

Day 28: Sunday, April 12, 2026

TOTALS:

4 Weeks: The summation of each date range (Day 1 - Day 28)

Market Changes

Day 1's New Listings, Price Increase, Price Decreases and Back on Market

Manatee County - Single Family Home

7 Day Sold Comparison

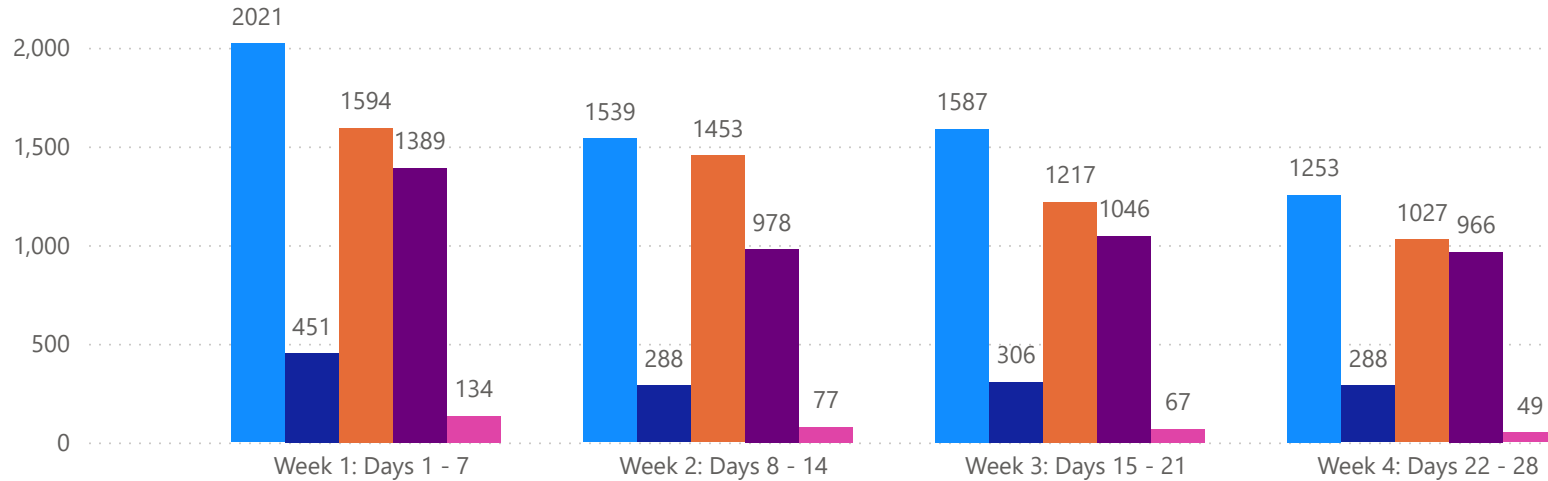
Compares the sold amount and volume in the last 7 days against the same timeframe in the prior year and days 8 - days 14.

4 WEEK REAL ESTATE MARKET REPORT

TAMPA BAY - SINGLE FAMILY HOME

5/3/2026

MLS Status ● Active ● Canceled ● Pending ● Sold ● Temporarily Off-Market



All data is current as of today, though some MLS statuses may have changed from prior days.

TOTALS

MLS Status	4 Week Total
Active	6400
Canceled	1333
Pending	5291
Sold	4379
Temporarily Off-Market	327

DAILY MARKET CHANGE

Category	Sum of Total
Back on the Market	22
New Listings	57
Price Decrease	108
Price Increase	8

*Back on Market can be from these sources - Pending, Temp Off Market, Cancelled and Expired Listing)

7 DAY SOLD COMPARISON

Closed Prior Year	Volume	Count
Sunday, May 03, 2026	\$5,962,832	13
Saturday, May 02, 2026	\$587,239	1
Friday, May 01, 2026	\$136,596,882	200
Thursday, April 30, 2026	\$356,811,933	480
Wednesday, April 29, 2026	\$126,442,770	227
Tuesday, April 28, 2026	\$134,422,535	236
Monday, April 27, 2026	\$160,622,063	232
Total	\$921,446,254	1389

Closed Prior Year	Volume	Count
Friday, May 02, 2025	\$136,134,002	275
Thursday, May 01, 2025	\$140,523,159	234
Wednesday, April 30, 2025	\$233,496,197	400
Tuesday, April 29, 2025	\$104,773,966	208
Monday, April 28, 2025	\$150,584,195	258
Sunday, April 27, 2025	\$839,900	2
Saturday, April 26, 2025	\$5,238,380	11
Total	\$771,589,799	1388

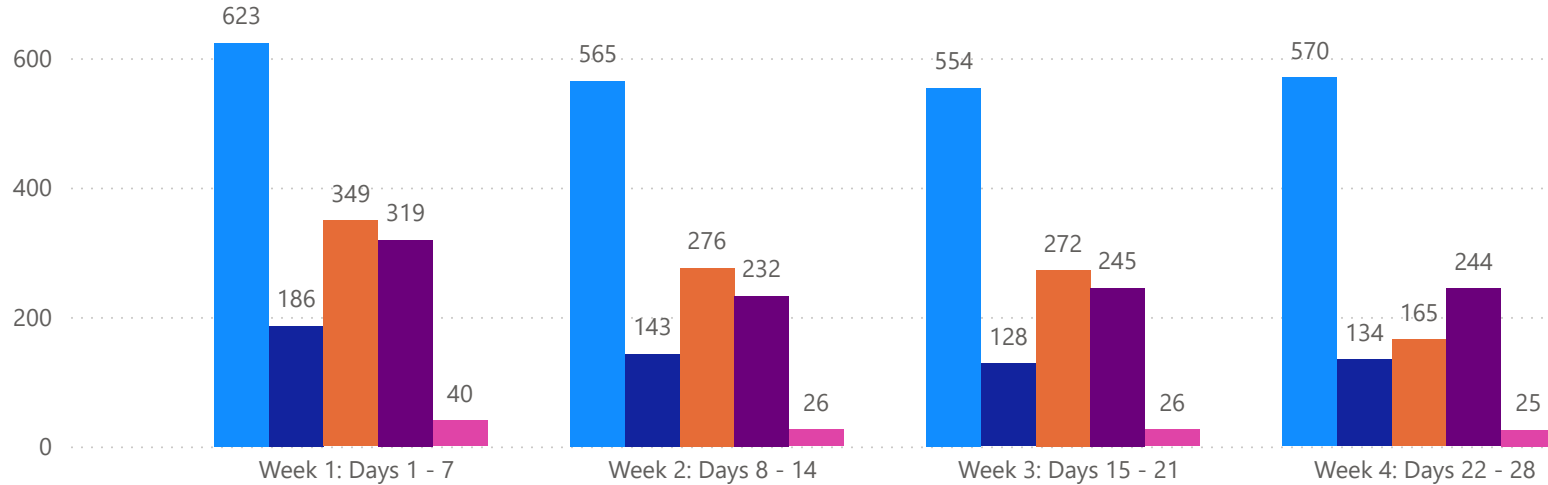


4 WEEK REAL ESTATE MARKET REPORT

TAMPA BAY - CONDO

5/3/2026

MlsStatus ● Active ● Canceled ● Pending ● Sold ● Temporarily Off-Market



All data is current as of today, though some MLS statuses may have changed from prior days.

TOTALS

MLS Status	4 Week Total
Active	2312
Canceled	591
Pending	1062
Sold	1040
Temporarily Off-Market	117

DAILY MARKET CHANGE

Category	Sum of Total
Back on the Market	3
New Listings	28
Price Decrease	40
Price Increase	1

*Back on Market can be from these sources - Pending, Temp Off Market, Cancelled and Expired Listing)

7 DAY SOLD COMPARISON

Closed Prior Year	Volume	Count	Closed Prior Year	Volume	Count
Saturday, May 02, 2026	\$165,000	1	Friday, May 02, 2025	\$16,691,899	45
Friday, May 01, 2026	\$29,189,050	46	Thursday, May 01, 2025	\$20,233,000	48
Thursday, April 30, 2026	\$65,747,352	133	Wednesday, April 30, 2025	\$38,729,725	86
Wednesday, April 29, 2026	\$16,404,098	45	Tuesday, April 29, 2025	\$15,825,447	45
Tuesday, April 28, 2026	\$30,727,800	48	Monday, April 28, 2025	\$20,144,500	57
Monday, April 27, 2026	\$21,377,572	46	Saturday, April 26, 2025	\$964,000	2
Total	\$163,610,872	319	Total	\$112,588,571	283

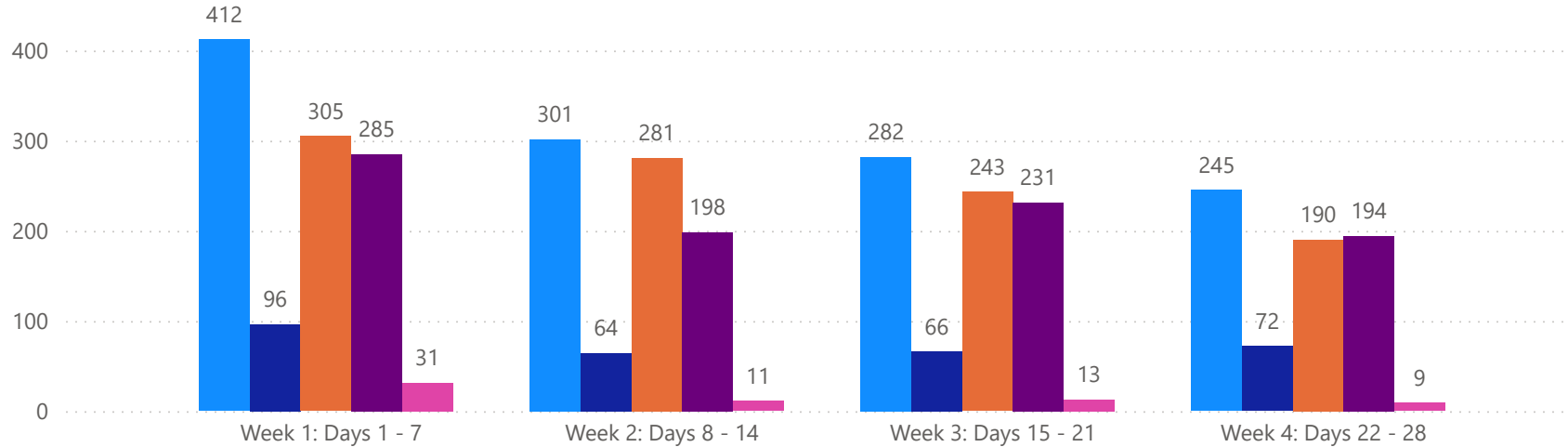


4 WEEK REAL ESTATE MARKET REPORT

PINELLAS COUNTY - SINGLE FAMILY HOME

5/3/2026

MLS Status ● Active ● Canceled ● Pending ● Sold ● Temporarily Off-Market



All data is current as of today, though some MLS statuses may have changed from prior days.

TOTALS

MLS Status	4 Week Total
Active	1240
Canceled	298
Pending	1019
Sold	908
Temporarily Off-Market	64

DAILY MARKET CHANGE

Category	Sum of Pinellas
Back on the Market	9
New Listings	8
Price Decrease	16
Price Increase	1

*Back on Market can be from these sources - Pending, Temp Off Market, Cancelled and Expired Listing)

7 DAY SOLD COMPARISON

Closed Prior Year	Volume	Count	Closed Prior Year	Volume	Count
Friday, May 01, 2026	\$25,069,875	36	Friday, May 02, 2025	\$32,093,562	60
Thursday, April 30, 2026	\$79,238,380	112	Thursday, May 01, 2025	\$25,180,217	41
Wednesday, April 29, 2026	\$24,937,300	46	Wednesday, April 30, 2025	\$62,139,525	88
Tuesday, April 28, 2026	\$25,647,075	40	Tuesday, April 29, 2025	\$16,348,400	31
Monday, April 27, 2026	\$37,981,340	51	Monday, April 28, 2025	\$13,732,925	30
Total	\$192,873,970	285	Sunday, April 27, 2025	\$425,000	1
			Saturday, April 26, 2025	\$1,649,000	3
			Total	\$151,568,629	254

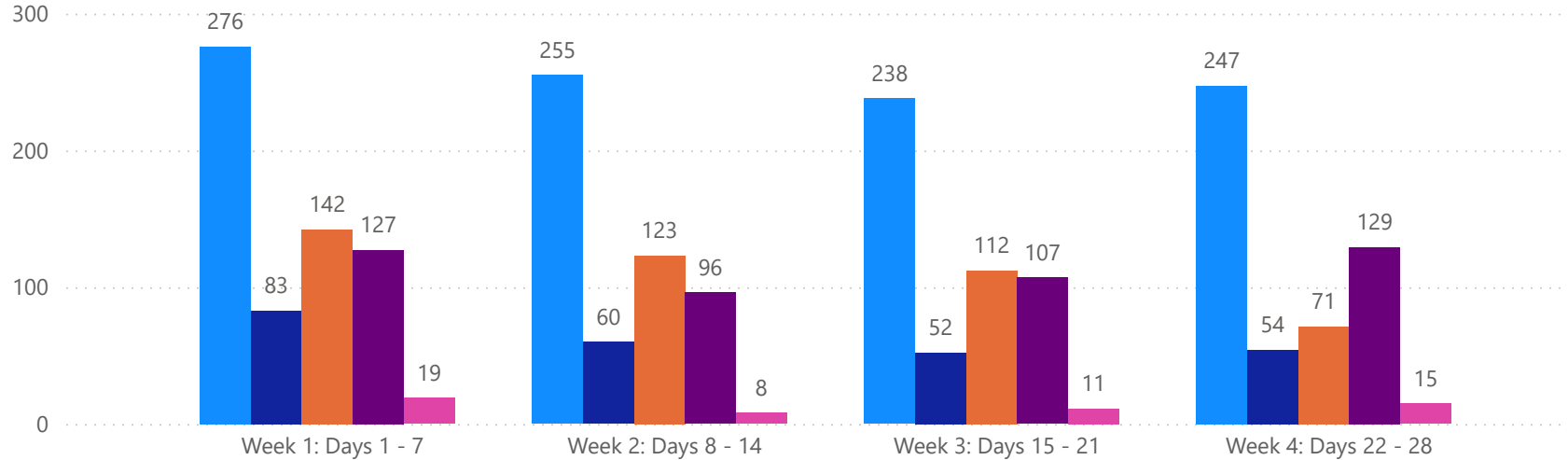


4 WEEK REAL ESTATE MARKET REPORT

PINELLAS COUNTY - CONDO

5/3/2026

MLSStatus ● Active ● Canceled ● Pending ● Sold ● Temporarily Off-Market



All data is current as of today, though some MLS statuses may have changed from prior days.

TOTALS

MLS Status	4 Week Total
Active	1016
Canceled	249
Pending	448
Sold	459
Temporarily Off-Market	53

DAILY MARKET CHANGE

Category	Sum of Pinellas
Back on the Market	6
New Listings	15
Price Decrease	25
Price Increase	0

*Back on Market can be from these sources - Pending, Temp Off Market, Cancelled and Expired Listing)

7 DAY SOLD COMPARISON

Closed Prior Year	Volume	Count
Saturday, May 02, 2026	\$165,000	1
Friday, May 01, 2026	\$11,494,150	15
Thursday, April 30, 2026	\$24,621,898	60
Wednesday, April 29, 2026	\$5,993,703	15
Tuesday, April 28, 2026	\$19,187,000	25
Monday, April 27, 2026	\$4,133,325	11
Total	\$65,595,076	127

Closed Prior Year	Volume	Count
Friday, May 02, 2025	\$11,625,500	25
Thursday, May 01, 2025	\$10,829,500	21
Wednesday, April 30, 2025	\$12,595,975	37
Tuesday, April 29, 2025	\$6,698,900	13
Monday, April 28, 2025	\$9,693,300	22
Total	\$51,443,175	118

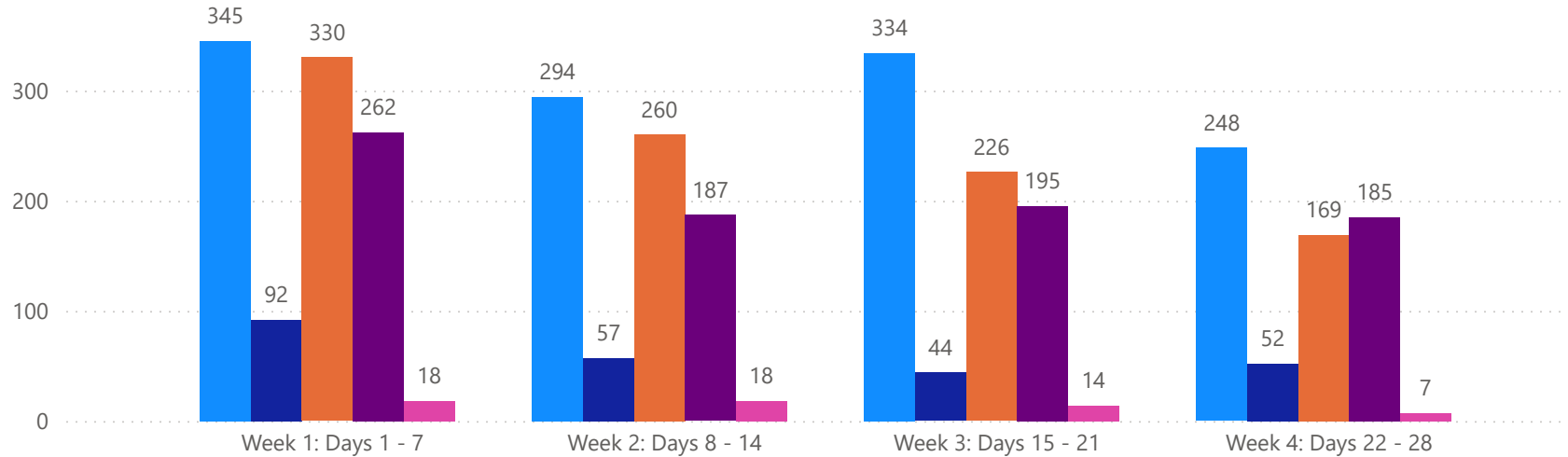


4 WEEK REAL ESTATE MARKET REPORT

PASCO COUNTY - SINGLE FAMILY HOME

5/3/2026

MLS Status ● Active ● Canceled ● Pending ● Sold ● Temporarily Off-Market



All data is current as of today, though some MLS statuses may have changed from prior days.

TOTALS

MLS Status	4 Week Total
Active	1221
Canceled	245
Pending	985
Sold	829
Temporarily Off-Market	57

DAILY MARKET CHANGE

Category	Sum of Pasco
Back on the Market	5
New Listings	11
Price Decrease	14
Price Increase	0

*Back on Market can be from these sources - Pending, Temp Off Market, Cancelled and Expired Listing)

7 DAY SOLD COMPARISON

Closed Prior Year	Volume	Count	Closed Prior Year	Volume	Count
Sunday, May 03, 2026	\$4,089,410	10	Friday, May 02, 2025	\$18,882,818	46
Saturday, May 02, 2026	\$587,239	1	Thursday, May 01, 2025	\$22,652,298	54
Friday, May 01, 2026	\$18,087,089	38	Wednesday, April 30, 2025	\$27,800,458	65
Thursday, April 30, 2026	\$32,984,741	81	Tuesday, April 29, 2025	\$18,921,663	48
Wednesday, April 29, 2026	\$18,089,335	45	Monday, April 28, 2025	\$20,750,650	50
Tuesday, April 28, 2026	\$15,627,930	40	Sunday, April 27, 2025	\$414,900	1
Monday, April 27, 2026	\$18,427,577	47	Saturday, April 26, 2025	\$1,559,380	4
Total	\$107,893,321	262	Total	\$110,982,167	268

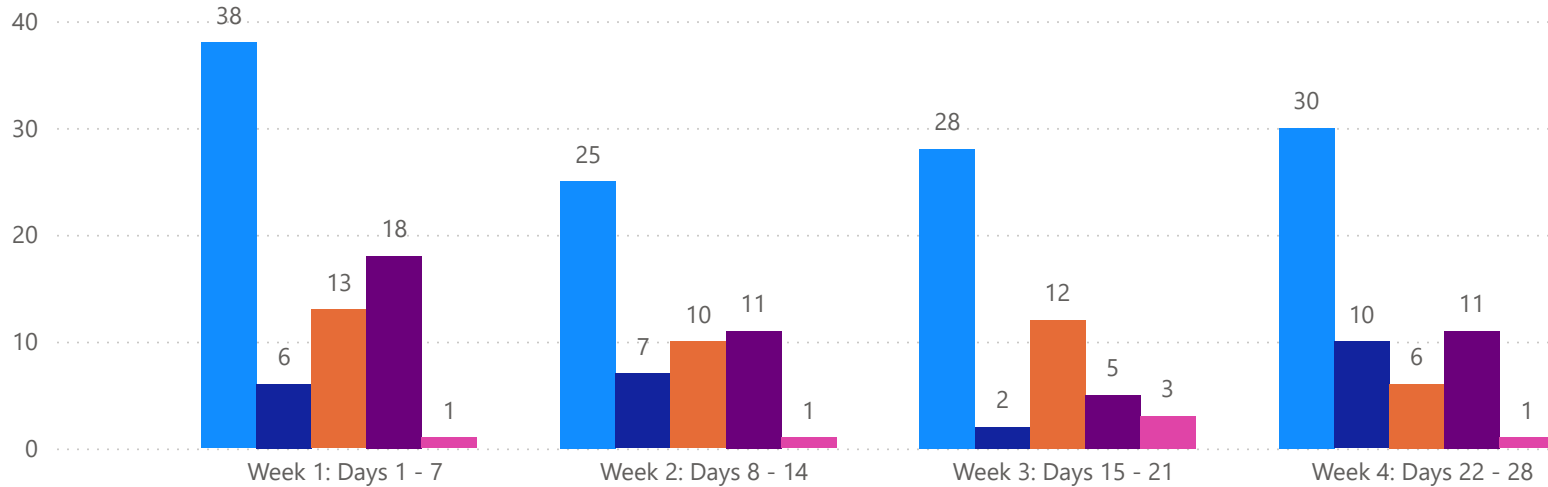


4 WEEK REAL ESTATE MARKET REPORT

PASCO COUNTY - CONDO

5/3/2026

MLS Status ● Active ● Canceled ● Pending ● Sold ● Temporarily Off-Market



All data is current as of today, though some MLS statuses may have changed from prior days.

TOTALS

MLS Status	4 Week Total
Active	121
Canceled	25
Pending	41
Sold	45
Temporarily Off-Market	6

DAILY MARKET CHANGE

Category	Sum of Pasco
Back on the Market	0
New Listings	0
Price Decrease	1
Price Increase	0

*Back on Market can be from these sources - Pending, Temp Off Market, Cancelled and Expired Listing)

7 DAY SOLD COMPARISON

Closed Prior Year	Volume	Count
Friday, May 01, 2026	\$817,900	4
Thursday, April 30, 2026	\$925,900	6
Wednesday, April 29, 2026	\$729,000	6
Monday, April 27, 2026	\$274,000	2
Total	\$2,746,800	18

Closed Prior Year	Volume	Count
Friday, May 02, 2025	\$450,899	3
Thursday, May 01, 2025	\$155,000	1
Wednesday, April 30, 2025	\$946,250	5
Tuesday, April 29, 2025	\$653,000	4
Monday, April 28, 2025	\$659,900	5
Saturday, April 26, 2025	\$114,000	1
Total	\$2,979,049	19

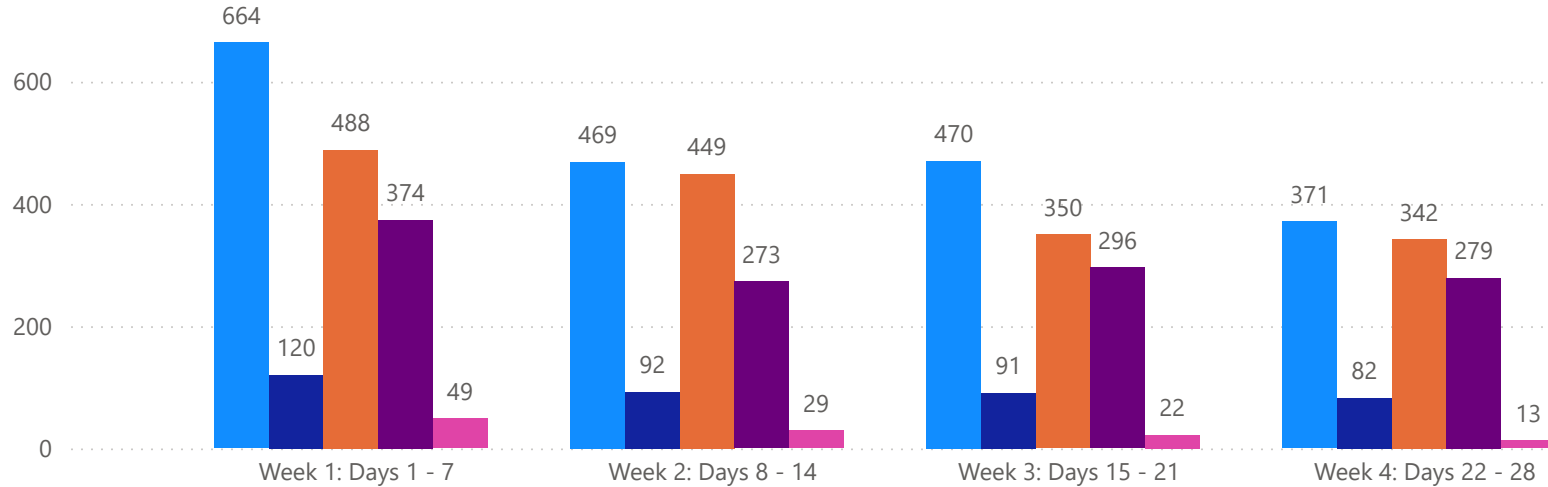


4 WEEK REAL ESTATE MARKET REPORT

HILLSBOROUGH COUNTY - SINGLE FAMILY HOME

5/3/2026

MLS Status ● Active ● Canceled ● Pending ● Sold ● Temporarily Off-Market



All data is current as of today, though some MLS statuses may have changed from prior days.

TOTALS

MLS Status	4 Week Total
Active	1974
Canceled	385
Pending	1629
Sold	1222
Temporarily Off-Market	113

DAILY MARKET CHANGE

Category	Sum of Hillsborough	*Back on Market can be from these sources - Pending, Temp Off Market, Cancelled and Expired Listing)
Back on the Market	7	
New Listings	24	
Price Decrease	19	
Price Increase	6	

7 DAY SOLD COMPARISON

Closed Prior Year	Volume	Count	Closed Prior Year	Volume	Count
Sunday, May 03, 2026	\$462,500	1	Friday, May 02, 2025	\$43,343,301	88
Friday, May 01, 2026	\$41,512,399	72	Thursday, May 01, 2025	\$32,745,230	60
Thursday, April 30, 2026	\$73,679,997	126	Wednesday, April 30, 2025	\$57,507,485	103
Wednesday, April 29, 2026	\$30,083,395	55	Tuesday, April 29, 2025	\$29,721,589	58
Tuesday, April 28, 2026	\$30,288,353	58	Monday, April 28, 2025	\$45,475,150	83
Monday, April 27, 2026	\$49,331,877	62	Saturday, April 26, 2025	\$1,365,000	3
Total	\$225,358,521	374	Total	\$210,157,755	395

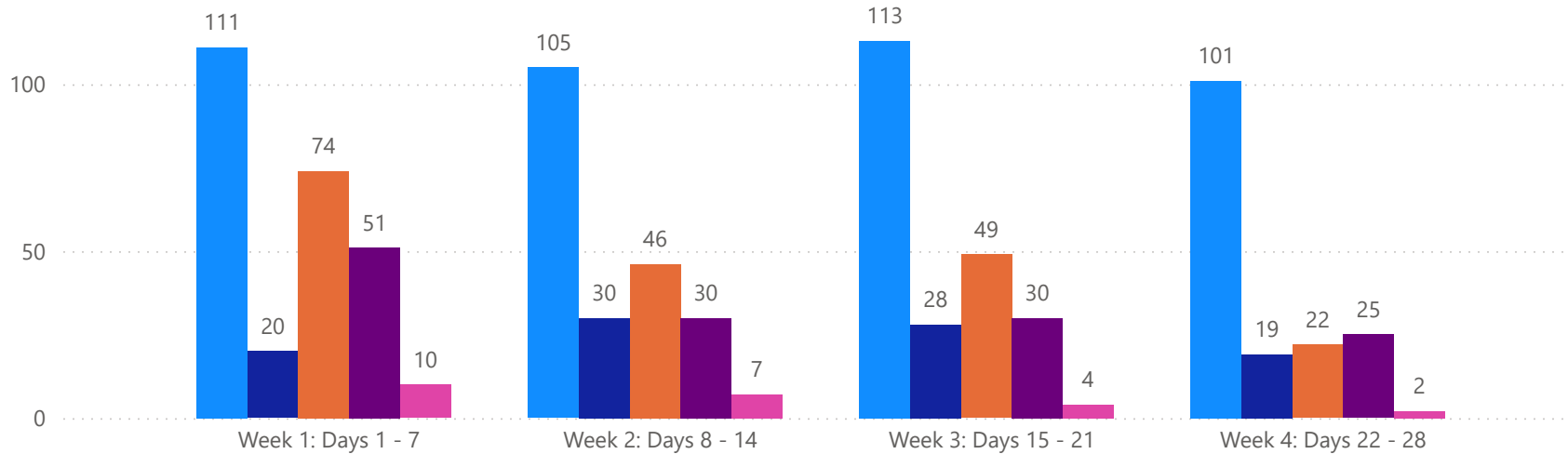


4 WEEK REAL ESTATE MARKET REPORT

HILLSBOROUGH COUNTY - CONDO

5/3/2026

MlsStatus ● Active ● Canceled ● Pending ● Sold ● Temporarily Off-Market



All data is current as of today, though some MLS statuses may have changed from prior days.

TOTALS

MLS Status	4 Week Total
Active	430
Canceled	97
Pending	191
Sold	136
Temporarily Off-Market	23

DAILY MARKET CHANGE

Category	Sum of Hillsborough	*Back on Market can be from these sources - Pending, Temp Off Market, Cancelled and Expired Listing)
Back on the Market	1	
New Listings	0	
Price Decrease	11	
Price Increase	0	

7 DAY SOLD COMPARISON

Closed Prior Year	Volume	Count	Closed Prior Year	Volume	Count
Friday, May 01, 2026	\$1,195,500	5	Friday, May 02, 2025	\$1,348,000	6
Thursday, April 30, 2026	\$8,431,000	24	Thursday, May 01, 2025	\$1,745,000	8
Wednesday, April 29, 2026	\$640,000	3	Wednesday, April 30, 2025	\$4,978,000	17
Tuesday, April 28, 2026	\$3,433,900	8	Tuesday, April 29, 2025	\$3,817,650	10
Monday, April 27, 2026	\$6,973,500	11	Monday, April 28, 2025	\$2,572,000	10
Total	\$20,673,900	51	Total	\$14,460,650	51

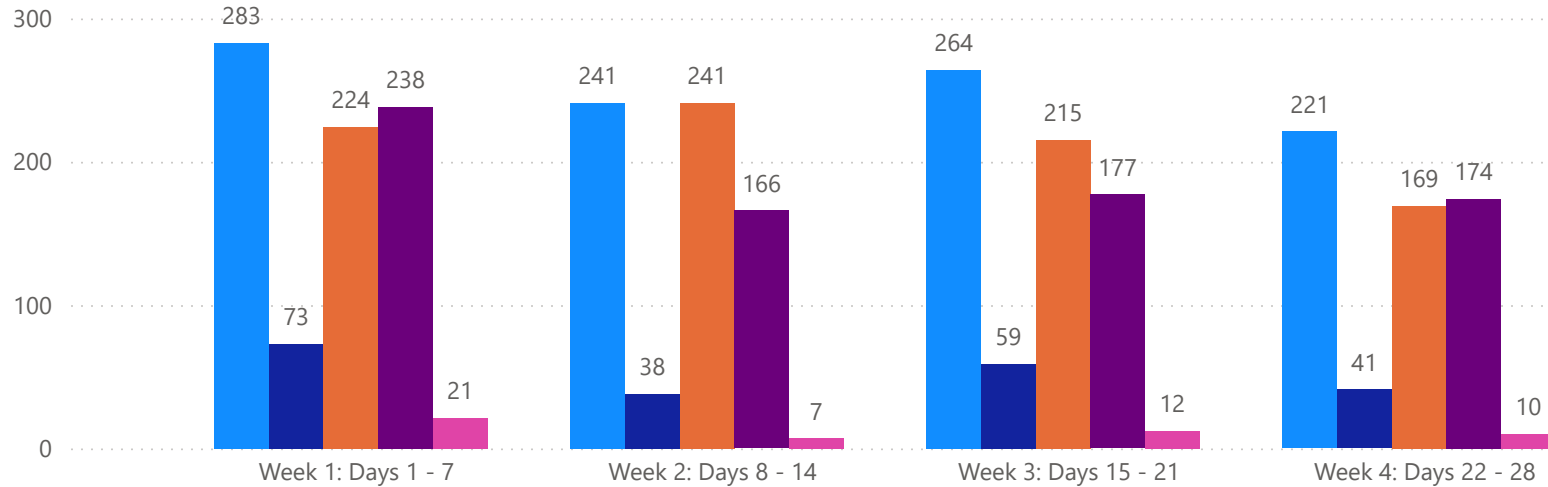


4 WEEK REAL ESTATE MARKET REPORT

SARASOTA COUNTY - SINGLE FAMILY HOME

5/3/2026

MLS Status ● Active ● Canceled ● Pending ● Sold ● Temporarily Off-Market



All data is current as of today, though some MLS statuses may have changed from prior days.

TOTALS

MLS Status	4 Week Total
Active	1009
Canceled	211
Pending	849
Sold	755
Temporarily Off-Market	50

DAILY MARKET CHANGE

Category	Sum of Sarasota
Back on the Market	2
New Listings	12
Price Decrease	19
Price Increase	2

*Back on Market can be from these sources - Pending, Temp Off Market, Cancelled and Expired Listing)

7 DAY SOLD COMPARISON

Closed Prior Year	Volume	Count	Closed Prior Year	Volume	Count
Sunday, May 03, 2026	\$428,000	1	Friday, May 02, 2025	\$20,163,524	40
Friday, May 01, 2026	\$34,315,069	31	Thursday, May 01, 2025	\$33,319,941	44
Thursday, April 30, 2026	\$94,867,913	89	Wednesday, April 30, 2025	\$47,379,701	80
Wednesday, April 29, 2026	\$32,341,925	46	Tuesday, April 29, 2025	\$18,281,360	31
Tuesday, April 28, 2026	\$25,719,473	35	Monday, April 28, 2025	\$37,424,305	44
Monday, April 27, 2026	\$28,561,887	36	Total	\$156,568,831	239
Total	\$216,234,267	238			

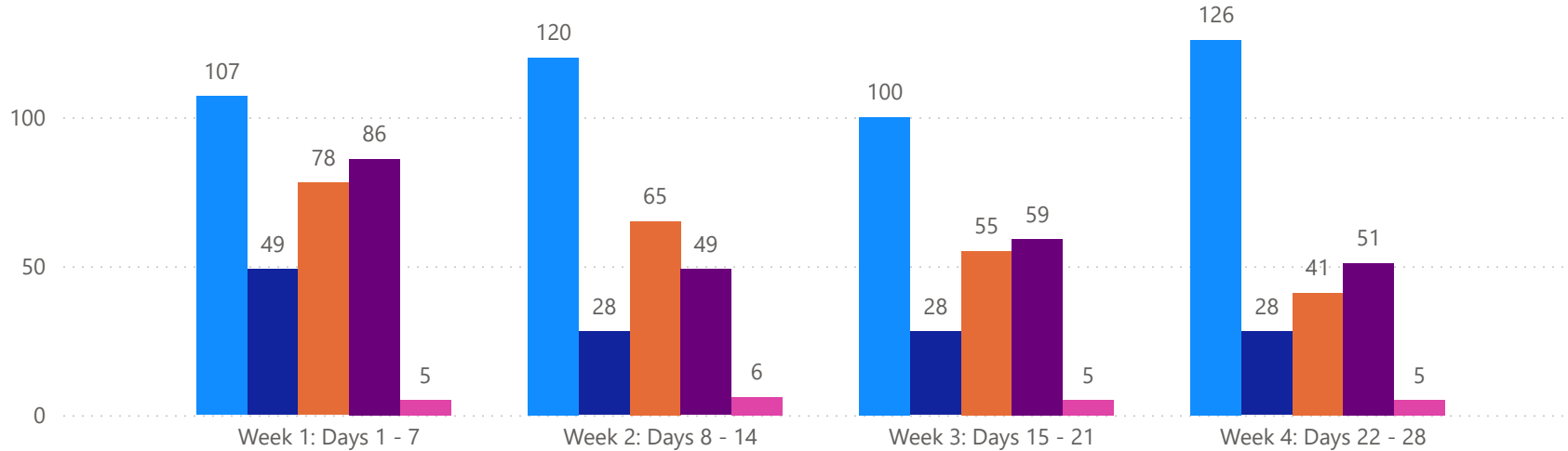


4 WEEK REAL ESTATE MARKET REPORT

SARASOTA COUNTY - CONDO

5/3/2026

MLS Status ● Active ● Canceled ● Pending ● Sold ● Temporarily Off-Market



All data is current as of today, though some MLS statuses may have changed from prior days.

TOTALS

MLS Status	4 Week Total
Active	453
Canceled	133
Pending	239
Sold	245
Temporarily Off-Market	21

DAILY MARKET CHANGE

Category	Sum of Sarasota
Back on the Market	2
New Listings	4
Price Decrease	8
Price Increase	0

*Back on Market can be from these sources - Pending, Temp Off Market, Cancelled and Expired Listing)

7 DAY SOLD COMPARISON

Closed Prior Year	Volume	Count	Closed Prior Year	Volume	Count
Friday, May 01, 2026	\$15,038,000	18	Friday, May 02, 2025	\$2,375,000	7
Thursday, April 30, 2026	\$26,085,554	29	Thursday, May 01, 2025	\$3,953,000	8
Wednesday, April 29, 2026	\$7,586,395	16	Wednesday, April 30, 2025	\$15,907,000	15
Tuesday, April 28, 2026	\$7,087,900	11	Tuesday, April 29, 2025	\$3,495,997	12
Monday, April 27, 2026	\$6,657,950	12	Monday, April 28, 2025	\$5,202,500	13
Total	\$62,455,799	86	Total	\$30,933,497	55

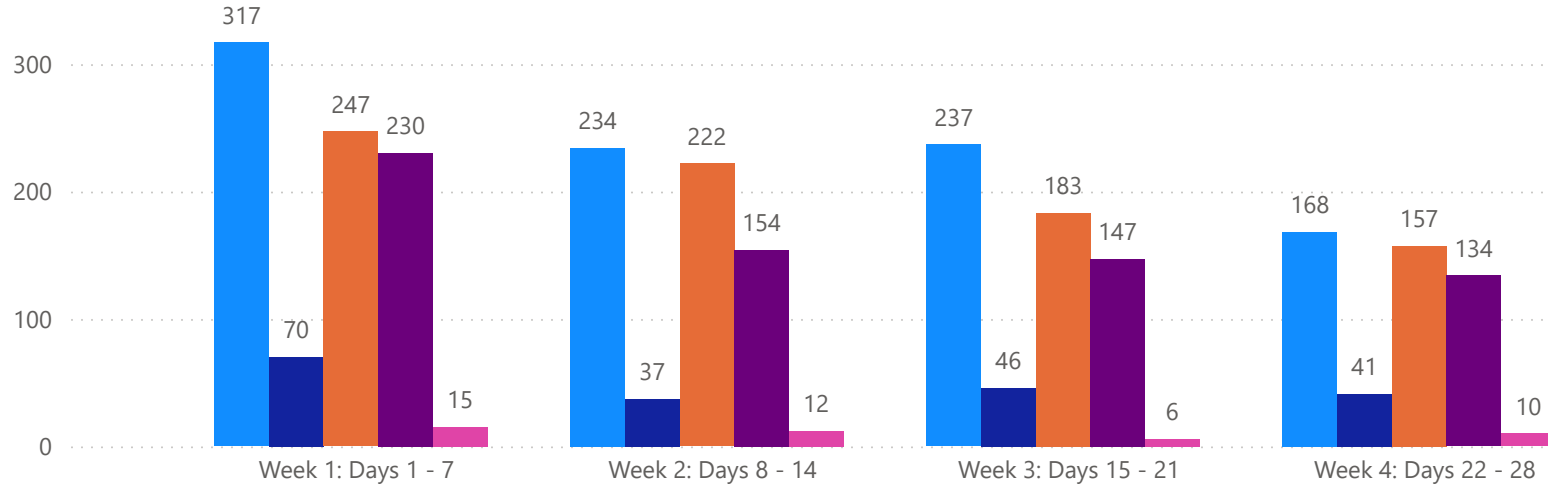


4 WEEK REAL ESTATE MARKET REPORT

MANATEE COUNTY - SINGLE FAMILY HOME

5/3/2026

MLS Status ● Active ● Canceled ● Pending ● Sold ● Temporarily Off-Market



All data is current as of today, though some MLS statuses may have changed from prior days.

TOTALS

MLS Status	4 Week Total
Active	956
Canceled	194
Pending	809
Sold	665
Temporarily Off-Market	43


DAILY MARKET CHANGE

Category	Sum of Manatee
Back on the Market	1
New Listings	11
Price Decrease	19
Price Increase	1

*Back on Market can be from these sources - Pending, Temp Off Market, Cancelled and Expired Listing)

7 DAY SOLD COMPARISON

Closed Prior Year	Volume	Count	Closed Prior Year	Volume	Count
Sunday, May 03, 2026	\$982,922	1	Friday, May 02, 2025	\$21,650,797	41
Friday, May 01, 2026	\$17,612,450	23	Thursday, May 01, 2025	\$26,625,473	35
Thursday, April 30, 2026	\$76,040,902	72	Wednesday, April 30, 2025	\$38,669,028	64
Wednesday, April 29, 2026	\$20,990,815	35	Tuesday, April 29, 2025	\$21,500,954	40
Tuesday, April 28, 2026	\$37,139,704	63	Monday, April 28, 2025	\$33,201,165	51
Monday, April 27, 2026	\$26,319,382	36	Saturday, April 26, 2025	\$665,000	1
Total	\$179,086,175	230	Total	\$142,312,417	232

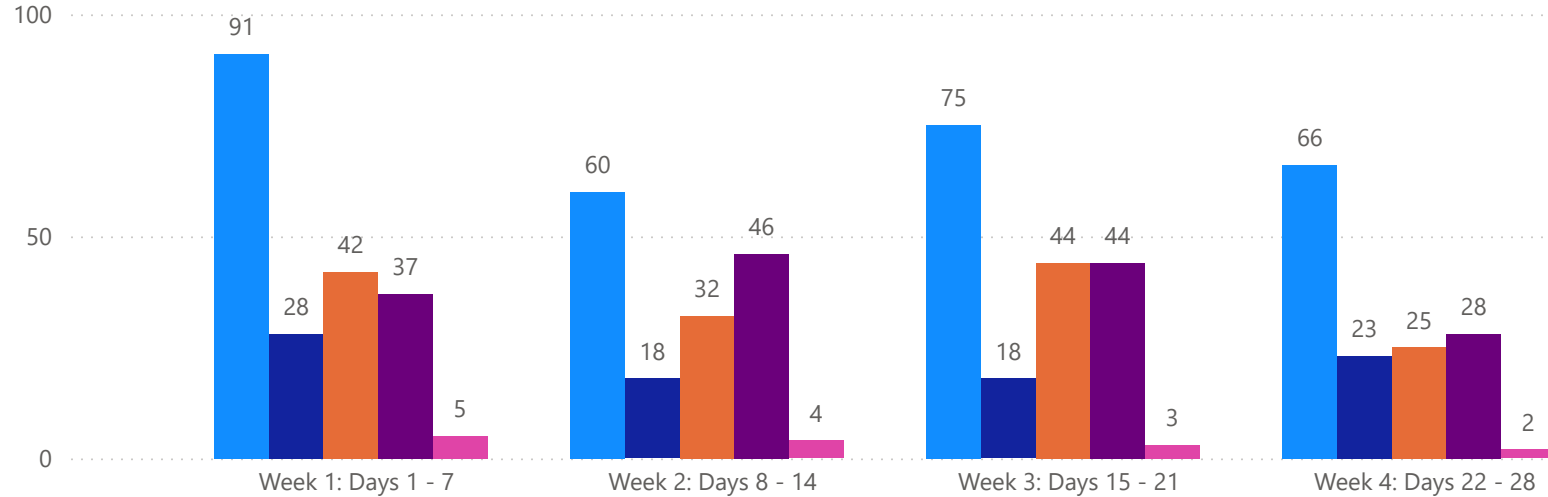


4 WEEK REAL ESTATE MARKET REPORT

MANATEE COUNTY - CONDO

5/3/2026

MLS Status ● Active ● Canceled ● Pending ● Sold ● Temporarily Off-Market



TOTALS

MLS Status	4 Week Total
Active	292
Canceled	87
Pending	143
Sold	155
Temporarily Off-Market	14

DAILY MARKET CHANGE

Category	Sum of Manatee
Back on the Market	0
New Listings	3
Price Decrease	4
Price Increase	0

*Back on Market can be from these sources - Pending, Temp Off Market, Cancelled and Expired Listing)

7 DAY SOLD COMPARISON

Closed Prior Year	Volume	Count
Friday, May 01, 2026	\$643,500	4
Thursday, April 30, 2026	\$5,683,000	14
Wednesday, April 29, 2026	\$1,455,000	5
Tuesday, April 28, 2026	\$1,019,000	4
Monday, April 27, 2026	\$3,338,797	10
Total	\$12,139,297	37

Closed Prior Year	Volume	Count
Friday, May 02, 2025	\$892,500	4
Thursday, May 01, 2025	\$3,550,500	10
Wednesday, April 30, 2025	\$4,302,500	12
Tuesday, April 29, 2025	\$1,159,900	6
Monday, April 28, 2025	\$2,016,800	7
Saturday, April 26, 2025	\$850,000	1
Total	\$12,772,200	40

