

SUNCOAST TAMPA ASSOCIATION OF REALTORS®

4 WEEK REAL ESTATE MARKET REPORT

Monday, May 4, 2026

As of: Tuesday, May 5, 2026

- 1 Report Breakdown
- 2 Cumulative Tampa Bay Report - Single Family Home
- 3 Cumulative Tampa Bay Report - Condominium
- 4 Pinellas County - Single Family Home
- 5 Pinellas County - Condominium
- 6 Pasco County - Single Family Home
- 7 Pasco County - Condominium
- 8 Hillsborough County - Single Family Home
- 9 Hillsborough County - Condominium
- 10 Sarasota County - Single Family Home
- 11 Sarasota County - Condominium
- 12 Manatee County - Single Family Home
- 13 Manatee County - Condominium

4 WEEK REAL ESTATE MARKET REPORT

REPORT BREAKDOWN

Monday, May 4, 2026

as of: 5/5/2026

Day 1	Monday, May 4, 2026
Day 2	Sunday, May 3, 2026
Day 3	Saturday, May 2, 2026
Day 4	Friday, May 1, 2026
Day 5	Thursday, April 30, 2026
Day 6	Tuesday, May 5, 2026
Day 7	Monday, May 4, 2026
Day 8	Sunday, May 3, 2026
Day 9	Saturday, May 2, 2026
Day 10	Friday, May 1, 2026
Day 11	Thursday, April 30, 2026
Day 12	Wednesday, April 29, 2026
Day 13	Tuesday, April 28, 2026
Day 14	Monday, April 27, 2026
Day 15	Sunday, April 26, 2026
Day 16	Saturday, April 25, 2026
Day 17	Friday, April 24, 2026
Day 18	Thursday, April 23, 2026
Day 19	Wednesday, April 22, 2026
Day 20	Tuesday, April 21, 2026
Day 21	Monday, April 20, 2026
Day 22	Sunday, April 19, 2026
Day 23	Saturday, April 18, 2026
Day 24	Friday, April 17, 2026
Day 25	Thursday, April 16, 2026
Day 26	Wednesday, April 15, 2026
Day 27	Tuesday, April 14, 2026
Day 28	Monday, April 13, 2026

REPORT BREAKDOWN

GRAPH:

Active - Newly listed during the date range

Pending - Status changed to 'pending' during the date range

Sold - Closed during the date range

Canceled - Canceled during the date range

Temp off Market - Status changed to 'temp' off market' during the date range

The date ranges are not cumulative.

Day 1: Monday, May 4, 2026

Day 28: Monday, April 13, 2026

TOTALS:

4 Weeks: The summation of each date range (Day 1 - Day 28)

Market Changes

Day 1's New Listings, Price Increase, Price Decreases and Back on Market

Manatee County - Single Family Home

7 Day Sold Comparison

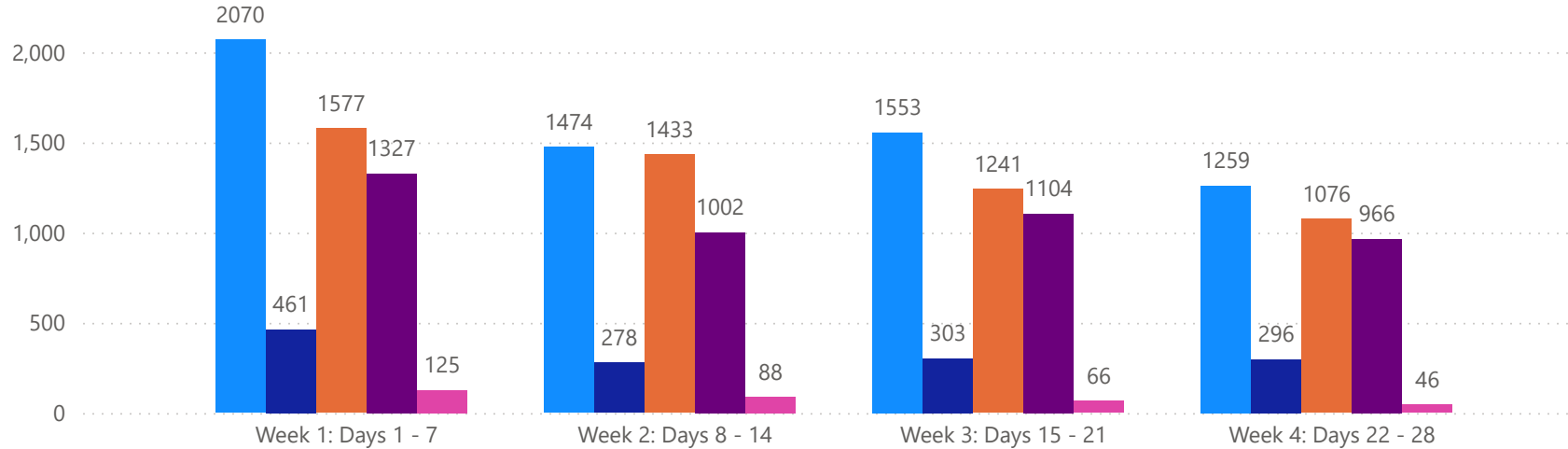
Compares the sold amount and volume in the last 7 days against the same timeframe in the prior year and days 8 - days 14.

4 WEEK REAL ESTATE MARKET REPORT

TAMPA BAY - SINGLE FAMILY HOME

5/4/2026

MLS Status ● Active ● Canceled ● Pending ● Sold ● Temporarily Off-Market



All data is current as of today, though some MLS statuses may have changed from prior days.

TOTALS

MLS Status	4 Week Total
Active	6356
Canceled	1338
Pending	5327
Sold	4399
Temporarily Off-Market	325

DAILY MARKET CHANGE

Category	Sum of Total	
Back on the Market	22	*Back on Market can be from these sources - Pending, Temp Off Market, Cancelled and Expired Listing)
New Listings	57	
Price Decrease	108	
Price Increase	8	

7 DAY SOLD COMPARISON

Closed Prior Year	Volume	Count	Closed Prior Year	Volume	Count
Monday, May 04, 2026	\$55,303,120	93	Saturday, May 03, 2025	\$14,248,120	17
Sunday, May 03, 2026	\$5,534,832	12	Friday, May 02, 2025	\$136,134,002	275
Saturday, May 02, 2026	\$922,139	2	Thursday, May 01, 2025	\$140,523,159	234
Friday, May 01, 2026	\$164,705,168	250	Wednesday, April 30, 2025	\$233,496,197	400
Thursday, April 30, 2026	\$371,932,461	507	Tuesday, April 29, 2025	\$104,773,966	208
Wednesday, April 29, 2026	\$126,735,707	227	Monday, April 28, 2025	\$150,584,195	258
Tuesday, April 28, 2026	\$134,422,535	236	Sunday, April 27, 2025	\$839,900	2
Total	\$859,555,962	1327	Total	\$780,599,539	1394

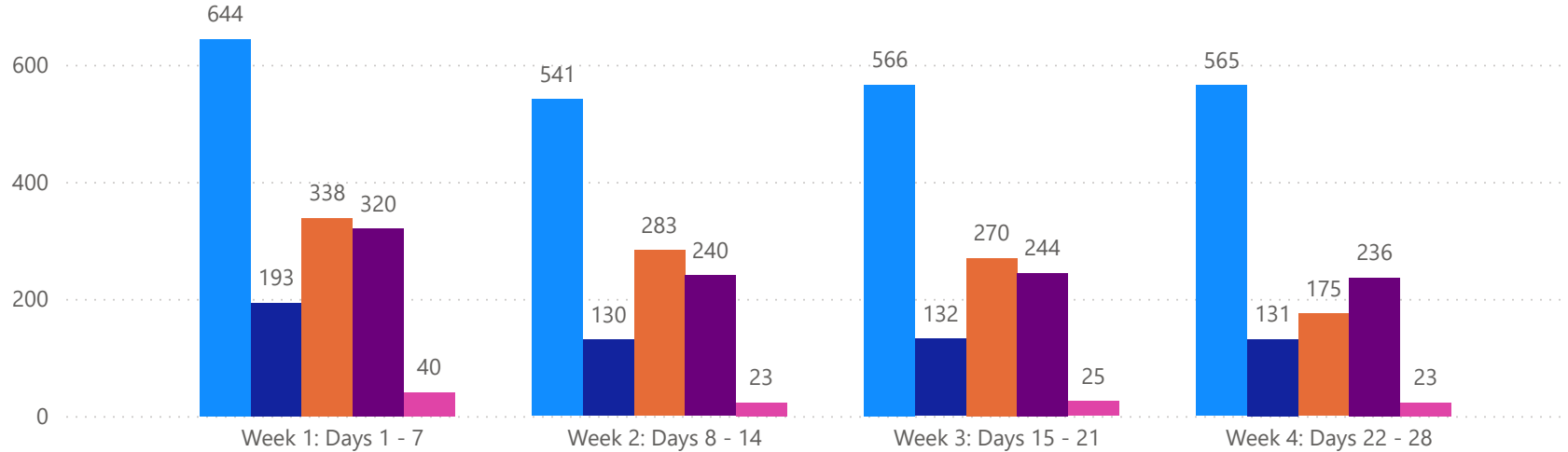


4 WEEK REAL ESTATE MARKET REPORT

TAMPA BAY - CONDO

5/4/2026

MLS Status ● Active ● Canceled ● Pending ● Sold ● Temporarily Off-Market



All data is current as of today, though some MLS statuses may have changed from prior days.

TOTALS

MLS Status	4 Week Total
Active	2316
Canceled	586
Pending	1066
Sold	1040
Temporarily Off-Market	111

DAILY MARKET CHANGE

Category	Sum of Total
Back on the Market	3
New Listings	28
Price Decrease	40
Price Increase	1

*Back on Market can be from these sources - Pending, Temp Off Market, Cancelled and Expired Listing)

7 DAY SOLD COMPARISON

Closed Prior Year	Volume	Count	Closed Prior Year	Volume	Count
Monday, May 04, 2026	\$13,841,168	29	Saturday, May 03, 2025	\$607,500	1
Saturday, May 02, 2026	\$165,000	1	Friday, May 02, 2025	\$16,691,899	45
Friday, May 01, 2026	\$32,398,050	58	Thursday, May 01, 2025	\$20,233,000	48
Thursday, April 30, 2026	\$68,002,242	139	Wednesday, April 30, 2025	\$38,729,725	86
Wednesday, April 29, 2026	\$16,404,098	45	Tuesday, April 29, 2025	\$15,825,447	45
Tuesday, April 28, 2026	\$30,727,800	48	Monday, April 28, 2025	\$20,144,500	57
Total	\$161,538,358	320	Total	\$112,232,071	282

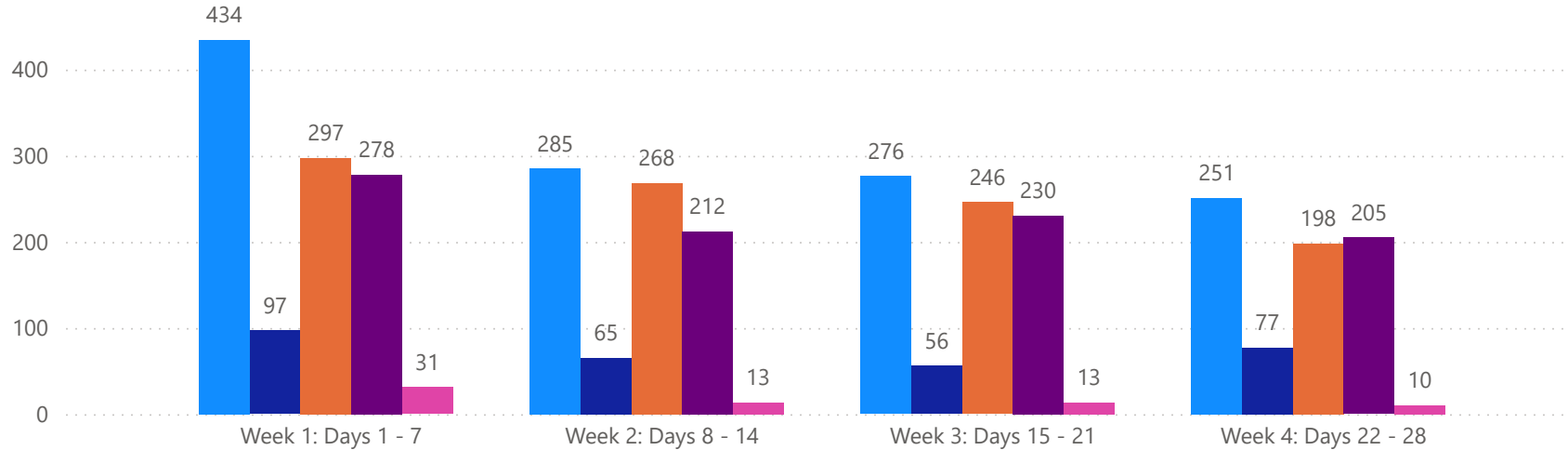


4 WEEK REAL ESTATE MARKET REPORT

PINELLAS COUNTY - SINGLE FAMILY HOME

5/4/2026

MLS Status ● Active ● Canceled ● Pending ● Sold ● Temporarily Off-Market



All data is current as of today, though some MLS statuses may have changed from prior days.

TOTALS

MLS Status	4 Week Total
Active	1246
Canceled	295
Pending	1009
Sold	925
Temporarily Off-Market	67

DAILY MARKET CHANGE

Category	Sum of Pinellas
Back on the Market	16
New Listings	41
Price Decrease	65
Price Increase	1

*Back on Market can be from these sources - Pending, Temp Off Market, Cancelled and Expired Listing)

7 DAY SOLD COMPARISON

Closed Prior Year	Volume	Count	Closed Prior Year	Volume	Count
Monday, May 04, 2026	\$16,505,199	24	Saturday, May 03, 2025	\$655,000	1
Saturday, May 02, 2026	\$334,900	1	Friday, May 02, 2025	\$32,093,562	60
Friday, May 01, 2026	\$29,161,275	45	Thursday, May 01, 2025	\$25,180,217	41
Thursday, April 30, 2026	\$85,506,986	122	Wednesday, April 30, 2025	\$62,139,525	88
Wednesday, April 29, 2026	\$24,937,300	46	Tuesday, April 29, 2025	\$16,348,400	31
Tuesday, April 28, 2026	\$25,647,075	40	Monday, April 28, 2025	\$13,732,925	30
Total	\$182,092,735	278	Sunday, April 27, 2025	\$425,000	1
			Total	\$150,574,629	252

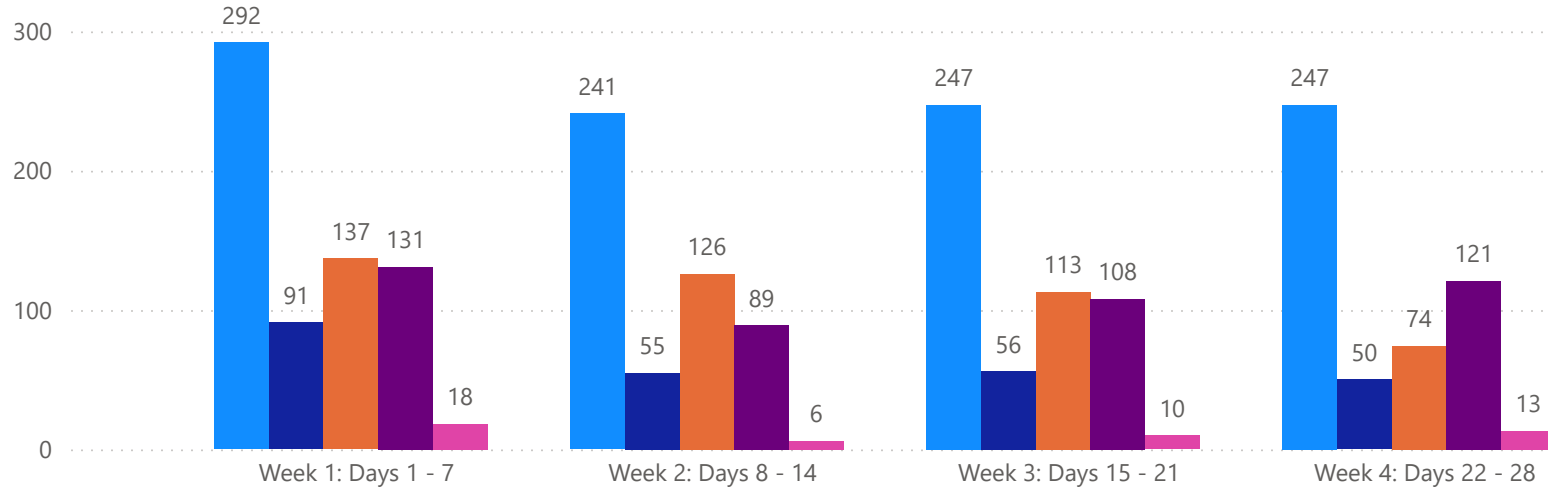


4 WEEK REAL ESTATE MARKET REPORT

PINELLAS COUNTY - CONDO

5/4/2026

MlsStatus ● Active ● Canceled ● Pending ● Sold ● Temporarily Off-Market



All data is current as of today, though some MLS statuses may have changed from prior days.

TOTALS

MLS Status	4 Week Total
Active	1027
Canceled	252
Pending	450
Sold	449
Temporarily Off-Market	47

DAILY MARKET CHANGE

Category	Sum of Pinellas
Back on the Market	9
New Listings	30
Price Decrease	45
Price Increase	1

*Back on Market can be from these sources - Pending, Temp Off Market, Cancelled and Expired Listing)

7 DAY SOLD COMPARISON

Closed Prior Year	Volume	Count	Closed Prior Year	Volume	Count
Monday, May 04, 2026	\$6,777,600	11	Saturday, May 03, 2025	\$607,500	1
Saturday, May 02, 2026	\$165,000	1	Friday, May 02, 2025	\$11,625,500	25
Friday, May 01, 2026	\$11,869,150	17	Thursday, May 01, 2025	\$10,829,500	21
Thursday, April 30, 2026	\$24,911,798	62	Wednesday, April 30, 2025	\$12,595,975	37
Wednesday, April 29, 2026	\$5,993,703	15	Tuesday, April 29, 2025	\$6,698,900	13
Tuesday, April 28, 2026	\$19,187,000	25	Monday, April 28, 2025	\$9,693,300	22
Total	\$68,904,251	131	Total	\$52,050,675	119

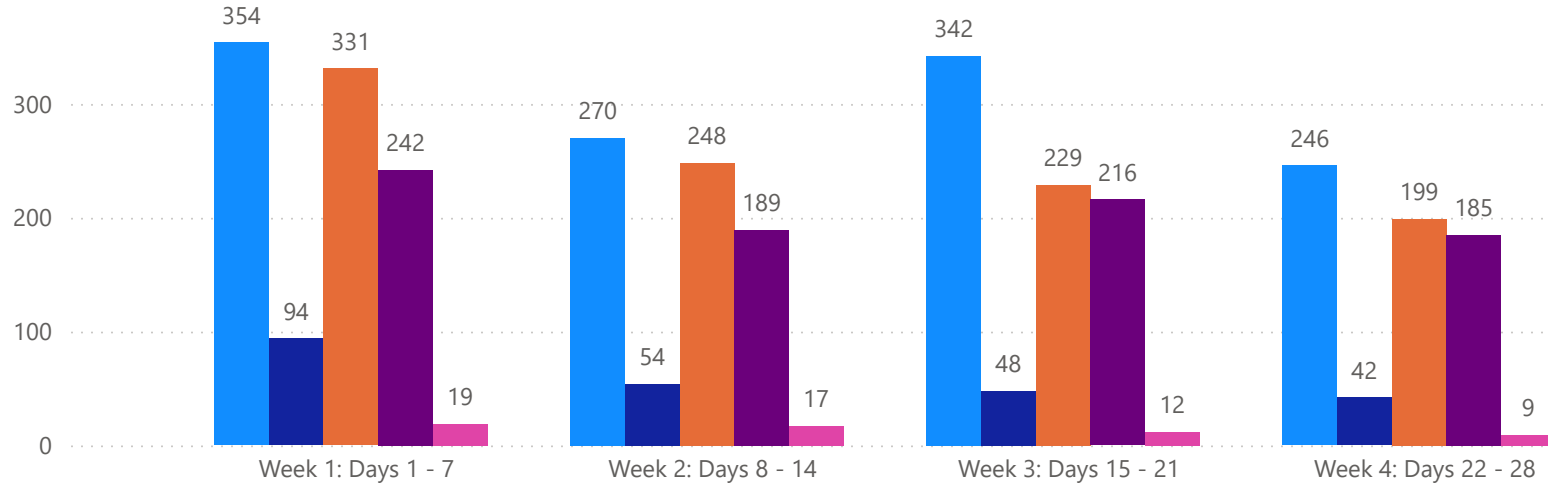


4 WEEK REAL ESTATE MARKET REPORT

PASCO COUNTY - SINGLE FAMILY HOME

5/4/2026

MLS Status ● Active ● Canceled ● Pending ● Sold ● Temporarily Off-Market



All data is current as of today, though some MLS statuses may have changed from prior days.

TOTALS

MLS Status	4 Week Total
Active	1212
Canceled	238
Pending	1007
Sold	832
Temporarily Off-Market	57

DAILY MARKET CHANGE

Category	Sum of Pasco
Back on the Market	9
New Listings	40
Price Decrease	71
Price Increase	8

*Back on Market can be from these sources - Pending, Temp Off Market, Cancelled and Expired Listing)

7 DAY SOLD COMPARISON

Closed Prior Year	Volume	Count	Closed Prior Year	Volume	Count
Monday, May 04, 2026	\$7,408,890	14	Saturday, May 03, 2025	\$979,990	2
Sunday, May 03, 2026	\$4,089,410	10	Friday, May 02, 2025	\$18,882,818	46
Saturday, May 02, 2026	\$587,239	1	Thursday, May 01, 2025	\$22,652,298	54
Friday, May 01, 2026	\$22,157,319	48	Wednesday, April 30, 2025	\$27,800,458	65
Thursday, April 30, 2026	\$34,036,241	84	Tuesday, April 29, 2025	\$18,921,663	48
Wednesday, April 29, 2026	\$18,089,335	45	Monday, April 28, 2025	\$20,750,650	50
Tuesday, April 28, 2026	\$15,627,930	40	Sunday, April 27, 2025	\$414,900	1
Total	\$101,996,364	242	Total	\$110,402,777	266

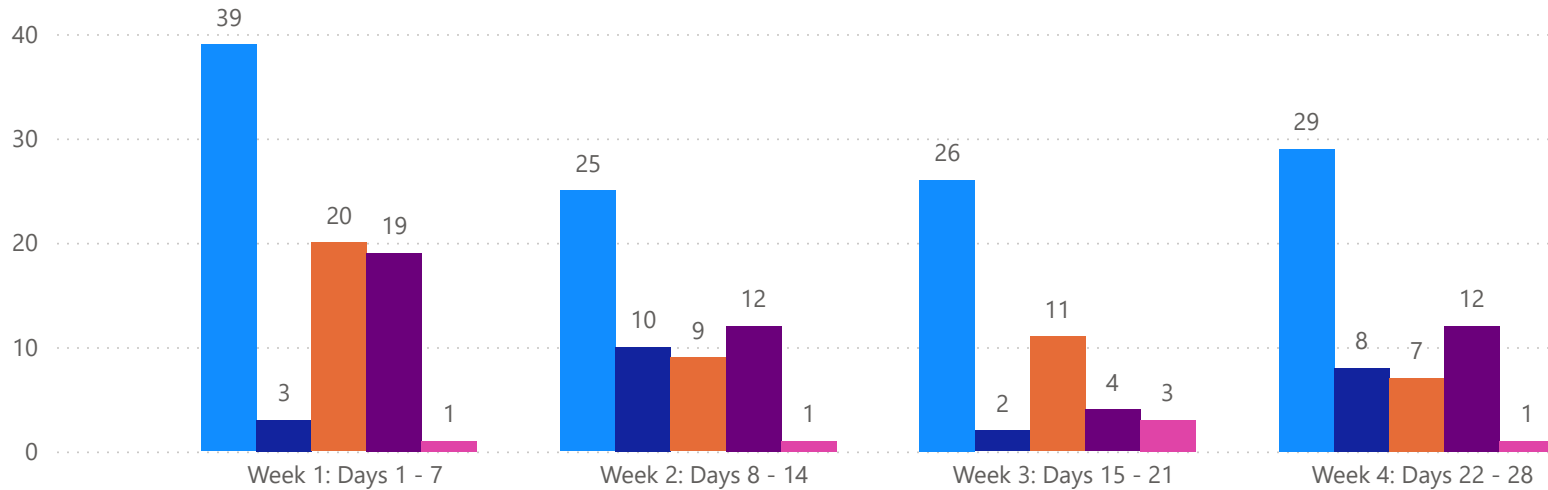


4 WEEK REAL ESTATE MARKET REPORT

PASCO COUNTY - CONDO

5/4/2026

MLS Status ● Active ● Canceled ● Pending ● Sold ● Temporarily Off-Market



All data is current as of today, though some MLS statuses may have changed from prior days.

TOTALS

MLS Status	4 Week Total
Active	119
Canceled	23
Pending	47
Sold	47
Temporarily Off-Market	6

DAILY MARKET CHANGE

Category	Sum of Pasco
Back on the Market	0
New Listings	5
Price Decrease	11
Price Increase	1

*Back on Market can be from these sources - Pending, Temp Off Market, Cancelled and Expired Listing)

7 DAY SOLD COMPARISON

Closed Prior Year	Volume	Count
Monday, May 04, 2026	\$60,000	1
Friday, May 01, 2026	\$1,122,900	6
Thursday, April 30, 2026	\$925,900	6
Wednesday, April 29, 2026	\$729,000	6
Total	\$2,837,800	19

Closed Prior Year	Volume	Count
Friday, May 02, 2025	\$450,899	3
Thursday, May 01, 2025	\$155,000	1
Wednesday, April 30, 2025	\$946,250	5
Tuesday, April 29, 2025	\$653,000	4
Monday, April 28, 2025	\$659,900	5
Total	\$2,865,049	18

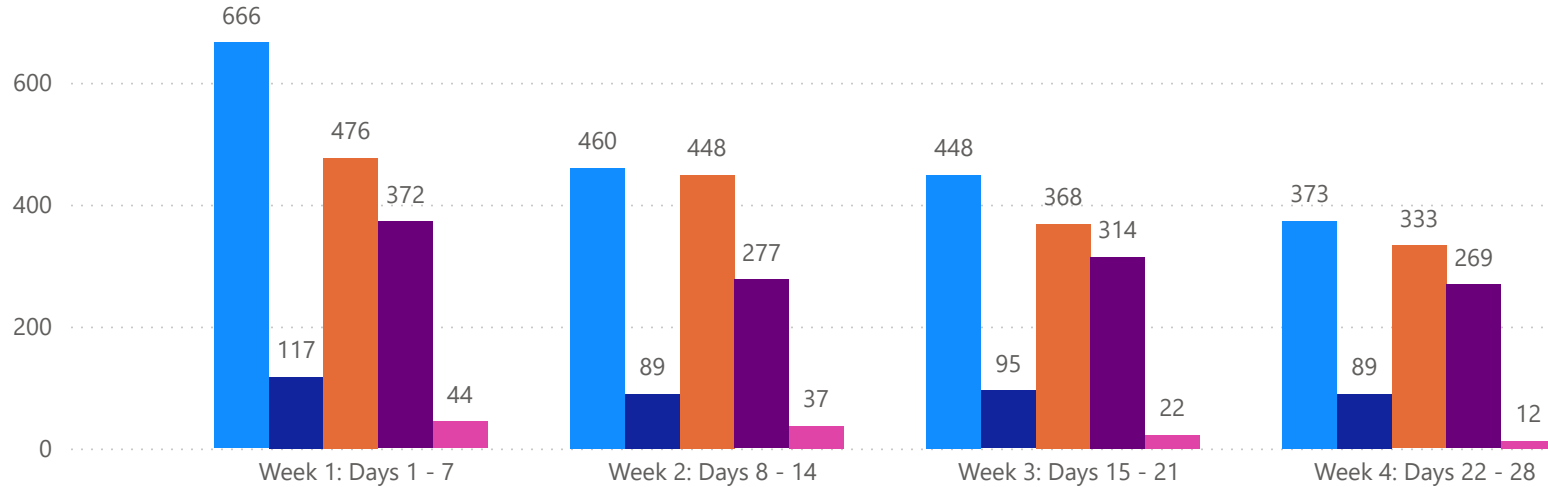


4 WEEK REAL ESTATE MARKET REPORT

HILLSBOROUGH COUNTY - SINGLE FAMILY HOME

5/4/2026

MLSStatus ● Active ● Canceled ● Pending ● Sold ● Temporarily Off-Market



All data is current as of today, though some MLS statuses may have changed from prior days.

TOTALS

MLS Status	4 Week Total
Active	1947
Canceled	390
Pending	1625
Sold	1232
Temporarily Off-Market	115

DAILY MARKET CHANGE

Category	Sum of Hillsborough	*Back on Market can be from these sources - Pending, Temp Off Market, Cancelled and Expired Listing)
Back on the Market	17	
New Listings	52	
Price Decrease	77	
Price Increase	11	

7 DAY SOLD COMPARISON

Closed Prior Year	Volume	Count	Closed Prior Year	Volume	Count
Monday, May 04, 2026	\$15,485,031	30	Saturday, May 03, 2025	\$6,704,970	6
Sunday, May 03, 2026	\$462,500	1	Friday, May 02, 2025	\$43,343,301	88
Friday, May 01, 2026	\$58,706,555	95	Thursday, May 01, 2025	\$32,745,230	60
Thursday, April 30, 2026	\$76,694,997	134	Wednesday, April 30, 2025	\$57,507,485	103
Wednesday, April 29, 2026	\$29,736,405	54	Tuesday, April 29, 2025	\$29,721,589	58
Tuesday, April 28, 2026	\$30,288,353	58	Monday, April 28, 2025	\$45,475,150	83
Total	\$211,373,841	372	Total	\$215,497,725	398

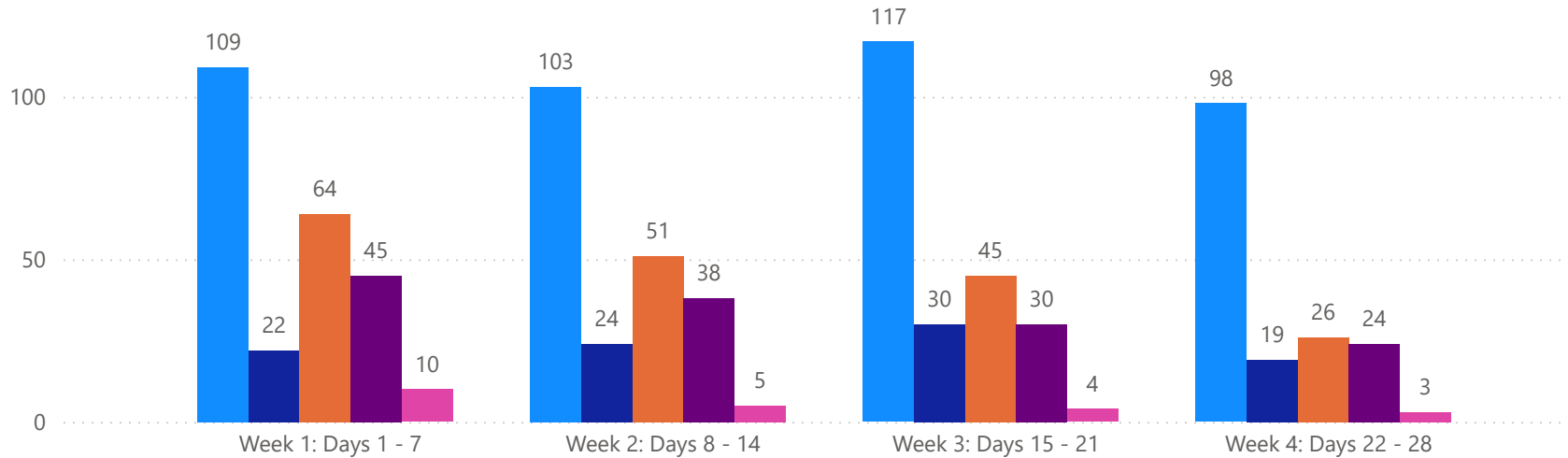


4 WEEK REAL ESTATE MARKET REPORT

HILLSBOROUGH COUNTY - CONDO

5/4/2026

MLS Status ● Active ● Canceled ● Pending ● Sold ● Temporarily Off-Market



All data is current as of today, though some MLS statuses may have changed from prior days.

TOTALS

MLS Status	4 Week Total
Active	427
Canceled	95
Pending	186
Sold	137
Temporarily Off-Market	22

DAILY MARKET CHANGE

Category	Sum of Hillsborough	*Back on Market can be from these sources - Pending, Temp Off Market, Cancelled and Expired Listing)
Back on the Market	4	
New Listings	9	
Price Decrease	15	
Price Increase	0	

7 DAY SOLD COMPARISON

Closed Prior Year	Volume	Count	Closed Prior Year	Volume	Count
Monday, May 04, 2026	\$1,323,500	4	Friday, May 02, 2025	\$1,348,000	6
Friday, May 01, 2026	\$1,390,500	6	Thursday, May 01, 2025	\$1,745,000	8
Thursday, April 30, 2026	\$8,431,000	24	Wednesday, April 30, 2025	\$4,978,000	17
Wednesday, April 29, 2026	\$640,000	3	Tuesday, April 29, 2025	\$3,817,650	10
Tuesday, April 28, 2026	\$3,433,900	8	Monday, April 28, 2025	\$2,572,000	10
Total	\$15,218,900	45	Total	\$14,460,650	51

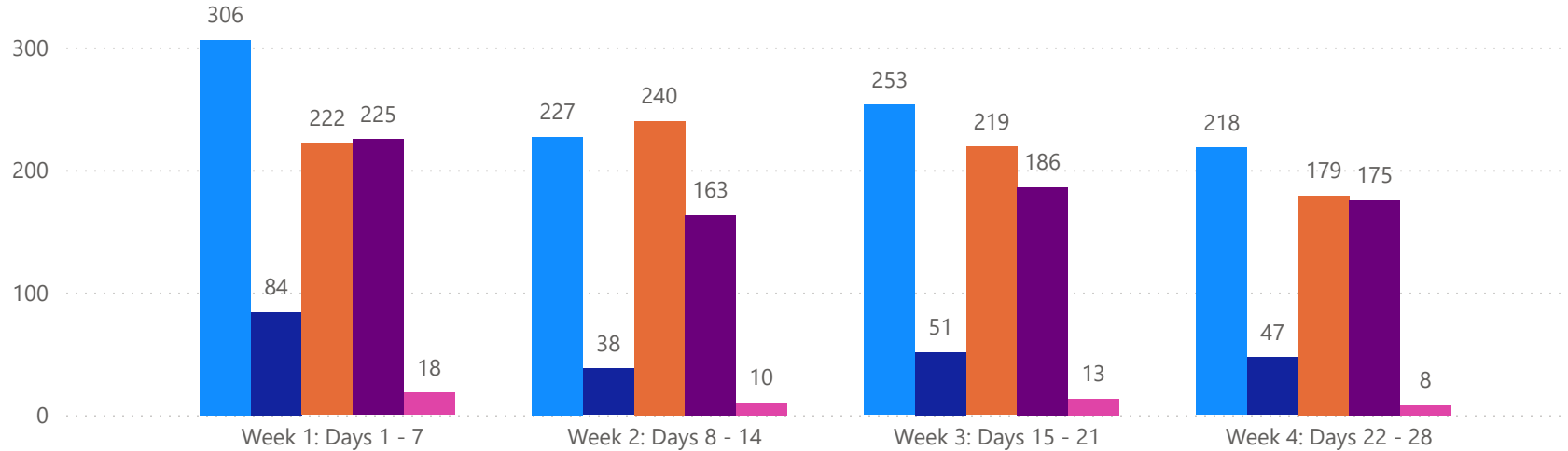


4 WEEK REAL ESTATE MARKET REPORT

SARASOTA COUNTY - SINGLE FAMILY HOME

5/4/2026

MLSStatus ● Active ● Canceled ● Pending ● Sold ● Temporarily Off-Market



All data is current as of today, though some MLS statuses may have changed from prior days.

TOTALS

MLS Status	4 Week Total
Active	1004
Canceled	220
Pending	860
Sold	749
Temporarily Off-Market	49

DAILY MARKET CHANGE

Category	Sum of Sarasota
Back on the Market	12
New Listings	38
Price Decrease	67
Price Increase	10

*Back on Market can be from these sources - Pending, Temp Off Market, Cancelled and Expired Listing)

7 DAY SOLD COMPARISON

Closed Prior Year	Volume	Count	Closed Prior Year	Volume	Count
Monday, May 04, 2026	\$7,884,000	13	Saturday, May 03, 2025	\$1,177,000	3
Friday, May 01, 2026	\$36,523,069	38	Friday, May 02, 2025	\$20,163,524	40
Thursday, April 30, 2026	\$98,087,335	92	Thursday, May 01, 2025	\$33,319,941	44
Wednesday, April 29, 2026	\$32,981,852	47	Wednesday, April 30, 2025	\$47,379,701	80
Tuesday, April 28, 2026	\$25,719,473	35	Tuesday, April 29, 2025	\$18,281,360	31
Total	\$201,195,729	225	Monday, April 28, 2025	\$37,424,305	44
			Total	\$157,745,831	242

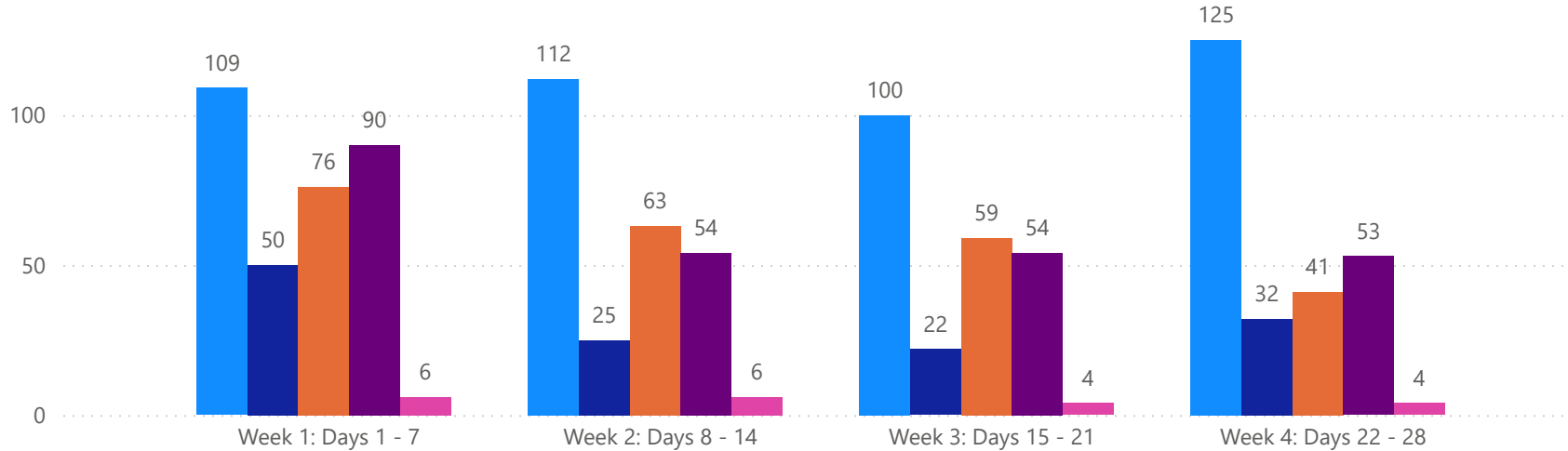


4 WEEK REAL ESTATE MARKET REPORT

SARASOTA COUNTY - CONDO

5/4/2026

MLS Status ● Active ● Canceled ● Pending ● Sold ● Temporarily Off-Market



All data is current as of today, though some MLS statuses may have changed from prior days.

TOTALS

MLS Status	4 Week Total
Active	446
Canceled	129
Pending	239
Sold	251
Temporarily Off-Market	20

DAILY MARKET CHANGE

Category	Sum of Sarasota
Back on the Market	3
New Listings	12
Price Decrease	15
Price Increase	1

*Back on Market can be from these sources - Pending, Temp Off Market, Cancelled and Expired Listing)

7 DAY SOLD COMPARISON

Closed Prior Year	Volume	Count	Closed Prior Year	Volume	Count
Monday, May 04, 2026	\$4,903,100	9	Friday, May 02, 2025	\$2,375,000	7
Friday, May 01, 2026	\$16,862,000	22	Thursday, May 01, 2025	\$3,953,000	8
Thursday, April 30, 2026	\$27,690,554	32	Wednesday, April 30, 2025	\$15,907,000	15
Wednesday, April 29, 2026	\$7,586,395	16	Tuesday, April 29, 2025	\$3,495,997	12
Tuesday, April 28, 2026	\$7,087,900	11	Monday, April 28, 2025	\$5,202,500	13
Total	\$64,129,949	90	Total	\$30,933,497	55

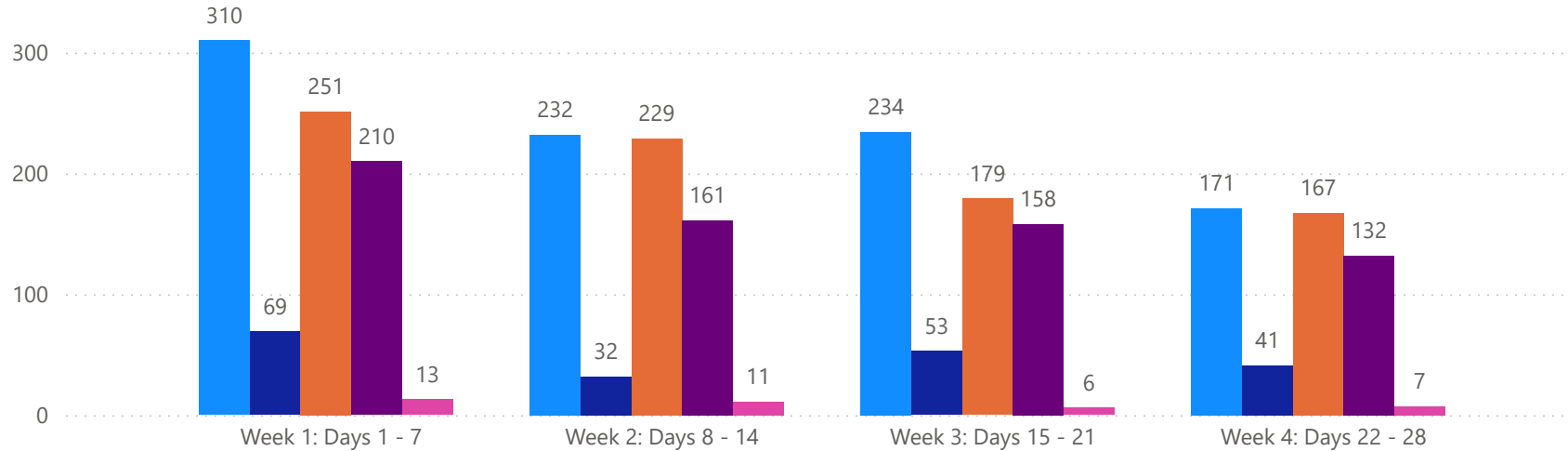


4 WEEK REAL ESTATE MARKET REPORT

MANATEE COUNTY - SINGLE FAMILY HOME

5/4/2026

MLS Status ● Active ● Canceled ● Pending ● Sold ● Temporarily Off-Market



All data is current as of today, though some MLS statuses may have changed from prior days.

TOTALS

MLS Status	4 Week Total
Active	947
Canceled	195
Pending	826
Sold	661
Temporarily Off-Market	37

DAILY MARKET CHANGE

Category	Sum of Manatee
Back on the Market	15
New Listings	24
Price Decrease	46
Price Increase	15

*Back on Market can be from these sources - Pending, Temp Off Market, Cancelled and Expired Listing)

7 DAY SOLD COMPARISON

Closed Prior Year	Volume	Count	Closed Prior Year	Volume	Count
Monday, May 04, 2026	\$8,020,000	12	Saturday, May 03, 2025	\$4,731,160	5
Sunday, May 03, 2026	\$982,922	1	Friday, May 02, 2025	\$21,650,797	41
Friday, May 01, 2026	\$18,156,950	24	Thursday, May 01, 2025	\$26,625,473	35
Thursday, April 30, 2026	\$77,606,902	75	Wednesday, April 30, 2025	\$38,669,028	64
Wednesday, April 29, 2026	\$20,990,815	35	Tuesday, April 29, 2025	\$21,500,954	40
Tuesday, April 28, 2026	\$37,139,704	63	Monday, April 28, 2025	\$33,201,165	51
Total	\$162,897,293	210	Total	\$146,378,577	236

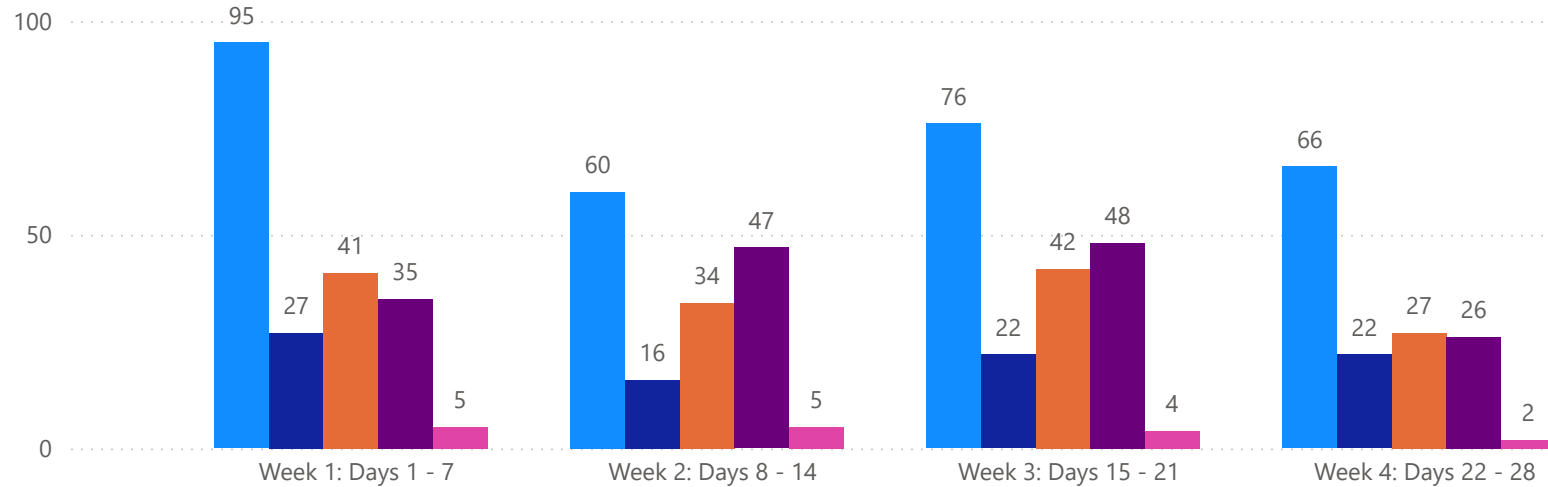


4 WEEK REAL ESTATE MARKET REPORT

MANATEE COUNTY - CONDO

5/4/2026

MLS Status ● Active ● Canceled ● Pending ● Sold ● Temporarily Off-Market



TOTALS

MLS Status	4 Week Total
Active	297
Canceled	87
Pending	144
Sold	156
Temporarily Off-Market	16

DAILY MARKET CHANGE

Category	Sum of Manatee
Back on the Market	1
New Listings	10
Price Decrease	12
Price Increase	0

*Back on Market can be from these sources - Pending, Temp Off Market, Cancelled and Expired Listing)

7 DAY SOLD COMPARISON

Closed Prior Year	Volume	Count	Closed Prior Year	Volume	Count
Monday, May 04, 2026	\$776,968	4	Friday, May 02, 2025	\$892,500	4
Friday, May 01, 2026	\$1,153,500	7	Thursday, May 01, 2025	\$3,550,500	10
Thursday, April 30, 2026	\$6,042,990	15	Wednesday, April 30, 2025	\$4,302,500	12
Wednesday, April 29, 2026	\$1,455,000	5	Tuesday, April 29, 2025	\$1,159,900	6
Tuesday, April 28, 2026	\$1,019,000	4	Monday, April 28, 2025	\$2,016,800	7
Total	\$10,447,458	35	Total	\$11,922,200	39

