

SUNCOAST TAMPA ASSOCIATION OF REALTORS®

4 WEEK REAL ESTATE MARKET REPORT

Tuesday, May 5, 2026

As of: Wednesday, May 6, 2026

- 1 Report Breakdown
- 2 Cumulative Tampa Bay Report - Single Family Home
- 3 Cumulative Tampa Bay Report - Condominium
- 4 Pinellas County - Single Family Home
- 5 Pinellas County - Condominium
- 6 Pasco County - Single Family Home
- 7 Pasco County - Condominium
- 8 Hillsborough County - Single Family Home
- 9 Hillsborough County - Condominium
- 10 Sarasota County - Single Family Home
- 11 Sarasota County - Condominium
- 12 Manatee County - Single Family Home
- 13 Manatee County - Condominium

4 WEEK REAL ESTATE MARKET REPORT

REPORT BREAKDOWN

Tuesday, May 5, 2026

as of: 5/6/2026

Day 1	Tuesday, May 5, 2026
Day 2	Monday, May 4, 2026
Day 3	Sunday, May 3, 2026
Day 4	Saturday, May 2, 2026
Day 5	Friday, May 1, 2026
Day 6	Wednesday, May 6, 2026
Day 7	Tuesday, May 5, 2026
Day 8	Monday, May 4, 2026
Day 9	Sunday, May 3, 2026
Day 10	Saturday, May 2, 2026
Day 11	Friday, May 1, 2026
Day 12	Thursday, April 30, 2026
Day 13	Wednesday, April 29, 2026
Day 14	Tuesday, April 28, 2026
Day 15	Monday, April 27, 2026
Day 16	Sunday, April 26, 2026
Day 17	Saturday, April 25, 2026
Day 18	Friday, April 24, 2026
Day 19	Thursday, April 23, 2026
Day 20	Wednesday, April 22, 2026
Day 21	Tuesday, April 21, 2026
Day 22	Monday, April 20, 2026
Day 23	Sunday, April 19, 2026
Day 24	Saturday, April 18, 2026
Day 25	Friday, April 17, 2026
Day 26	Thursday, April 16, 2026
Day 27	Wednesday, April 15, 2026
Day 28	Tuesday, April 14, 2026

REPORT BREAKDOWN

GRAPH:

Active - Newly listed during the date range

Pending - Status changed to 'pending' during the date range

Sold - Closed during the date range

Canceled - Canceled during the date range

Temp off Market - Status changed to 'temp' off market' during the date range

The date ranges are not cumulative.

Day 1: Tuesday, May 5, 2026

Day 28: Tuesday, April 14, 2026

TOTALS:

4 Weeks: The summation of each date range (Day 1 - Day 28)

Market Changes

Day 1's New Listings, Price Increase, Price Decreases and Back on Market

Manatee County - Single Family Home

7 Day Sold Comparison

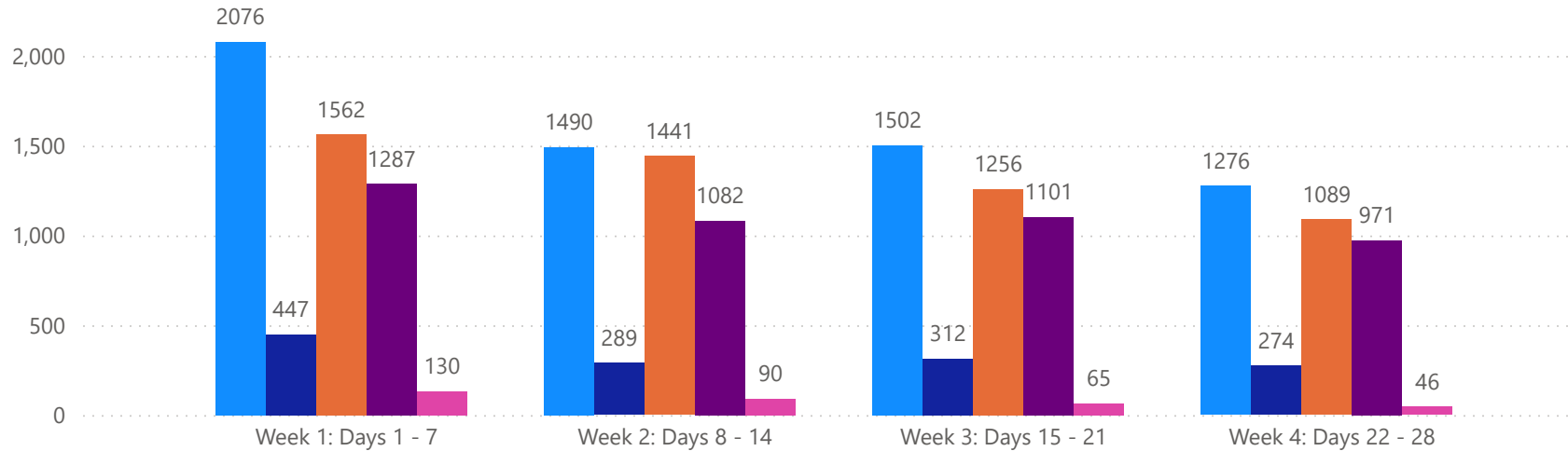
Compares the sold amount and volume in the last 7 days against the same timeframe in the prior year and days 8 - days 14.

4 WEEK REAL ESTATE MARKET REPORT

TAMPA BAY - SINGLE FAMILY HOME

5/5/2026

MLS Status ● Active ● Canceled ● Pending ● Sold ● Temporarily Off-Market



All data is current as of today, though some MLS statuses may have changed from prior days.

TOTALS

MLS Status	4 Week Total
Active	6344
Canceled	1322
Pending	5348
Sold	4441
Temporarily Off-Market	331

DAILY MARKET CHANGE

Category	Sum of Total	
Back on the Market	22	*Back on Market can be from these sources - Pending, Temp Off Market, Cancelled and Expired Listing)
New Listings	57	
Price Decrease	108	
Price Increase	8	

7 DAY SOLD COMPARISON

Closed Prior Year	Volume	Count	Closed Prior Year	Volume	Count
Tuesday, May 05, 2026	\$57,068,733	100	Sunday, May 04, 2025	\$1,702,999	4
Monday, May 04, 2026	\$87,822,376	143	Saturday, May 03, 2025	\$14,248,120	17
Sunday, May 03, 2026	\$5,962,832	13	Friday, May 02, 2025	\$136,134,002	275
Saturday, May 02, 2026	\$2,067,639	4	Thursday, May 01, 2025	\$140,523,159	234
Friday, May 01, 2026	\$186,440,727	290	Wednesday, April 30, 2025	\$233,496,197	400
Thursday, April 30, 2026	\$378,682,461	508	Tuesday, April 29, 2025	\$104,773,966	208
Wednesday, April 29, 2026	\$127,531,512	229	Monday, April 28, 2025	\$150,584,195	258
Total	\$845,576,280	1287	Total	\$781,462,638	1396

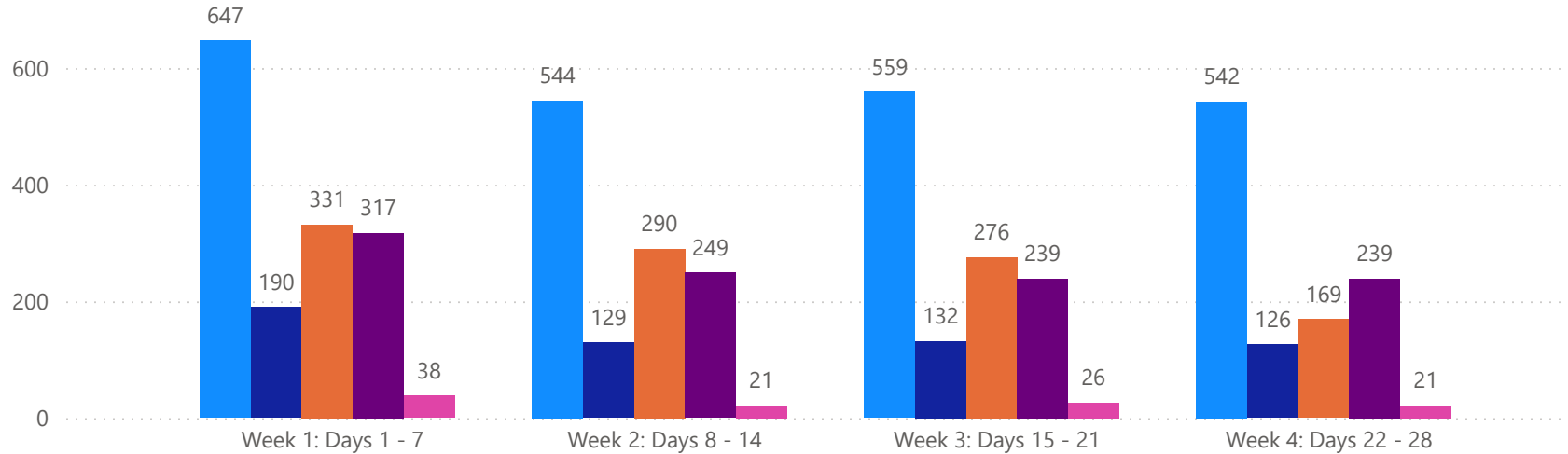


4 WEEK REAL ESTATE MARKET REPORT

TAMPA BAY - CONDO

5/5/2026

MLS Status ● Active ● Canceled ● Pending ● Sold ● Temporarily Off-Market



All data is current as of today, though some MLS statuses may have changed from prior days.

TOTALS


MLS Status	4 Week Total
Active	2292
Canceled	577
Pending	1066
Sold	1044
Temporarily Off-Market	106

DAILY MARKET CHANGE

Category	Sum of Total	
Back on the Market	3	*Back on Market can be from these sources - Pending, Temp Off Market, Cancelled and Expired Listing)
New Listings	28	
Price Decrease	40	
Price Increase	1	

7 DAY SOLD COMPARISON

Closed Prior Year	Volume	Count	Closed Prior Year	Volume	Count
Tuesday, May 05, 2026	\$16,208,500	34	Saturday, May 03, 2025	\$607,500	1
Monday, May 04, 2026	\$16,501,495	37	Friday, May 02, 2025	\$16,691,899	45
Saturday, May 02, 2026	\$165,000	1	Thursday, May 01, 2025	\$20,233,000	48
Friday, May 01, 2026	\$32,957,950	61	Wednesday, April 30, 2025	\$38,729,725	86
Thursday, April 30, 2026	\$68,002,242	139	Tuesday, April 29, 2025	\$15,825,447	45
Wednesday, April 29, 2026	\$16,404,098	45	Monday, April 28, 2025	\$20,144,500	57
Total	\$150,239,285	317	Total	\$112,232,071	282

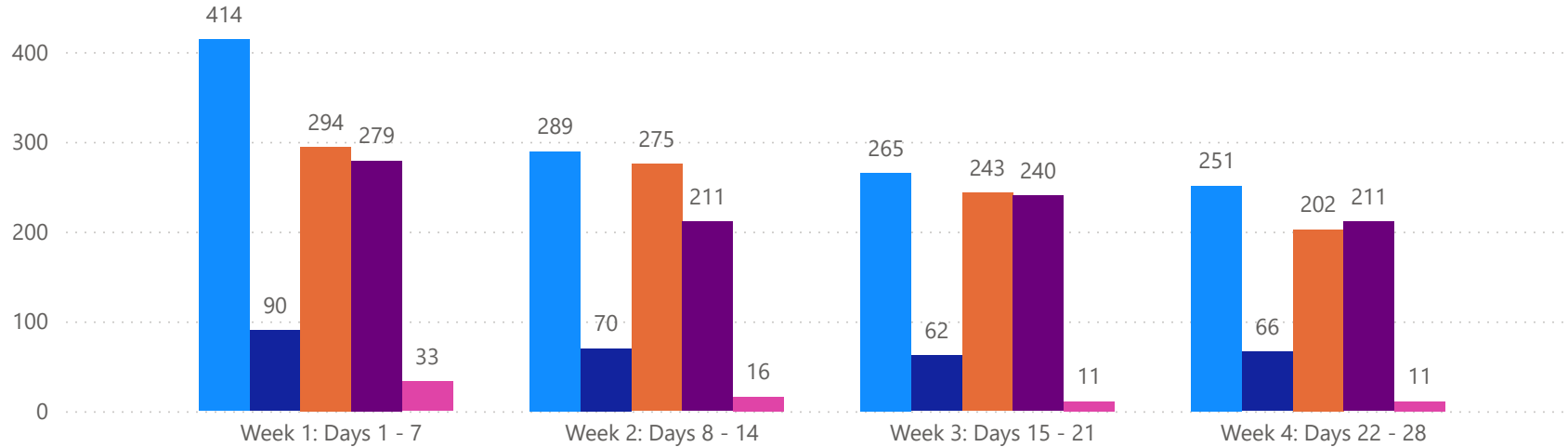


4 WEEK REAL ESTATE MARKET REPORT

PINELLAS COUNTY - SINGLE FAMILY HOME

5/5/2026

MLS Status ● Active ● Canceled ● Pending ● Sold ● Temporarily Off-Market



All data is current as of today, though some MLS statuses may have changed from prior days.

TOTALS

MLS Status	4 Week Total
Active	1219
Canceled	288
Pending	1014
Sold	941
Temporarily Off-Market	71

DAILY MARKET CHANGE

Category	Sum of Pinellas
Back on the Market	17
New Listings	34
Price Decrease	60
Price Increase	2

*Back on Market can be from these sources - Pending, Temp Off Market, Cancelled and Expired Listing)

7 DAY SOLD COMPARISON

Closed Prior Year	Volume	Count	Closed Prior Year	Volume	Count
Tuesday, May 05, 2026	\$18,250,400	24	Saturday, May 03, 2025	\$655,000	1
Monday, May 04, 2026	\$20,437,156	32	Friday, May 02, 2025	\$32,093,562	60
Saturday, May 02, 2026	\$334,900	1	Thursday, May 01, 2025	\$25,180,217	41
Friday, May 01, 2026	\$36,190,175	53	Wednesday, April 30, 2025	\$62,139,525	88
Thursday, April 30, 2026	\$92,256,986	123	Tuesday, April 29, 2025	\$16,348,400	31
Wednesday, April 29, 2026	\$24,937,300	46	Monday, April 28, 2025	\$13,732,925	30
Total	\$192,406,917	279	Total	\$150,149,629	251

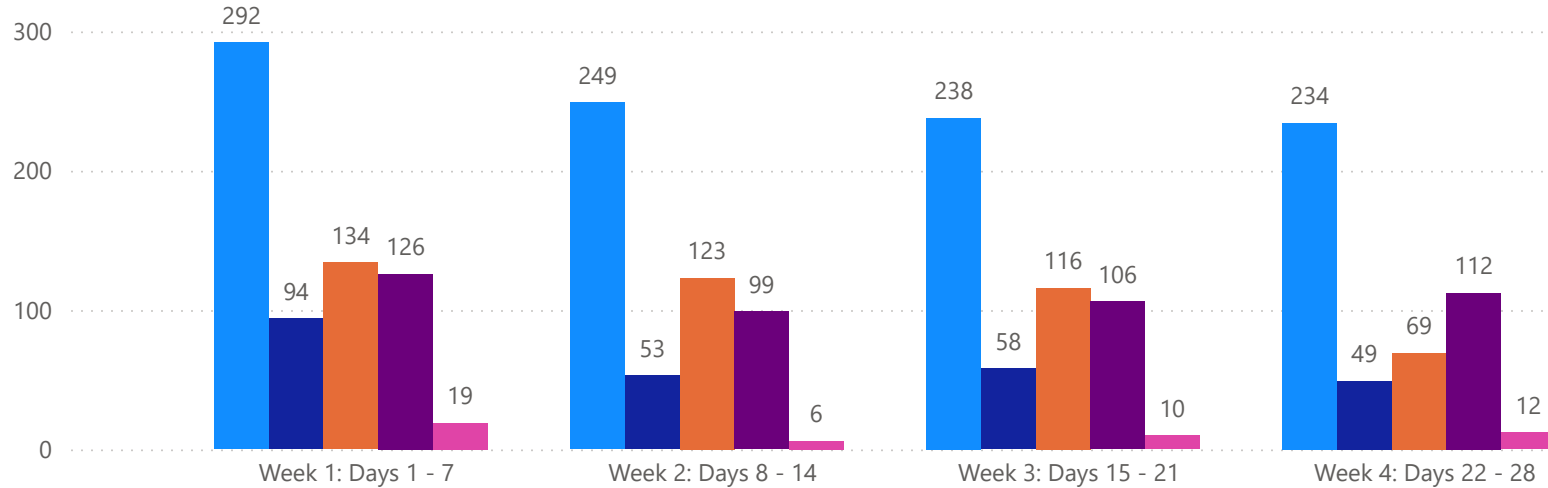


4 WEEK REAL ESTATE MARKET REPORT

PINELLAS COUNTY - CONDO

5/5/2026

MlsStatus ● Active ● Canceled ● Pending ● Sold ● Temporarily Off-Market



All data is current as of today, though some MLS statuses may have changed from prior days.

TOTALS

MLS Status	4 Week Total
Active	1013
Canceled	254
Pending	442
Sold	443
Temporarily Off-Market	47

DAILY MARKET CHANGE

Category	Sum of Pinellas
Back on the Market	7
New Listings	21
Price Decrease	57
Price Increase	0

*Back on Market can be from these sources - Pending, Temp Off Market, Cancelled and Expired Listing)

7 DAY SOLD COMPARISON

Closed Prior Year	Volume	Count	Closed Prior Year	Volume	Count
Tuesday, May 05, 2026	\$4,849,000	14	Saturday, May 03, 2025	\$607,500	1
Monday, May 04, 2026	\$8,189,600	15	Friday, May 02, 2025	\$11,625,500	25
Saturday, May 02, 2026	\$165,000	1	Thursday, May 01, 2025	\$10,829,500	21
Friday, May 01, 2026	\$12,224,050	19	Wednesday, April 30, 2025	\$12,595,975	37
Thursday, April 30, 2026	\$24,911,798	62	Tuesday, April 29, 2025	\$6,698,900	13
Wednesday, April 29, 2026	\$5,993,703	15	Monday, April 28, 2025	\$9,693,300	22
Total	\$56,333,151	126	Total	\$52,050,675	119

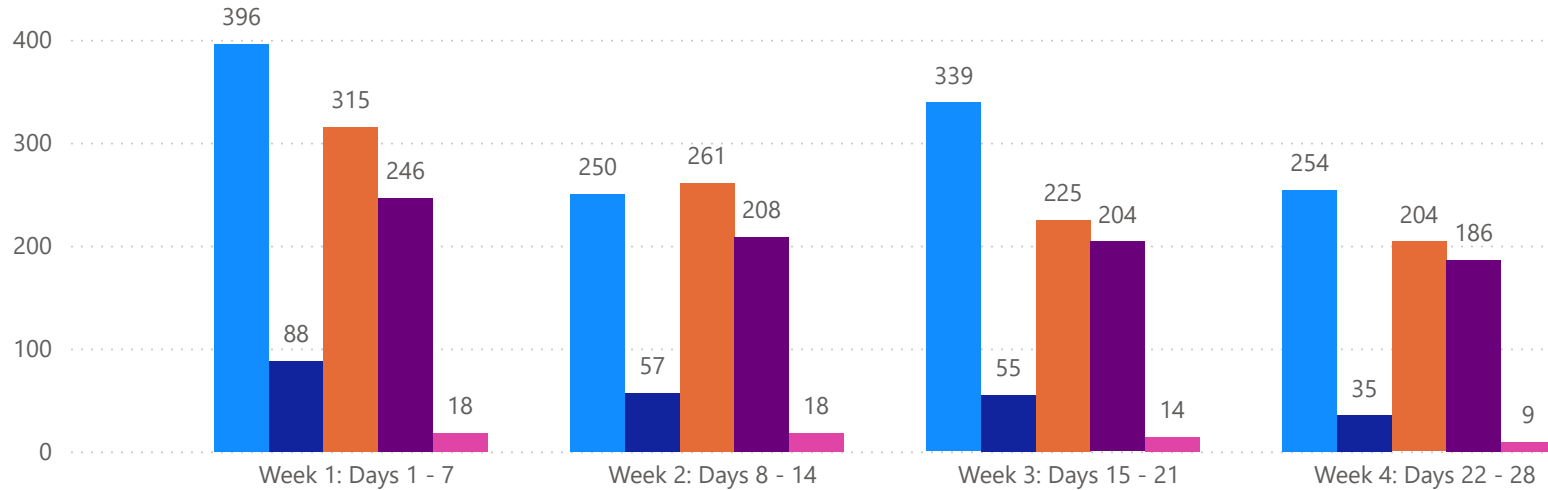


4 WEEK REAL ESTATE MARKET REPORT

PASCO COUNTY - SINGLE FAMILY HOME

5/5/2026

MLS Status ● Active ● Canceled ● Pending ● Sold ● Temporarily Off-Market



All data is current as of today, though some MLS statuses may have changed from prior days.

TOTALS

MLS Status	4 Week Total
Active	1239
Canceled	235
Pending	1005
Sold	844
Temporarily Off-Market	59

DAILY MARKET CHANGE

Category	Sum of Pasco
Back on the Market	12
New Listings	66
Price Decrease	41
Price Increase	6

*Back on Market can be from these sources - Pending, Temp Off Market, Cancelled and Expired Listing)

7 DAY SOLD COMPARISON

Closed Prior Year	Volume	Count	Closed Prior Year	Volume	Count
Tuesday, May 05, 2026	\$10,228,118	25	Saturday, May 03, 2025	\$979,990	2
Monday, May 04, 2026	\$11,848,940	23	Friday, May 02, 2025	\$18,882,818	46
Sunday, May 03, 2026	\$4,089,410	10	Thursday, May 01, 2025	\$22,652,298	54
Saturday, May 02, 2026	\$1,364,739	2	Wednesday, April 30, 2025	\$27,800,458	65
Friday, May 01, 2026	\$24,922,119	57	Tuesday, April 29, 2025	\$18,921,663	48
Thursday, April 30, 2026	\$34,036,241	84	Monday, April 28, 2025	\$20,750,650	50
Wednesday, April 29, 2026	\$18,089,335	45	Total	\$109,987,877	265
Total	\$104,578,902	246			

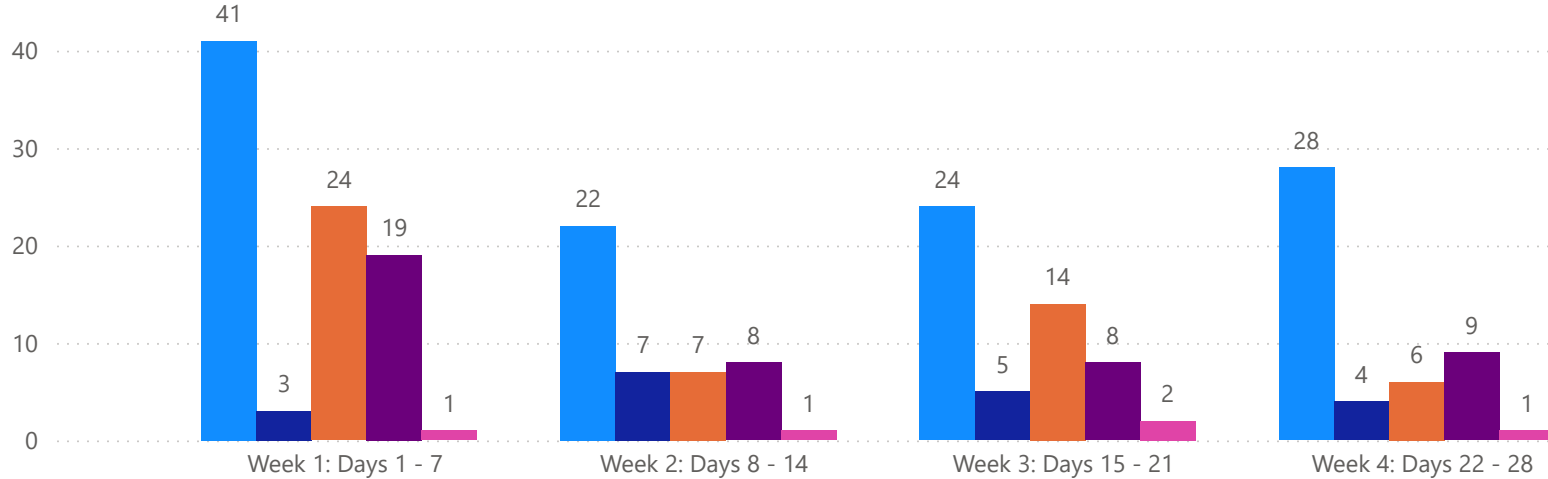


4 WEEK REAL ESTATE MARKET REPORT

PASCO COUNTY - CONDO

5/5/2026

MLSStatus ● Active ● Canceled ● Pending ● Sold ● Temporarily Off-Market



All data is current as of today, though some MLS statuses may have changed from prior days.

TOTALS

MLS Status	4 Week Total
Active	115
Canceled	19
Pending	51
Sold	44
Temporarily Off-Market	5

DAILY MARKET CHANGE

Category	Sum of Pasco
Back on the Market	1
New Listings	2
Price Decrease	8
Price Increase	0

*Back on Market can be from these sources - Pending, Temp Off Market, Cancelled and Expired Listing)

7 DAY SOLD COMPARISON

Closed Prior Year	Volume	Count
Monday, May 04, 2026	\$60,000	1
Friday, May 01, 2026	\$1,122,900	6
Thursday, April 30, 2026	\$925,900	6
Wednesday, April 29, 2026	\$729,000	6
Total	\$2,837,800	19

Closed Prior Year	Volume	Count
Friday, May 02, 2025	\$450,899	3
Thursday, May 01, 2025	\$155,000	1
Wednesday, April 30, 2025	\$946,250	5
Tuesday, April 29, 2025	\$653,000	4
Monday, April 28, 2025	\$659,900	5
Total	\$2,865,049	18

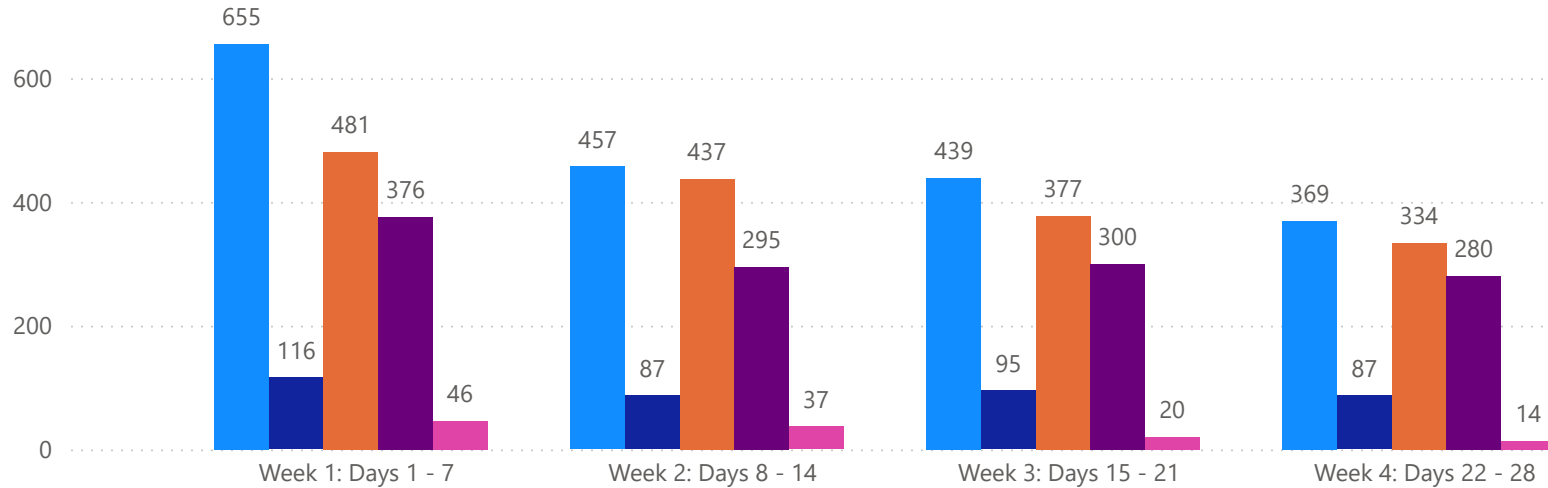


4 WEEK REAL ESTATE MARKET REPORT

HILLSBOROUGH COUNTY - SINGLE FAMILY HOME

5/5/2026

MLS Status ● Active ● Canceled ● Pending ● Sold ● Temporarily Off-Market



All data is current as of today, though some MLS statuses may have changed from prior days.

TOTALS

MLS Status	4 Week Total
Active	1920
Canceled	385
Pending	1629
Sold	1251
Temporarily Off-Market	117

DAILY MARKET CHANGE

Category	Sum of Hillsborough	*Back on Market can be from these sources - Pending, Temp Off Market, Cancelled and Expired Listing)
Back on the Market	22	
New Listings	56	
Price Decrease	91	
Price Increase	8	

7 DAY SOLD COMPARISON

Closed Prior Year	Volume	Count	Closed Prior Year	Volume	Count
Tuesday, May 05, 2026	\$14,235,215	31	Sunday, May 04, 2025	\$1,702,999	4
Monday, May 04, 2026	\$27,487,461	48	Saturday, May 03, 2025	\$6,704,970	6
Sunday, May 03, 2026	\$462,500	1	Friday, May 02, 2025	\$43,343,301	88
Saturday, May 02, 2026	\$368,000	1	Thursday, May 01, 2025	\$32,745,230	60
Friday, May 01, 2026	\$65,836,108	105	Wednesday, April 30, 2025	\$57,507,485	103
Thursday, April 30, 2026	\$76,694,997	134	Tuesday, April 29, 2025	\$29,721,589	58
Wednesday, April 29, 2026	\$30,532,210	56	Monday, April 28, 2025	\$45,475,150	83
Total	\$215,616,491	376	Total	\$217,200,724	402

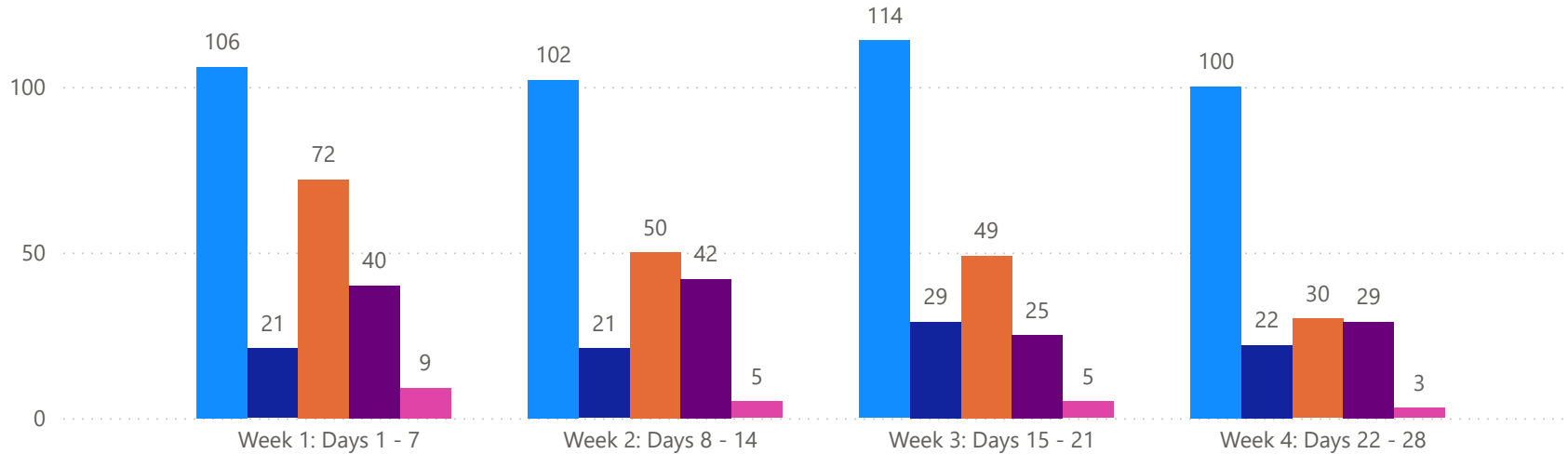


4 WEEK REAL ESTATE MARKET REPORT

HILLSBOROUGH COUNTY - CONDO

5/5/2026

MLS Status ● Active ● Canceled ● Pending ● Sold ● Temporarily Off-Market



All data is current as of today, though some MLS statuses may have changed from prior days.

TOTALS

MLS Status	4 Week Total
Active	422
Canceled	93
Pending	201
Sold	136
Temporarily Off-Market	22

DAILY MARKET CHANGE

Category	Sum of Hillsborough	*Back on Market can be from these sources - Pending, Temp Off Market, Canceled and Expired Listing)
Back on the Market	2	
New Listings	7	
Price Decrease	13	
Price Increase	2	

7 DAY SOLD COMPARISON

Closed Prior Year	Volume	Count	Closed Prior Year	Volume	Count
Tuesday, May 05, 2026	\$400,000	2	Friday, May 02, 2025	\$1,348,000	6
Monday, May 04, 2026	\$1,588,000	5	Thursday, May 01, 2025	\$1,745,000	8
Friday, May 01, 2026	\$1,390,500	6	Wednesday, April 30, 2025	\$4,978,000	17
Thursday, April 30, 2026	\$8,431,000	24	Tuesday, April 29, 2025	\$3,817,650	10
Wednesday, April 29, 2026	\$640,000	3	Monday, April 28, 2025	\$2,572,000	10
Total	\$12,449,500	40	Total	\$14,460,650	51

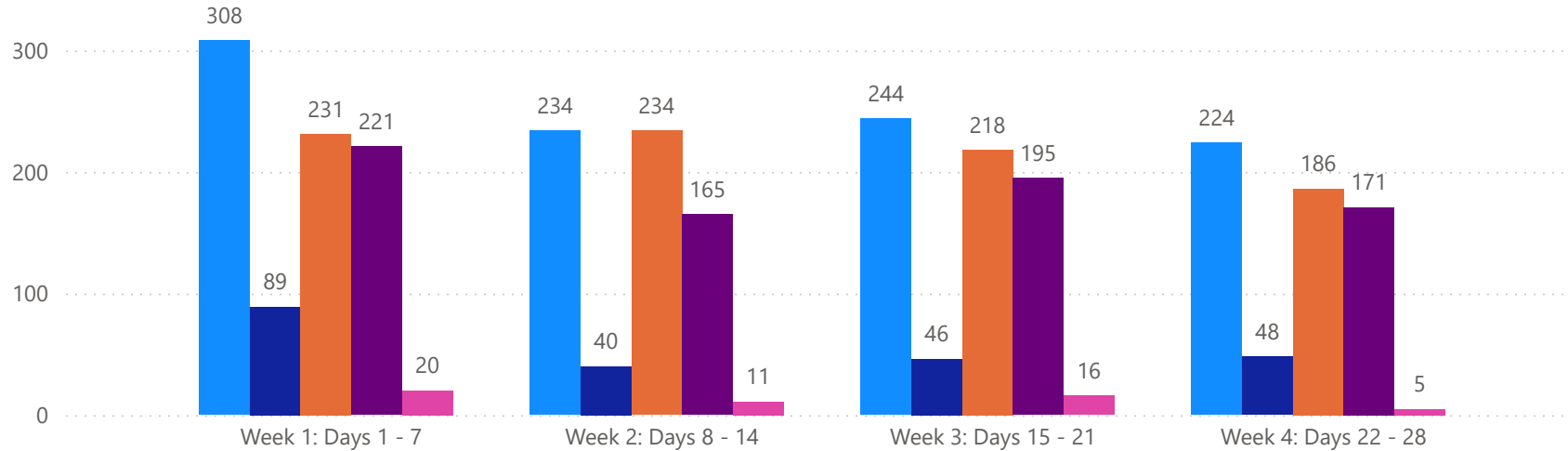


4 WEEK REAL ESTATE MARKET REPORT

SARASOTA COUNTY - SINGLE FAMILY HOME

5/5/2026

MLS Status ● Active ● Canceled ● Pending ● Sold ● Temporarily Off-Market



All data is current as of today, though some MLS statuses may have changed from prior days.

TOTALS

MLS Status	4 Week Total
Active	1010
Canceled	223
Pending	869
Sold	752
Temporarily Off-Market	52

DAILY MARKET CHANGE

Category	Sum of Sarasota
Back on the Market	3
New Listings	44
Price Decrease	60
Price Increase	3

*Back on Market can be from these sources - Pending, Temp Off Market, Cancelled and Expired Listing)

7 DAY SOLD COMPARISON

Closed Prior Year	Volume	Count	Closed Prior Year	Volume	Count
Tuesday, May 05, 2026	\$9,675,000	15	Saturday, May 03, 2025	\$1,177,000	3
Monday, May 04, 2026	\$15,294,590	20	Friday, May 02, 2025	\$20,163,524	40
Sunday, May 03, 2026	\$428,000	1	Thursday, May 01, 2025	\$33,319,941	44
Friday, May 01, 2026	\$39,839,169	46	Wednesday, April 30, 2025	\$47,379,701	80
Thursday, April 30, 2026	\$98,087,335	92	Tuesday, April 29, 2025	\$18,281,360	31
Wednesday, April 29, 2026	\$32,981,852	47	Monday, April 28, 2025	\$37,424,305	44
Total	\$196,305,946	221	Total	\$157,745,831	242

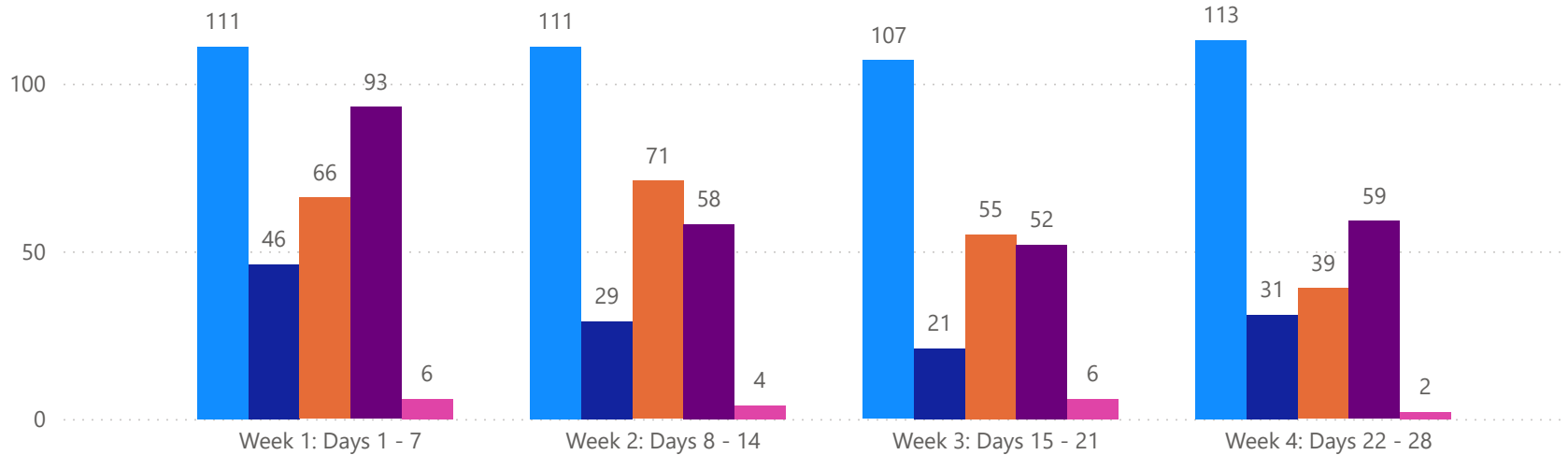


4 WEEK REAL ESTATE MARKET REPORT

SARASOTA COUNTY - CONDO

5/5/2026

MLS Status ● Active ● Canceled ● Pending ● Sold ● Temporarily Off-Market



All data is current as of today, though some MLS statuses may have changed from prior days.

TOTALS

MLS Status	4 Week Total
Active	442
Canceled	127
Pending	231
Sold	262
Temporarily Off-Market	18

DAILY MARKET CHANGE

Category	Sum of Sarasota
Back on the Market	3
New Listings	20
Price Decrease	18
Price Increase	2

*Back on Market can be from these sources - Pending, Temp Off Market, Cancelled and Expired Listing)

7 DAY SOLD COMPARISON

Closed Prior Year	Volume	Count	Closed Prior Year	Volume	Count
Tuesday, May 05, 2026	\$9,391,500	12	Friday, May 02, 2025	\$2,375,000	7
Monday, May 04, 2026	\$5,746,600	11	Thursday, May 01, 2025	\$3,953,000	8
Friday, May 01, 2026	\$16,862,000	22	Wednesday, April 30, 2025	\$15,907,000	15
Thursday, April 30, 2026	\$27,690,554	32	Tuesday, April 29, 2025	\$3,495,997	12
Wednesday, April 29, 2026	\$7,586,395	16	Monday, April 28, 2025	\$5,202,500	13
Total	\$67,277,049	93	Total	\$30,933,497	55

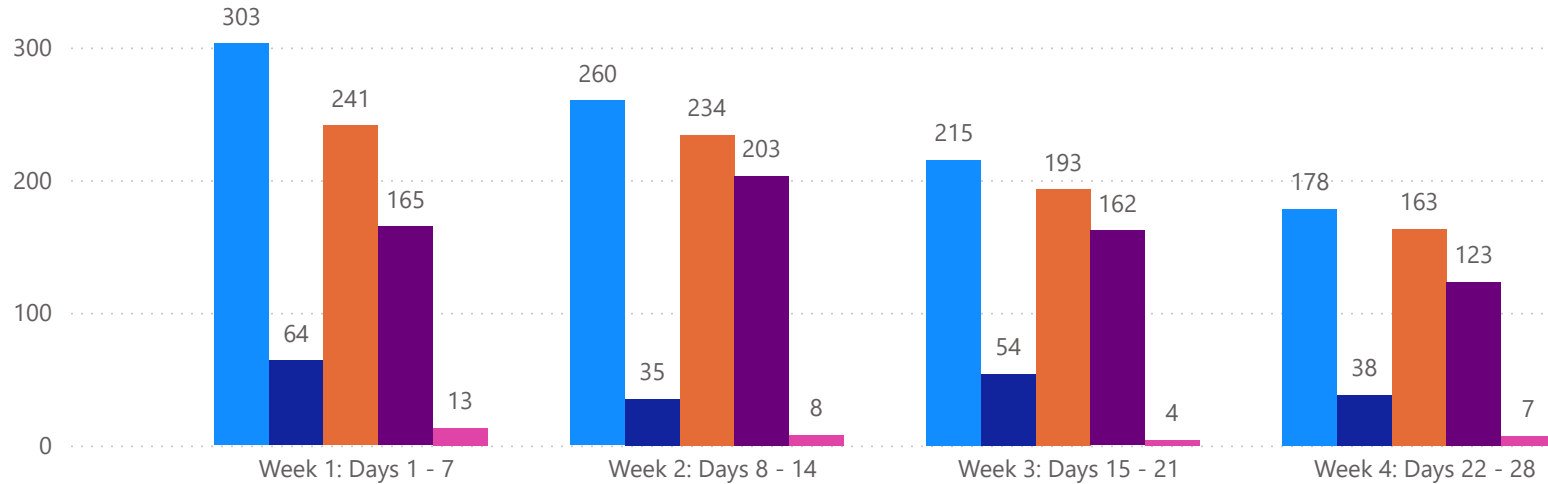


4 WEEK REAL ESTATE MARKET REPORT

MANATEE COUNTY - SINGLE FAMILY HOME

5/5/2026

MLS Status ● Active ● Canceled ● Pending ● Sold ● Temporarily Off-Market



All data is current as of today, though some MLS statuses may have changed from prior days.

TOTALS

MLS Status	4 Week Total
Active	956
Canceled	191
Pending	831
Sold	653
Temporarily Off-Market	32

DAILY MARKET CHANGE

Category	Sum of Manatee
Back on the Market	11
New Listings	37
Price Decrease	49
Price Increase	12

*Back on Market can be from these sources - Pending, Temp Off Market, Cancelled and Expired Listing)

7 DAY SOLD COMPARISON

Closed Prior Year	Volume	Count	Closed Prior Year	Volume	Count
Tuesday, May 05, 2026	\$4,680,000	5	Saturday, May 03, 2025	\$4,731,160	5
Monday, May 04, 2026	\$12,754,229	20	Friday, May 02, 2025	\$21,650,797	41
Sunday, May 03, 2026	\$982,922	1	Thursday, May 01, 2025	\$26,625,473	35
Friday, May 01, 2026	\$19,653,156	29	Wednesday, April 30, 2025	\$38,669,028	64
Thursday, April 30, 2026	\$77,606,902	75	Tuesday, April 29, 2025	\$21,500,954	40
Wednesday, April 29, 2026	\$20,990,815	35	Monday, April 28, 2025	\$33,201,165	51
Total	\$136,668,024	165	Total	\$146,378,577	236

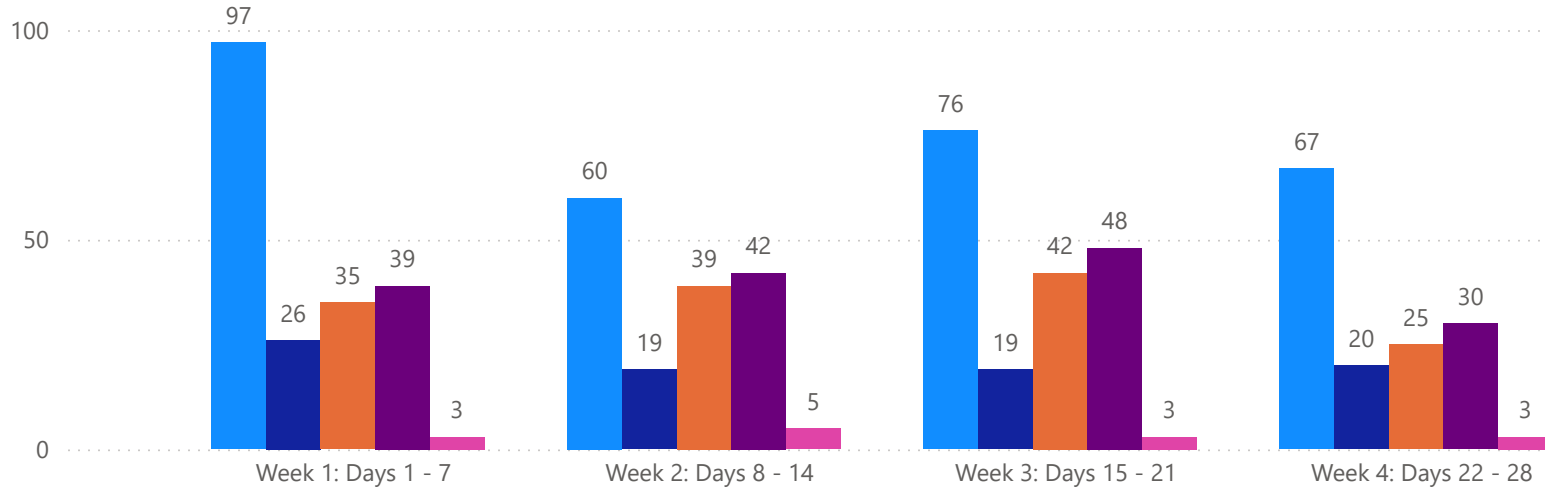


4 WEEK REAL ESTATE MARKET REPORT

MANATEE COUNTY - CONDO

5/5/2026

MLS Status ● Active ● Canceled ● Pending ● Sold ● Temporarily Off-Market



TOTALS

MLS Status	4 Week Total
Active	300
Canceled	84
Pending	141
Sold	159
Temporarily Off-Market	14

DAILY MARKET CHANGE

Category	Sum of Manatee
Back on the Market	4
New Listings	8
Price Decrease	11
Price Increase	0

*Back on Market can be from these sources - Pending, Temp Off Market, Cancelled and Expired Listing)

7 DAY SOLD COMPARISON

Closed Prior Year	Volume	Count	Closed Prior Year	Volume	Count
Tuesday, May 05, 2026	\$1,568,000	6	Friday, May 02, 2025	\$892,500	4
Monday, May 04, 2026	\$917,295	5	Thursday, May 01, 2025	\$3,550,500	10
Friday, May 01, 2026	\$1,358,500	8	Wednesday, April 30, 2025	\$4,302,500	12
Thursday, April 30, 2026	\$6,042,990	15	Tuesday, April 29, 2025	\$1,159,900	6
Wednesday, April 29, 2026	\$1,455,000	5	Monday, April 28, 2025	\$2,016,800	7
Total	\$11,341,785	39	Total	\$11,922,200	39

