



4 WEEK REAL ESTATE MARKET REPORT

Wednesday, May 6, 2026

As of: Thursday, May 7, 2026

- 1 Report Breakdown
- 2 Cumulative Tampa Bay Report - Single Family Home
- 3 Cumulative Tampa Bay Report - Condominium
- 4 Pinellas County - Single Family Home
- 5 Pinellas County - Condominium
- 6 Pasco County - Single Family Home
- 7 Pasco County - Condominium
- 8 Hillsborough County - Single Family Home
- 9 Hillsborough County - Condominium
- 10 Sarasota County - Single Family Home
- 11 Sarasota County - Condominium
- 12 Manatee County - Single Family Home
- 13 Manatee County - Condominium

4 WEEK REAL ESTATE MARKET REPORT

REPORT BREAKDOWN

Wednesday, May 6, 2026

as of: 5/7/2026

Day 1	Wednesday, May 6, 2026
Day 2	Tuesday, May 5, 2026
Day 3	Monday, May 4, 2026
Day 4	Sunday, May 3, 2026
Day 5	Saturday, May 2, 2026
Day 6	Thursday, May 7, 2026
Day 7	Wednesday, May 6, 2026
Day 8	Tuesday, May 5, 2026
Day 9	Monday, May 4, 2026
Day 10	Sunday, May 3, 2026
Day 11	Saturday, May 2, 2026
Day 12	Friday, May 1, 2026
Day 13	Thursday, April 30, 2026
Day 14	Wednesday, April 29, 2026
Day 15	Tuesday, April 28, 2026
Day 16	Monday, April 27, 2026
Day 17	Sunday, April 26, 2026
Day 18	Saturday, April 25, 2026
Day 19	Friday, April 24, 2026
Day 20	Thursday, April 23, 2026
Day 21	Wednesday, April 22, 2026
Day 22	Tuesday, April 21, 2026
Day 23	Monday, April 20, 2026
Day 24	Sunday, April 19, 2026
Day 25	Saturday, April 18, 2026
Day 26	Friday, April 17, 2026
Day 27	Thursday, April 16, 2026
Day 28	Wednesday, April 15, 2026

REPORT BREAKDOWN

GRAPH:

Active - Newly listed during the date range
Pending - Status changed to 'pending' during the date range
Sold - Closed during the date range
Canceled - Canceled during the date range
Temp off Market - Status changed to 'temp' off market' during the date range

The date ranges are not cumulative.

Day 1: Wednesday, May 6, 2026

Day 28: Wednesday, April 15, 2026

TOTALS:

4 Weeks: The summation of each date range (Day 1 - Day 28)

Market Changes

Day 1's New Listings, Price Increase, Price Decreases and Back on Market

Manatee County - Single Family Home

7 Day Sold Comparison

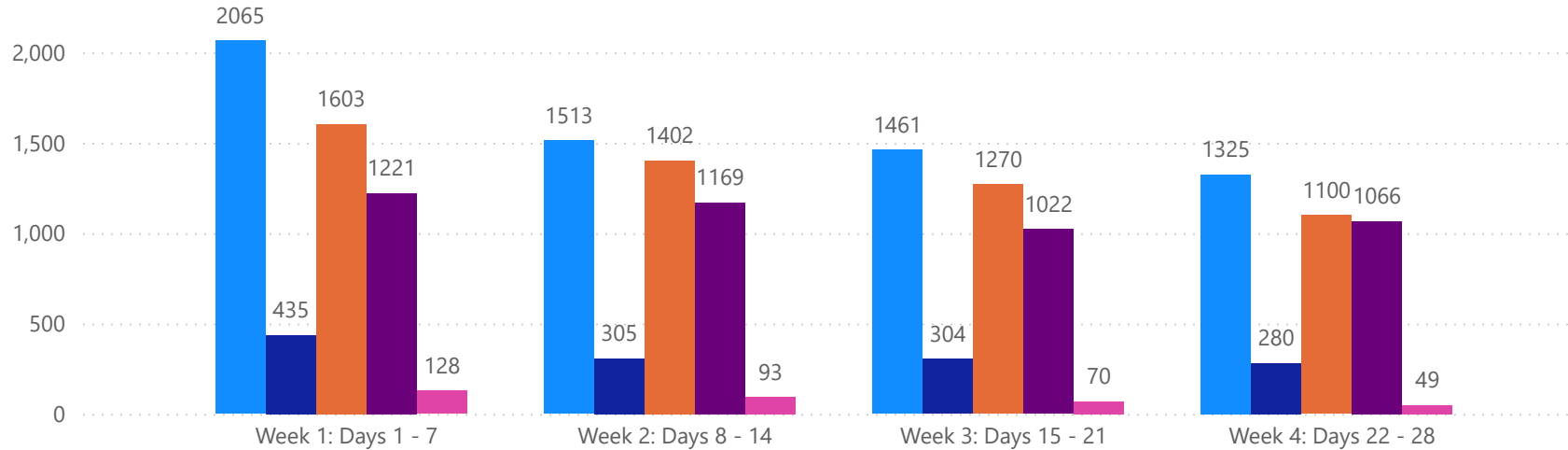
Compares the sold amount and volume in the last 7 days against the same timeframe in the prior year and days 8 - days 14.

4 WEEK REAL ESTATE MARKET REPORT

TAMPA BAY - SINGLE FAMILY HOME

5/6/2026

MLS Status ● Active ● Canceled ● Pending ● Sold ● Temporarily Off-Market



All data is current as of today, though some MLS statuses may have changed from prior days.

TOTALS

MLS Status	4 Week Total
Active	6364
Canceled	1324
Pending	5375
Sold	4478
Temporarily Off-Market	340

DAILY MARKET CHANGE

Category	Sum of Total	
Back on the Market	22	*Back on Market can be from these sources - Pending, Temp Off Market, Cancelled and Expired Listing)
New Listings	57	
Price Decrease	108	
Price Increase	8	

7 DAY SOLD COMPARISON

Closed Prior Year	Volume	Count	Closed Prior Year	Volume	Count
Wednesday, May 06, 2026	\$51,327,175	79	Monday, May 05, 2025	\$111,185,187	199
Tuesday, May 05, 2026	\$80,086,570	149	Sunday, May 04, 2025	\$1,702,999	4
Monday, May 04, 2026	\$101,148,731	173	Saturday, May 03, 2025	\$14,248,120	17
Sunday, May 03, 2026	\$5,962,832	13	Friday, May 02, 2025	\$136,134,002	275
Saturday, May 02, 2026	\$3,820,964	8	Thursday, May 01, 2025	\$140,523,159	234
Friday, May 01, 2026	\$186,215,727	289	Wednesday, April 30, 2025	\$233,496,197	400
Thursday, April 30, 2026	\$379,896,461	510	Tuesday, April 29, 2025	\$104,773,966	208
Total	\$808,458,460	1221	Total	\$742,063,630	1337

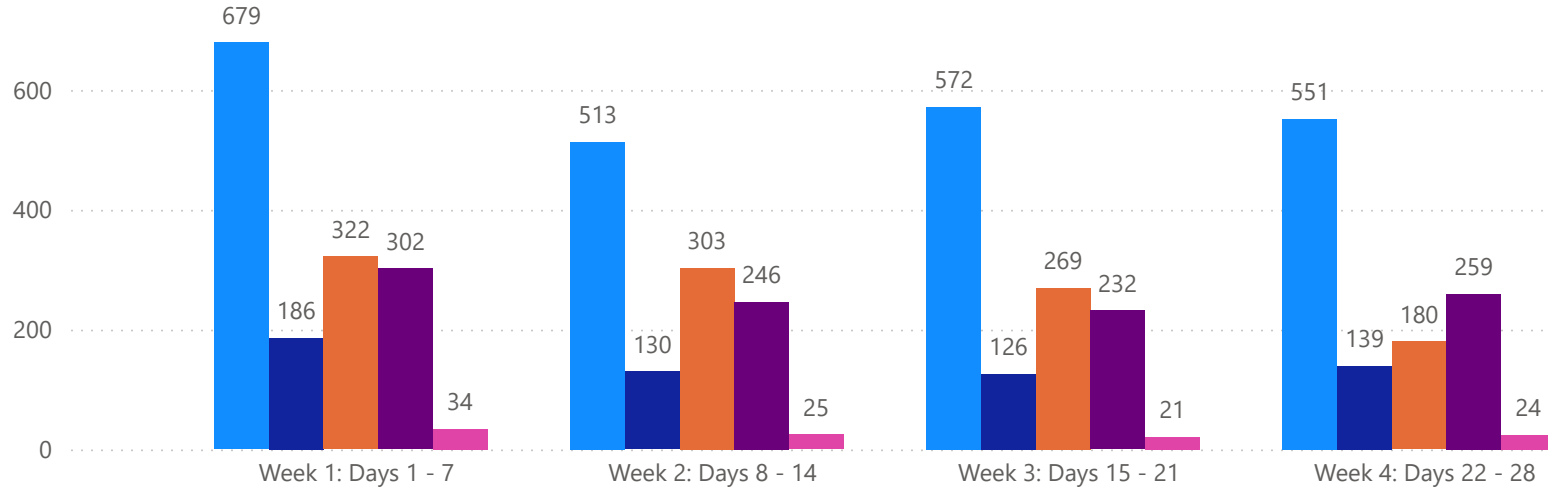


4 WEEK REAL ESTATE MARKET REPORT

TAMPA BAY - CONDO

5/6/2026

MLS Status ● Active ● Canceled ● Pending ● Sold ● Temporarily Off-Market



All data is current as of today, though some MLS statuses may have changed from prior days.

TOTALS


MLS Status	4 Week Total
Active	2315
Canceled	581
Pending	1074
Sold	1039
Temporarily Off-Market	104

DAILY MARKET CHANGE

Category	Sum of Total	
Back on the Market	3	*Back on Market can be from these sources - Pending, Temp Off Market, Cancelled and Expired Listing)
New Listings	28	
Price Decrease	40	
Price Increase	1	

7 DAY SOLD COMPARISON

Closed Prior Year	Volume	Count	Closed Prior Year	Volume	Count
Wednesday, May 06, 2026	\$12,148,300	18	Monday, May 05, 2025	\$11,476,400	30
Tuesday, May 05, 2026	\$18,032,500	38	Saturday, May 03, 2025	\$607,500	1
Monday, May 04, 2026	\$21,126,495	43	Friday, May 02, 2025	\$16,691,899	45
Saturday, May 02, 2026	\$1,215,000	2	Thursday, May 01, 2025	\$20,233,000	48
Friday, May 01, 2026	\$32,957,950	61	Wednesday, April 30, 2025	\$38,729,725	86
Thursday, April 30, 2026	\$68,181,242	140	Tuesday, April 29, 2025	\$15,825,447	45
Total	\$153,661,487	302	Total	\$103,563,971	255

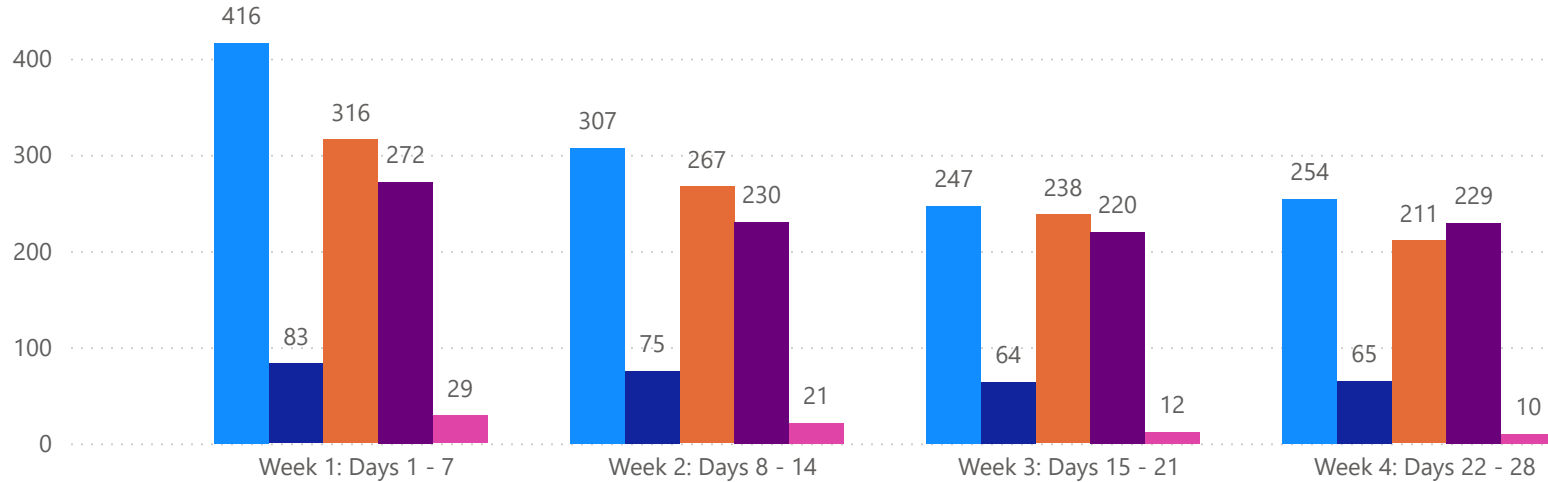


4 WEEK REAL ESTATE MARKET REPORT

PINELLAS COUNTY - SINGLE FAMILY HOME

5/6/2026

MLS Status ● Active ● Canceled ● Pending ● Sold ● Temporarily Off-Market



All data is current as of today, though some MLS statuses may have changed from prior days.

TOTALS

MLS Status	4 Week Total
Active	1224
Canceled	287
Pending	1032
Sold	951
Temporarily Off-Market	72

DAILY MARKET CHANGE

Category	Sum of Pinellas
Back on the Market	10
New Listings	61
Price Decrease	66
Price Increase	4

*Back on Market can be from these sources - Pending, Temp Off Market, Cancelled and Expired Listing)

7 DAY SOLD COMPARISON

Closed Prior Year	Volume	Count
Wednesday, May 06, 2026	\$18,340,000	24
Tuesday, May 05, 2026	\$21,938,390	33
Monday, May 04, 2026	\$23,197,156	38
Saturday, May 02, 2026	\$334,900	1
Friday, May 01, 2026	\$36,190,175	53
Thursday, April 30, 2026	\$92,256,986	123
Total	\$192,257,607	272

Closed Prior Year	Volume	Count
Monday, May 05, 2025	\$23,041,500	37
Saturday, May 03, 2025	\$655,000	1
Friday, May 02, 2025	\$32,093,562	60
Thursday, May 01, 2025	\$25,180,217	41
Wednesday, April 30, 2025	\$62,139,525	88
Tuesday, April 29, 2025	\$16,348,400	31
Total	\$159,458,204	258

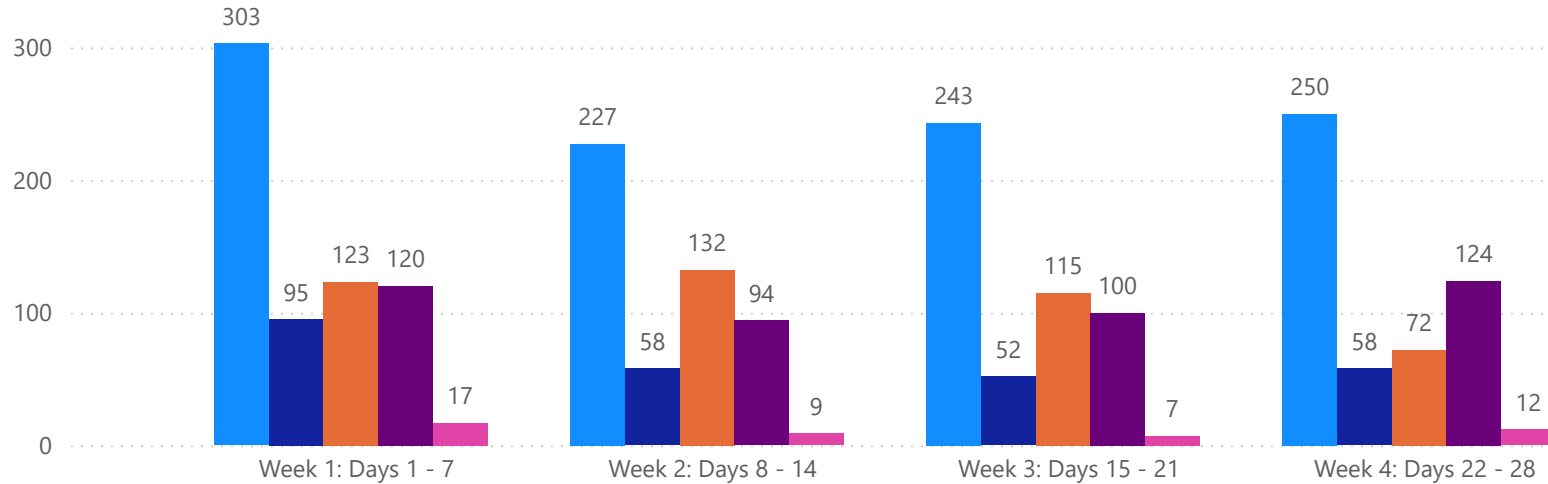


4 WEEK REAL ESTATE MARKET REPORT

PINELLAS COUNTY - CONDO

5/6/2026

MlsStatus ● Active ● Canceled ● Pending ● Sold ● Temporarily Off-Market



All data is current as of today, though some MLS statuses may have changed from prior days.

TOTALS

MLS Status	4 Week Total
Active	1023
Canceled	263
Pending	442
Sold	438
Temporarily Off-Market	45

DAILY MARKET CHANGE

Category	Sum of Pinellas
Back on the Market	7
New Listings	36
Price Decrease	41
Price Increase	0

*Back on Market can be from these sources - Pending, Temp Off Market, Cancelled and Expired Listing)

7 DAY SOLD COMPARISON

Closed Prior Year	Volume	Count
Wednesday, May 06, 2026	\$7,670,000	6
Tuesday, May 05, 2026	\$5,323,000	16
Monday, May 04, 2026	\$8,284,600	16
Saturday, May 02, 2026	\$165,000	1
Friday, May 01, 2026	\$12,224,050	19
Thursday, April 30, 2026	\$24,911,798	62
Total	\$58,578,448	120

Closed Prior Year	Volume	Count
Monday, May 05, 2025	\$5,820,000	14
Saturday, May 03, 2025	\$607,500	1
Friday, May 02, 2025	\$11,625,500	25
Thursday, May 01, 2025	\$10,829,500	21
Wednesday, April 30, 2025	\$12,595,975	37
Tuesday, April 29, 2025	\$6,698,900	13
Total	\$48,177,375	111

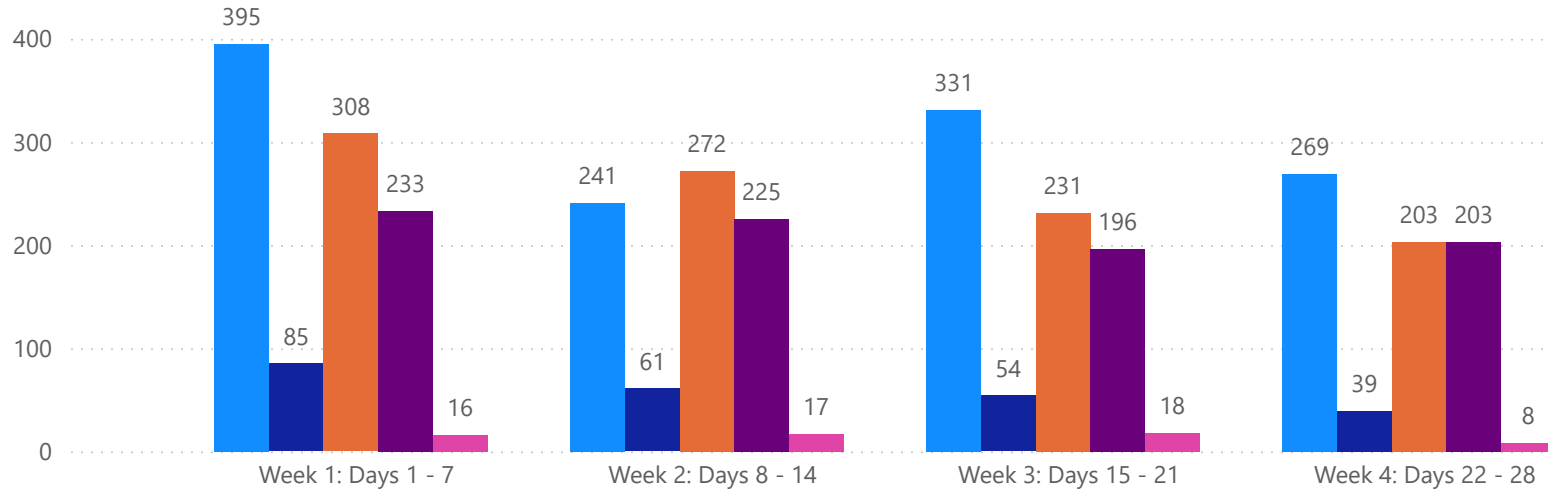


4 WEEK REAL ESTATE MARKET REPORT

PASCO COUNTY - SINGLE FAMILY HOME

5/6/2026

MLS Status ● Active ● Canceled ● Pending ● Sold ● Temporarily Off-Market



All data is current as of today, though some MLS statuses may have changed from prior days.

TOTALS

MLS Status	4 Week Total
Active	1236
Canceled	239
Pending	1014
Sold	857
Temporarily Off-Market	59

DAILY MARKET CHANGE

Category	Sum of Pasco
Back on the Market	3
New Listings	45
Price Decrease	65
Price Increase	25

*Back on Market can be from these sources - Pending, Temp Off Market, Cancelled and Expired Listing)

7 DAY SOLD COMPARISON

Closed Prior Year	Volume	Count
Wednesday, May 06, 2026	\$5,031,900	14
Tuesday, May 05, 2026	\$14,171,956	37
Monday, May 04, 2026	\$13,297,900	28
Sunday, May 03, 2026	\$4,089,410	10
Saturday, May 02, 2026	\$1,574,739	3
Friday, May 01, 2026	\$24,697,119	56
Thursday, April 30, 2026	\$34,161,241	85
Total	\$97,024,265	233

Closed Prior Year	Volume	Count
Monday, May 05, 2025	\$14,201,326	37
Saturday, May 03, 2025	\$979,990	2
Friday, May 02, 2025	\$18,882,818	46
Thursday, May 01, 2025	\$22,652,298	54
Wednesday, April 30, 2025	\$27,800,458	65
Tuesday, April 29, 2025	\$18,921,663	48
Total	\$103,438,553	252

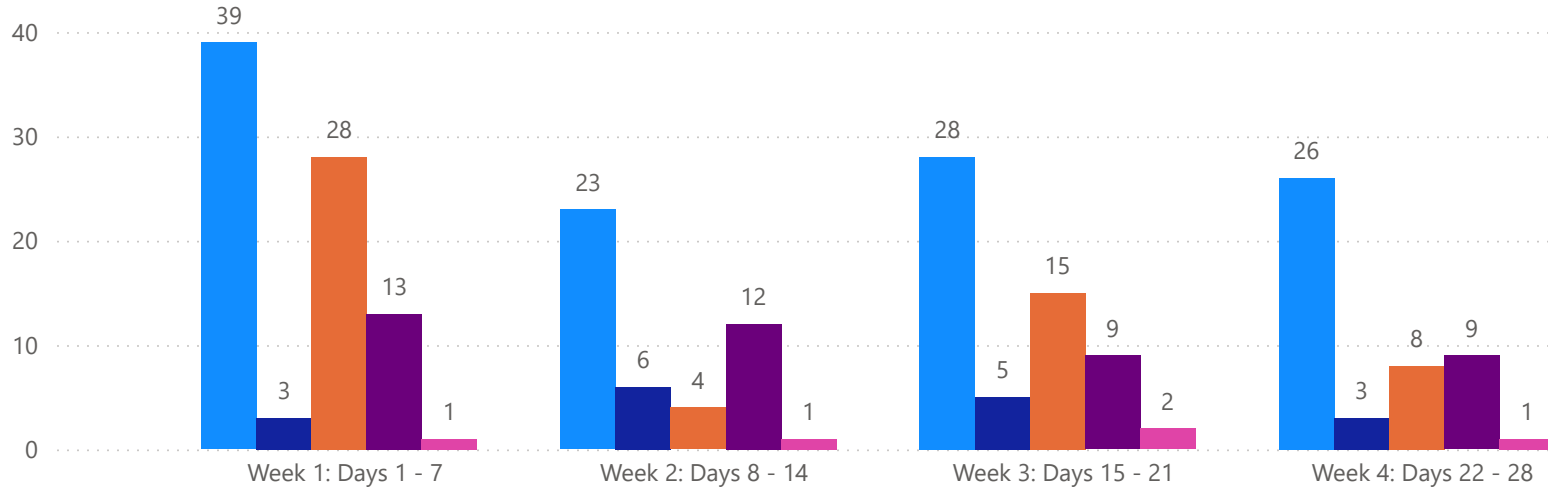


4 WEEK REAL ESTATE MARKET REPORT

PASCO COUNTY - CONDO

5/6/2026

MLS Status ● Active ● Canceled ● Pending ● Sold ● Temporarily Off-Market



All data is current as of today, though some MLS statuses may have changed from prior days.

TOTALS

MLS Status	4 Week Total
Active	116
Canceled	17
Pending	55
Sold	43
Temporarily Off-Market	5

DAILY MARKET CHANGE

Category	Sum of Pasco
Back on the Market	0
New Listings	5
Price Decrease	4
Price Increase	0

*Back on Market can be from these sources - Pending, Temp Off Market, Cancelled and Expired Listing)

7 DAY SOLD COMPARISON

Closed Prior Year	Volume	Count
Monday, May 04, 2026	\$60,000	1
Friday, May 01, 2026	\$1,122,900	6
Thursday, April 30, 2026	\$925,900	6
Total	\$2,108,800	13

Closed Prior Year	Volume	Count
Monday, May 05, 2025	\$705,000	3
Friday, May 02, 2025	\$450,899	3
Thursday, May 01, 2025	\$155,000	1
Wednesday, April 30, 2025	\$946,250	5
Tuesday, April 29, 2025	\$653,000	4
Total	\$2,910,149	16

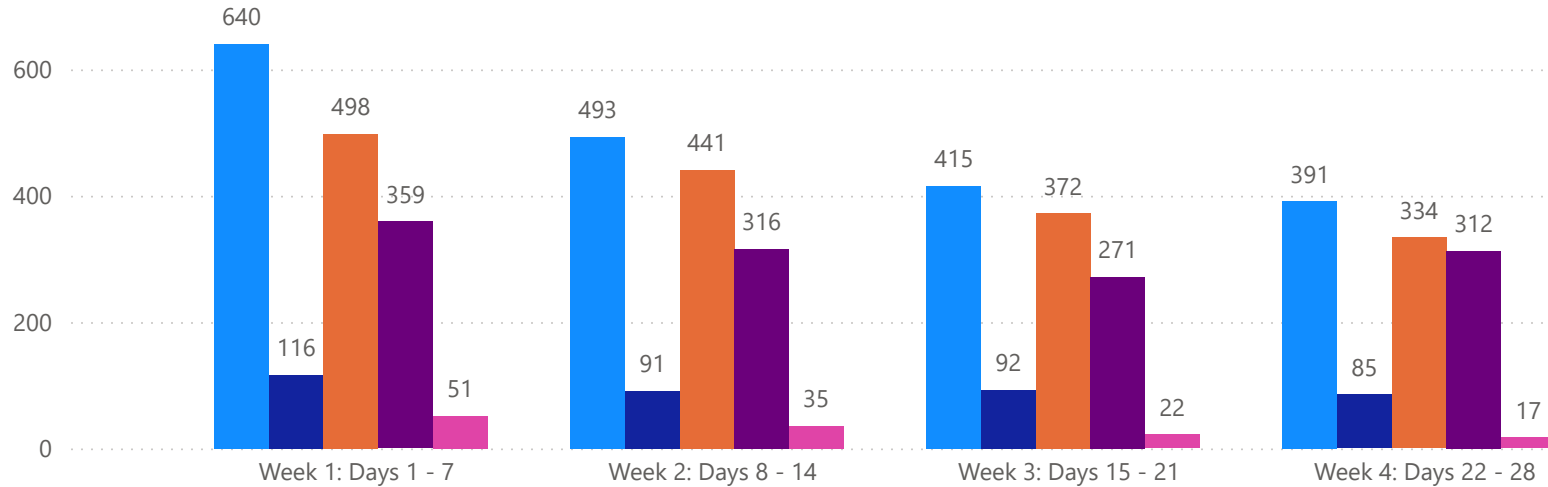


4 WEEK REAL ESTATE MARKET REPORT

HILLSBOROUGH COUNTY - SINGLE FAMILY HOME

5/6/2026

MLS Status ● Active ● Canceled ● Pending ● Sold ● Temporarily Off-Market



All data is current as of today, though some MLS statuses may have changed from prior days.

TOTALS

MLS Status	4 Week Total
Active	1939
Canceled	384
Pending	1645
Sold	1258
Temporarily Off-Market	125

DAILY MARKET CHANGE

Category	Sum of Hillsborough	*Back on Market can be from these sources - Pending, Temp Off Market, Cancelled and Expired Listing)
Back on the Market	14	
New Listings	77	
Price Decrease	96	
Price Increase	7	

7 DAY SOLD COMPARISON

Closed Prior Year	Volume	Count	Closed Prior Year	Volume	Count
Wednesday, May 06, 2026	\$9,256,150	15	Monday, May 05, 2025	\$34,872,907	72
Tuesday, May 05, 2026	\$21,983,850	46	Sunday, May 04, 2025	\$1,702,999	4
Monday, May 04, 2026	\$30,598,856	55	Saturday, May 03, 2025	\$6,704,970	6
Sunday, May 03, 2026	\$462,500	1	Friday, May 02, 2025	\$43,343,301	88
Saturday, May 02, 2026	\$1,058,000	2	Thursday, May 01, 2025	\$32,745,230	60
Friday, May 01, 2026	\$65,836,108	105	Wednesday, April 30, 2025	\$57,507,485	103
Thursday, April 30, 2026	\$77,783,997	135	Tuesday, April 29, 2025	\$29,721,589	58
Total	\$206,979,461	359	Total	\$206,598,481	391

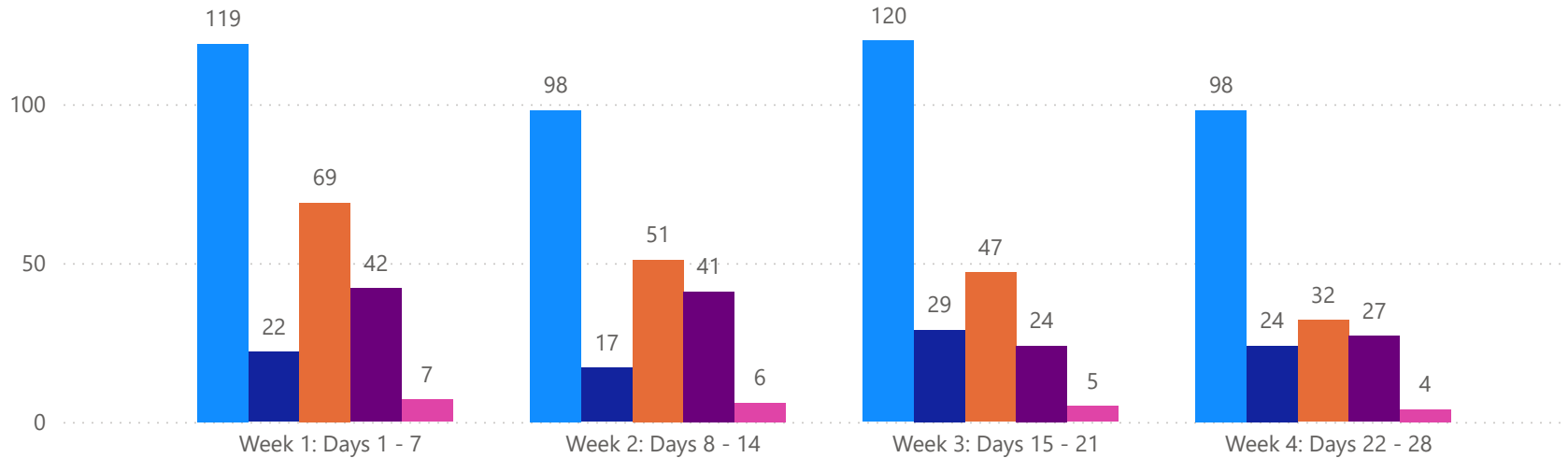


4 WEEK REAL ESTATE MARKET REPORT

HILLSBOROUGH COUNTY - CONDO

5/6/2026

MLS Status ● Active ● Canceled ● Pending ● Sold ● Temporarily Off-Market



All data is current as of today, though some MLS statuses may have changed from prior days.

TOTALS

MLS Status	4 Week Total
Active	435
Canceled	92
Pending	199
Sold	134
Temporarily Off-Market	22

DAILY MARKET CHANGE

Category	Sum of Hillsborough	*Back on Market can be from these sources - Pending, Temp Off Market, Cancelled and Expired Listing)
Back on the Market	4	
New Listings	15	
Price Decrease	23	
Price Increase	0	

7 DAY SOLD COMPARISON

Closed Prior Year	Volume	Count	Closed Prior Year	Volume	Count
Wednesday, May 06, 2026	\$1,084,800	4	Monday, May 05, 2025	\$1,867,500	4
Tuesday, May 05, 2026	\$930,000	3	Friday, May 02, 2025	\$1,348,000	6
Monday, May 04, 2026	\$1,588,000	5	Thursday, May 01, 2025	\$1,745,000	8
Friday, May 01, 2026	\$1,390,500	6	Wednesday, April 30, 2025	\$4,978,000	17
Thursday, April 30, 2026	\$8,431,000	24	Tuesday, April 29, 2025	\$3,817,650	10
Total	\$13,424,300	42	Total	\$13,756,150	45

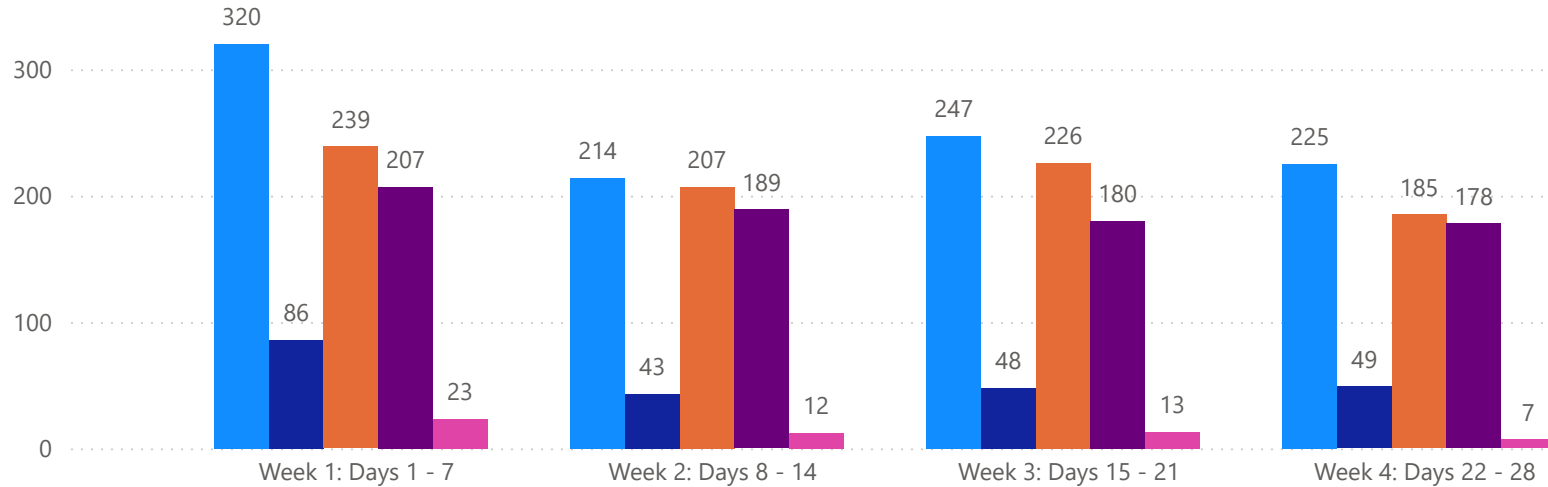


4 WEEK REAL ESTATE MARKET REPORT

SARASOTA COUNTY - SINGLE FAMILY HOME

5/6/2026

MLS Status ● Active ● Canceled ● Pending ● Sold ● Temporarily Off-Market



All data is current as of today, though some MLS statuses may have changed from prior days.

TOTALS

MLS Status	4 Week Total
Active	1006
Canceled	226
Pending	857
Sold	754
Temporarily Off-Market	55

DAILY MARKET CHANGE

Category	Sum of Sarasota
Back on the Market	4
New Listings	33
Price Decrease	50
Price Increase	3

*Back on Market can be from these sources - Pending, Temp Off Market, Cancelled and Expired Listing)

7 DAY SOLD COMPARISON

Closed Prior Year	Volume	Count
Wednesday, May 06, 2026	\$10,205,125	16
Tuesday, May 05, 2026	\$14,455,000	24
Monday, May 04, 2026	\$19,446,590	27
Sunday, May 03, 2026	\$428,000	1
Saturday, May 02, 2026	\$288,325	1
Friday, May 01, 2026	\$39,839,169	46
Thursday, April 30, 2026	\$98,087,335	92
Total	\$182,749,544	207

Closed Prior Year	Volume	Count
Monday, May 05, 2025	\$19,083,563	27
Saturday, May 03, 2025	\$1,177,000	3
Friday, May 02, 2025	\$20,163,524	40
Thursday, May 01, 2025	\$33,319,941	44
Wednesday, April 30, 2025	\$47,379,701	80
Tuesday, April 29, 2025	\$18,281,360	31
Total	\$139,405,089	225

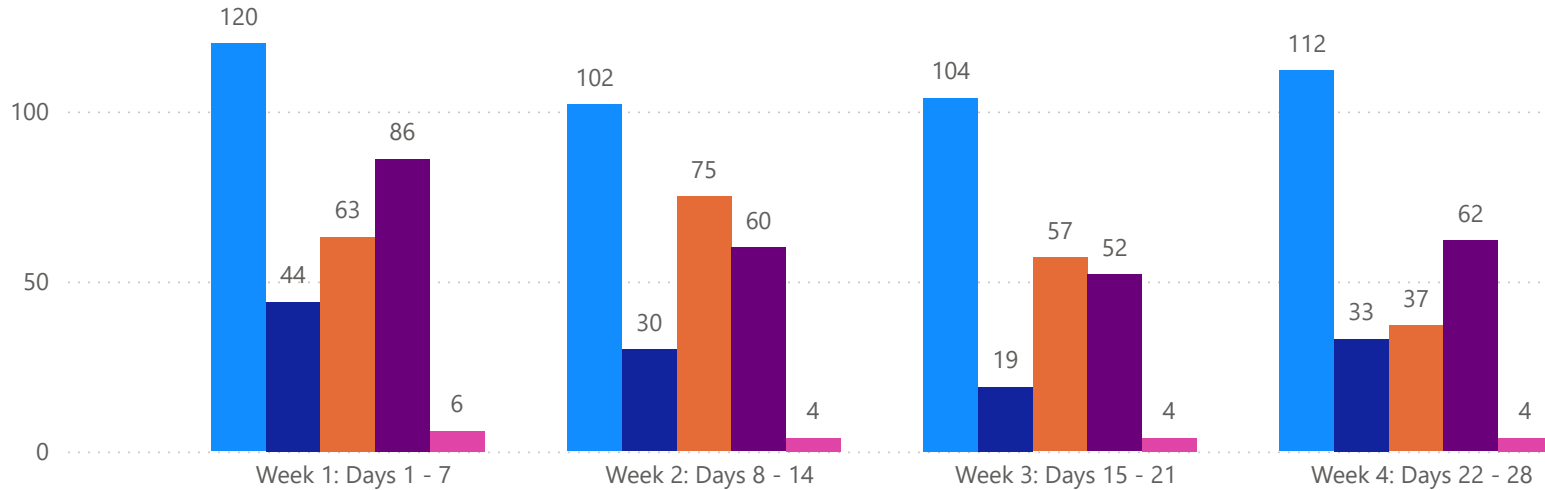


4 WEEK REAL ESTATE MARKET REPORT

SARASOTA COUNTY - CONDO

5/6/2026

MLS Status ● Active ● Canceled ● Pending ● Sold ● Temporarily Off-Market



All data is current as of today, though some MLS statuses may have changed from prior days.

TOTALS

MLS Status	4 Week Total
Active	438
Canceled	126
Pending	232
Sold	260
Temporarily Off-Market	18

DAILY MARKET CHANGE

Category	Sum of Sarasota
Back on the Market	3
New Listings	14
Price Decrease	13
Price Increase	0

*Back on Market can be from these sources - Pending, Temp Off Market, Cancelled and Expired Listing)

7 DAY SOLD COMPARISON

Closed Prior Year	Volume	Count
Wednesday, May 06, 2026	\$2,436,000	4
Tuesday, May 05, 2026	\$10,211,500	13
Monday, May 04, 2026	\$8,894,600	13
Saturday, May 02, 2026	\$1,050,000	1
Friday, May 01, 2026	\$16,862,000	22
Thursday, April 30, 2026	\$27,869,554	33
Total	\$67,323,654	86

Closed Prior Year	Volume	Count
Monday, May 05, 2025	\$2,089,000	5
Friday, May 02, 2025	\$2,375,000	7
Thursday, May 01, 2025	\$3,953,000	8
Wednesday, April 30, 2025	\$15,907,000	15
Tuesday, April 29, 2025	\$3,495,997	12
Total	\$27,819,997	47

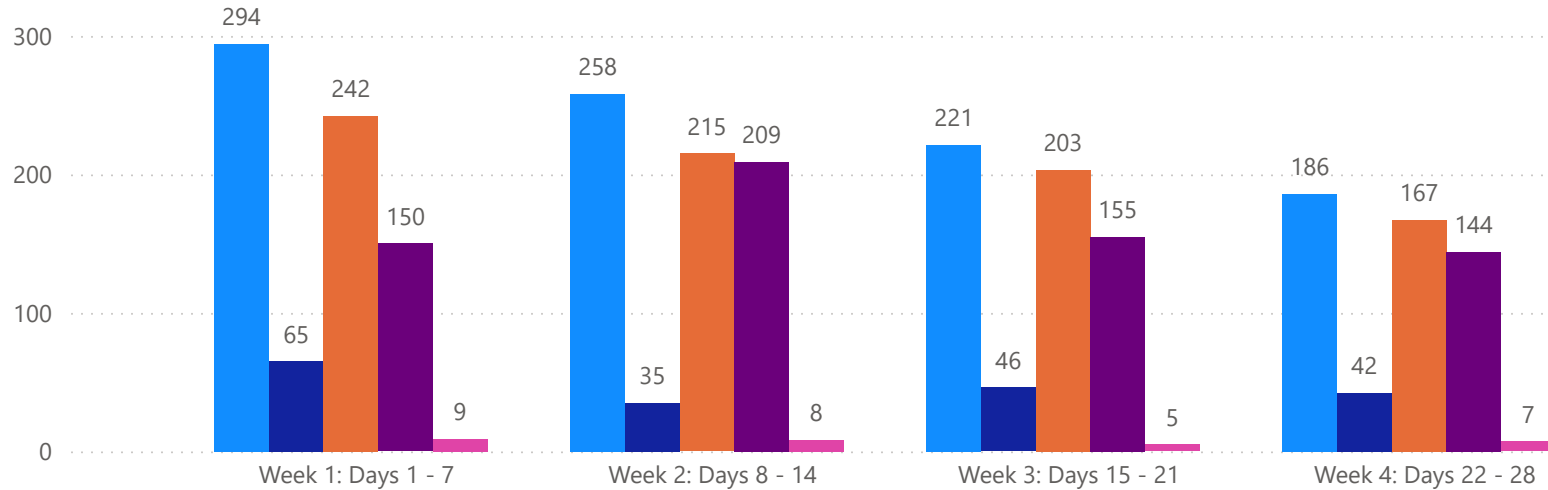


4 WEEK REAL ESTATE MARKET REPORT

MANATEE COUNTY - SINGLE FAMILY HOME

5/6/2026

MLS Status ● Active ● Canceled ● Pending ● Sold ● Temporarily Off-Market



All data is current as of today, though some MLS statuses may have changed from prior days.

TOTALS

MLS Status	4 Week Total
Active	959
Canceled	188
Pending	827
Sold	658
Temporarily Off-Market	29

DAILY MARKET CHANGE

Category	Sum of Manatee
Back on the Market	7
New Listings	36
Price Decrease	193
Price Increase	6

*Back on Market can be from these sources - Pending, Temp Off Market, Cancelled and Expired Listing)

7 DAY SOLD COMPARISON

Closed Prior Year	Volume	Count	Closed Prior Year	Volume	Count
Wednesday, May 06, 2026	\$8,494,000	10	Monday, May 05, 2025	\$19,985,891	26
Tuesday, May 05, 2026	\$7,537,374	9	Saturday, May 03, 2025	\$4,731,160	5
Monday, May 04, 2026	\$14,608,229	25	Friday, May 02, 2025	\$21,650,797	41
Sunday, May 03, 2026	\$982,922	1	Thursday, May 01, 2025	\$26,625,473	35
Saturday, May 02, 2026	\$565,000	1	Wednesday, April 30, 2025	\$38,669,028	64
Friday, May 01, 2026	\$19,653,156	29	Tuesday, April 29, 2025	\$21,500,954	40
Thursday, April 30, 2026	\$77,606,902	75	Total	\$133,163,303	211
Total	\$129,447,583	150			

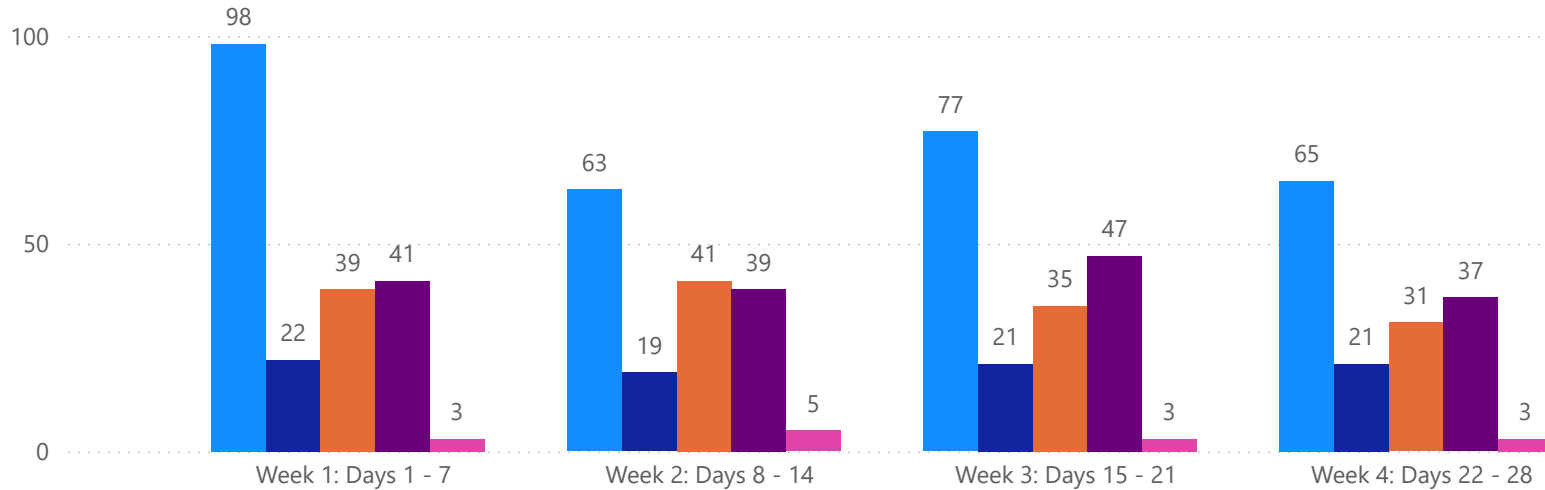


4 WEEK REAL ESTATE MARKET REPORT

MANATEE COUNTY - CONDO

5/6/2026

MLS Status ● Active ● Canceled ● Pending ● Sold ● Temporarily Off-Market



TOTALS

MLS Status	4 Week Total
Active	303
Canceled	83
Pending	146
Sold	164
Temporarily Off-Market	14

DAILY MARKET CHANGE

Category	Sum of Manatee
Back on the Market	2
New Listings	12
Price Decrease	12
Price Increase	0

*Back on Market can be from these sources - Pending, Temp Off Market, Cancelled and Expired Listing)

7 DAY SOLD COMPARISON

Closed Prior Year	Volume	Count	Closed Prior Year	Volume	Count
Wednesday, May 06, 2026	\$957,500	4	Monday, May 05, 2025	\$994,900	4
Tuesday, May 05, 2026	\$1,568,000	6	Friday, May 02, 2025	\$892,500	4
Monday, May 04, 2026	\$2,299,295	8	Thursday, May 01, 2025	\$3,550,500	10
Friday, May 01, 2026	\$1,358,500	8	Wednesday, April 30, 2025	\$4,302,500	12
Thursday, April 30, 2026	\$6,042,990	15	Tuesday, April 29, 2025	\$1,159,900	6
Total	\$12,226,285	41	Total	\$10,900,300	36

