



4 WEEK REAL ESTATE MARKET REPORT

Thursday, May 7, 2026

As of: Friday, May 8, 2026

- 1 Report Breakdown
- 2 Cumulative Tampa Bay Report - Single Family Home
- 3 Cumulative Tampa Bay Report - Condominium
- 4 Pinellas County - Single Family Home
- 5 Pinellas County - Condominium
- 6 Pasco County - Single Family Home
- 7 Pasco County - Condominium
- 8 Hillsborough County - Single Family Home
- 9 Hillsborough County - Condominium
- 10 Sarasota County - Single Family Home
- 11 Sarasota County - Condominium
- 12 Manatee County - Single Family Home
- 13 Manatee County - Condominium

4 WEEK REAL ESTATE MARKET REPORT

REPORT BREAKDOWN

Thursday, May 7, 2026

as of: 5/8/2026

Day 1	Thursday, May 7, 2026
Day 2	Wednesday, May 6, 2026
Day 3	Tuesday, May 5, 2026
Day 4	Monday, May 4, 2026
Day 5	Sunday, May 3, 2026
Day 6	Friday, May 8, 2026
Day 7	Thursday, May 7, 2026
Day 8	Wednesday, May 6, 2026
Day 9	Tuesday, May 5, 2026
Day 10	Monday, May 4, 2026
Day 11	Sunday, May 3, 2026
Day 12	Saturday, May 2, 2026
Day 13	Friday, May 1, 2026
Day 14	Thursday, April 30, 2026
Day 15	Wednesday, April 29, 2026
Day 16	Tuesday, April 28, 2026
Day 17	Monday, April 27, 2026
Day 18	Sunday, April 26, 2026
Day 19	Saturday, April 25, 2026
Day 20	Friday, April 24, 2026
Day 21	Thursday, April 23, 2026
Day 22	Wednesday, April 22, 2026
Day 23	Tuesday, April 21, 2026
Day 24	Monday, April 20, 2026
Day 25	Sunday, April 19, 2026
Day 26	Saturday, April 18, 2026
Day 27	Friday, April 17, 2026
Day 28	Thursday, April 16, 2026

REPORT BREAKDOWN

GRAPH:

Active - Newly listed during the date range

Pending - Status changed to 'pending' during the date range

Sold - Closed during the date range

Canceled - Canceled during the date range

Temp off Market - Status changed to 'temp' off market' during the date range

The date ranges are not cumulative.

Day 1: Thursday, May 7, 2026

Day 28: Thursday, April 16, 2026

TOTALS:

4 Weeks: The summation of each date range (Day 1 - Day 28)

Market Changes

Day 1's New Listings, Price Increase, Price Decreases and Back on Market

Manatee County - Single Family Home

7 Day Sold Comparison

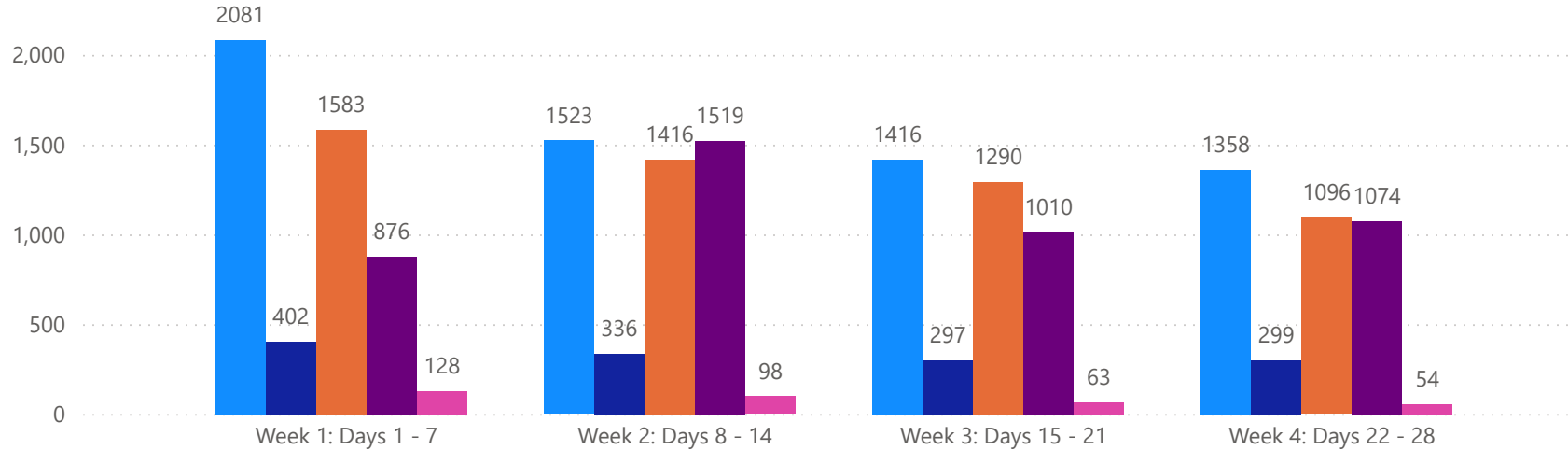
Compares the sold amount and volume in the last 7 days against the same timeframe in the prior year and days 8 - days 14.

4 WEEK REAL ESTATE MARKET REPORT

TAMPA BAY - SINGLE FAMILY HOME

5/7/2026

MLS Status ● Active ● Canceled ● Pending ● Sold ● Temporarily Off-Market



All data is current as of today, though some MLS statuses may have changed from prior days.

TOTALS


MLS Status	4 Week Total
Active	6378
Canceled	1334
Pending	5385
Sold	4479
Temporarily Off-Market	343

DAILY MARKET CHANGE

Category	Sum of Total	
Back on the Market	22	*Back on Market can be from these sources - Pending, Temp Off Market, Cancelled and Expired Listing)
New Listings	57	
Price Decrease	108	
Price Increase	8	

7 DAY SOLD COMPARISON

Closed Prior Year	Volume	Count	Closed Prior Year	Volume	Count
Thursday, May 07, 2026	\$42,376,428	73	Tuesday, May 06, 2025	\$84,901,410	155
Wednesday, May 06, 2026	\$85,436,465	129	Monday, May 05, 2025	\$111,185,187	199
Tuesday, May 05, 2026	\$92,352,664	173	Sunday, May 04, 2025	\$1,702,999	4
Monday, May 04, 2026	\$108,190,150	187	Saturday, May 03, 2025	\$14,248,120	17
Sunday, May 03, 2026	\$8,957,832	17	Friday, May 02, 2025	\$136,134,002	275
Saturday, May 02, 2026	\$3,820,964	8	Thursday, May 01, 2025	\$140,523,159	234
Friday, May 01, 2026	\$186,215,727	289	Wednesday, April 30, 2025	\$233,496,197	400
Total	\$527,350,230	876	Total	\$722,191,074	1284

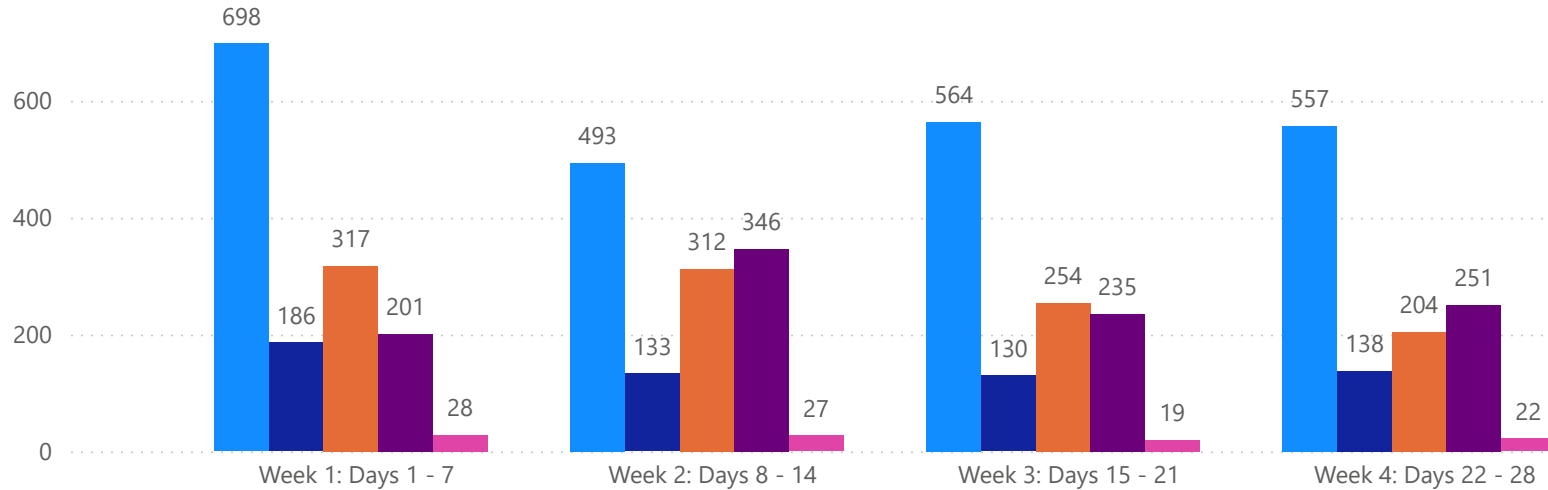


4 WEEK REAL ESTATE MARKET REPORT

TAMPA BAY - CONDO

5/7/2026

MLSStatus ● Active ● Canceled ● Pending ● Sold ● Temporarily Off-Market



All data is current as of today, though some MLS statuses may have changed from prior days.

TOTALS

MLS Status	4 Week Total
Active	2312
Canceled	587
Pending	1087
Sold	1033
Temporarily Off-Market	96

DAILY MARKET CHANGE

Category	Sum of Total
Back on the Market	3
New Listings	28
Price Decrease	40
Price Increase	1

*Back on Market can be from these sources - Pending, Temp Off Market, Cancelled and Expired Listing)

7 DAY SOLD COMPARISON

Closed Prior Year	Volume	Count	Closed Prior Year	Volume	Count
Thursday, May 07, 2026	\$15,026,400	25	Tuesday, May 06, 2025	\$9,806,500	25
Wednesday, May 06, 2026	\$19,668,300	28	Monday, May 05, 2025	\$11,476,400	30
Tuesday, May 05, 2026	\$18,425,500	40	Saturday, May 03, 2025	\$607,500	1
Monday, May 04, 2026	\$21,363,495	44	Friday, May 02, 2025	\$16,691,899	45
Saturday, May 02, 2026	\$1,215,000	2	Thursday, May 01, 2025	\$20,233,000	48
Friday, May 01, 2026	\$34,807,950	62	Wednesday, April 30, 2025	\$38,729,725	86
Total	\$110,506,645	201	Total	\$97,545,024	235

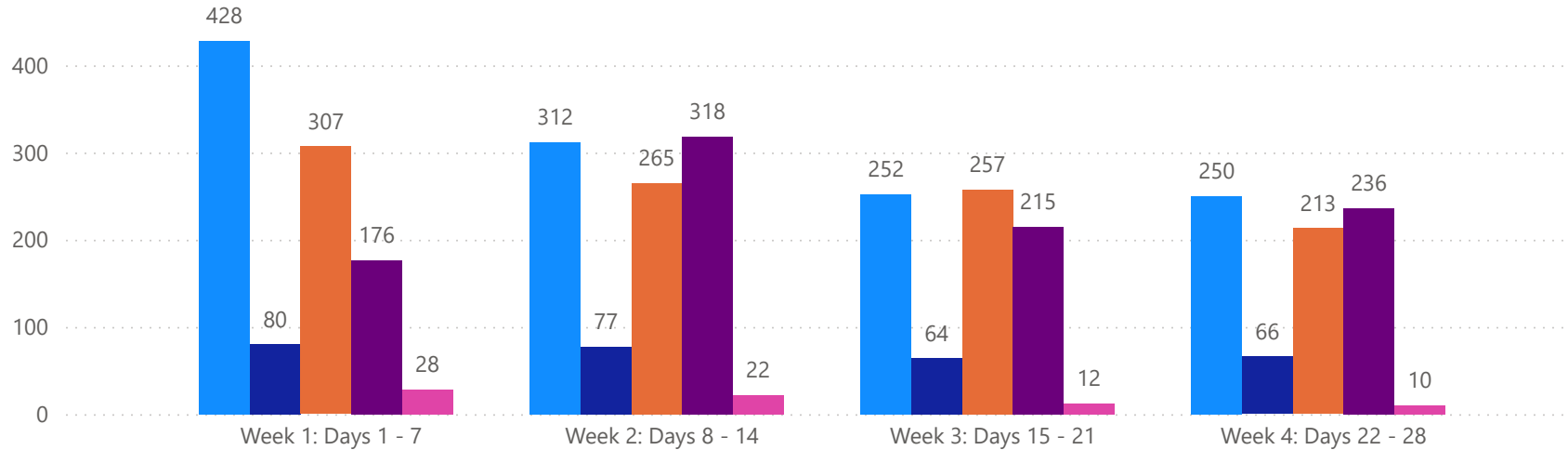


4 WEEK REAL ESTATE MARKET REPORT

PINELLAS COUNTY - SINGLE FAMILY HOME

5/7/2026

MLS Status ● Active ● Canceled ● Pending ● Sold ● Temporarily Off-Market



All data is current as of today, though some MLS statuses may have changed from prior days.

TOTALS

MLS Status	4 Week Total
Active	1242
Canceled	287
Pending	1042
Sold	945
Temporarily Off-Market	72

DAILY MARKET CHANGE

Category	Sum of Pinellas
Back on the Market	9
New Listings	86
Price Decrease	73
Price Increase	4

*Back on Market can be from these sources - Pending, Temp Off Market, Cancelled and Expired Listing)

7 DAY SOLD COMPARISON

Closed Prior Year	Volume	Count	Closed Prior Year	Volume	Count
Thursday, May 07, 2026	\$3,921,800	9	Tuesday, May 06, 2025	\$24,033,750	37
Wednesday, May 06, 2026	\$21,552,900	29	Monday, May 05, 2025	\$23,041,500	37
Tuesday, May 05, 2026	\$26,415,790	42	Saturday, May 03, 2025	\$655,000	1
Monday, May 04, 2026	\$23,970,156	40	Friday, May 02, 2025	\$32,093,562	60
Sunday, May 03, 2026	\$2,085,000	2	Thursday, May 01, 2025	\$25,180,217	41
Saturday, May 02, 2026	\$334,900	1	Wednesday, April 30, 2025	\$62,139,525	88
Friday, May 01, 2026	\$36,190,175	53	Total	\$167,143,554	264
Total	\$114,470,721	176			

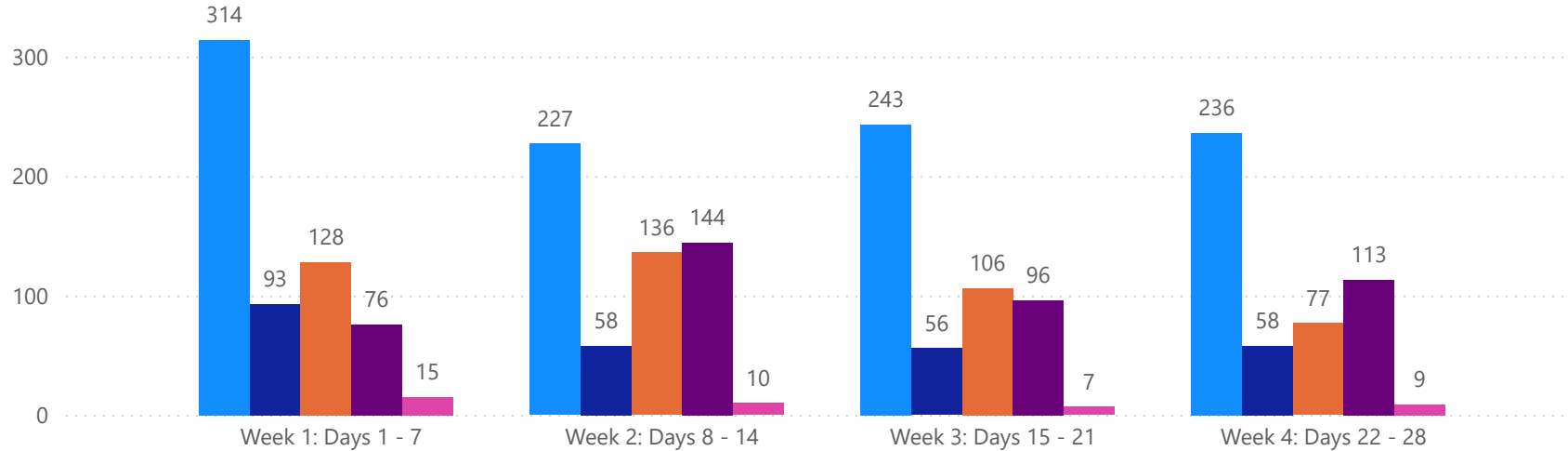


4 WEEK REAL ESTATE MARKET REPORT

PINELLAS COUNTY - CONDO

5/7/2026

MlsStatus ● Active ● Canceled ● Pending ● Sold ● Temporarily Off-Market



All data is current as of today, though some MLS statuses may have changed from prior days.

TOTALS

MLS Status	4 Week Total
Active	1020
Canceled	265
Pending	447
Sold	429
Temporarily Off-Market	41

DAILY MARKET CHANGE

Category	Sum of Pinellas
Back on the Market	3
New Listings	37
Price Decrease	44
Price Increase	2

*Back on Market can be from these sources - Pending, Temp Off Market, Cancelled and Expired Listing)

7 DAY SOLD COMPARISON

Closed Prior Year	Volume	Count
Thursday, May 07, 2026	\$6,972,400	12
Wednesday, May 06, 2026	\$9,487,000	11
Tuesday, May 05, 2026	\$5,323,000	16
Monday, May 04, 2026	\$8,284,600	16
Saturday, May 02, 2026	\$165,000	1
Friday, May 01, 2026	\$14,074,050	20
Total	\$44,306,050	76

Closed Prior Year	Volume	Count
Tuesday, May 06, 2025	\$3,289,500	7
Monday, May 05, 2025	\$5,820,000	14
Saturday, May 03, 2025	\$607,500	1
Friday, May 02, 2025	\$11,625,500	25
Thursday, May 01, 2025	\$10,829,500	21
Wednesday, April 30, 2025	\$12,595,975	37
Total	\$44,767,975	105

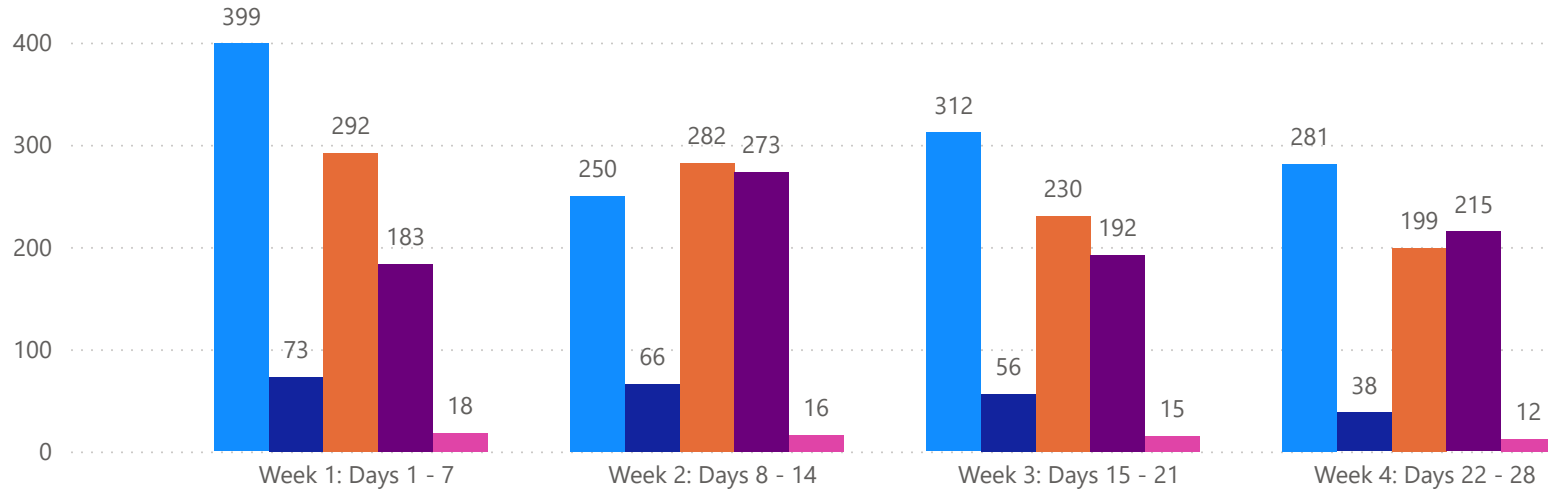


4 WEEK REAL ESTATE MARKET REPORT

PASCO COUNTY - SINGLE FAMILY HOME

5/7/2026

MLS Status ● Active ● Canceled ● Pending ● Sold ● Temporarily Off-Market



All data is current as of today, though some MLS statuses may have changed from prior days.

TOTALS

MLS Status	4 Week Total
Active	1242
Canceled	233
Pending	1003
Sold	863
Temporarily Off-Market	61

DAILY MARKET CHANGE

Category	Sum of Pasco
Back on the Market	10
New Listings	58
Price Decrease	113
Price Increase	13

*Back on Market can be from these sources - Pending, Temp Off Market, Cancelled and Expired Listing)

7 DAY SOLD COMPARISON

Closed Prior Year	Volume	Count
Thursday, May 07, 2026	\$4,728,633	13
Wednesday, May 06, 2026	\$10,437,890	27
Tuesday, May 05, 2026	\$17,021,150	43
Monday, May 04, 2026	\$14,140,354	30
Sunday, May 03, 2026	\$4,414,410	11
Saturday, May 02, 2026	\$1,574,739	3
Friday, May 01, 2026	\$24,697,119	56
Total	\$77,014,295	183

Closed Prior Year	Volume	Count
Tuesday, May 06, 2025	\$11,380,470	28
Monday, May 05, 2025	\$14,201,326	37
Saturday, May 03, 2025	\$979,990	2
Friday, May 02, 2025	\$18,882,818	46
Thursday, May 01, 2025	\$22,652,298	54
Wednesday, April 30, 2025	\$27,800,458	65
Total	\$95,897,360	232

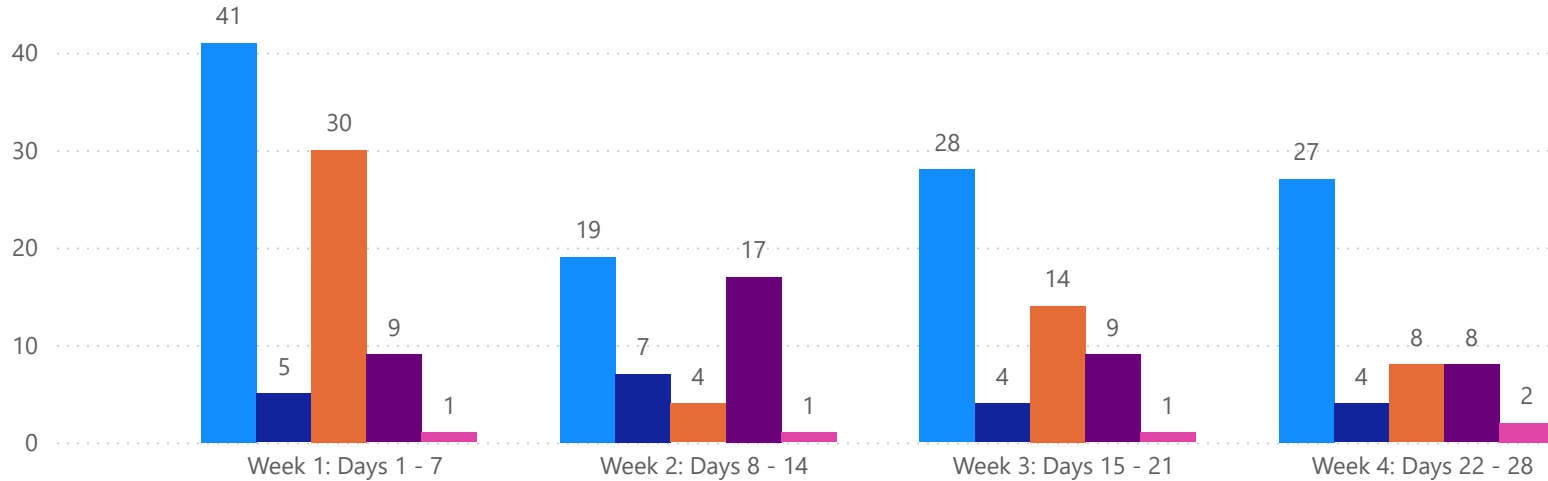


4 WEEK REAL ESTATE MARKET REPORT

PASCO COUNTY - CONDO

5/7/2026

MLS Status ● Active ● Canceled ● Pending ● Sold ● Temporarily Off-Market



All data is current as of today, though some MLS statuses may have changed from prior days.

TOTALS

MLS Status	4 Week Total
Active	115
Canceled	20
Pending	56
Sold	43
Temporarily Off-Market	5

DAILY MARKET CHANGE

Category	Sum of Pasco
Back on the Market	1
New Listings	2
Price Decrease	1
Price Increase	0

*Back on Market can be from these sources - Pending, Temp Off Market, Cancelled and Expired Listing)

7 DAY SOLD COMPARISON

Closed Prior Year	Volume	Count
Thursday, May 07, 2026	\$305,000	2
Monday, May 04, 2026	\$60,000	1
Friday, May 01, 2026	\$1,122,900	6
Total	\$1,487,900	9

Closed Prior Year	Volume	Count
Tuesday, May 06, 2025	\$426,000	2
Monday, May 05, 2025	\$705,000	3
Friday, May 02, 2025	\$450,899	3
Thursday, May 01, 2025	\$155,000	1
Wednesday, April 30, 2025	\$946,250	5
Total	\$2,683,149	14

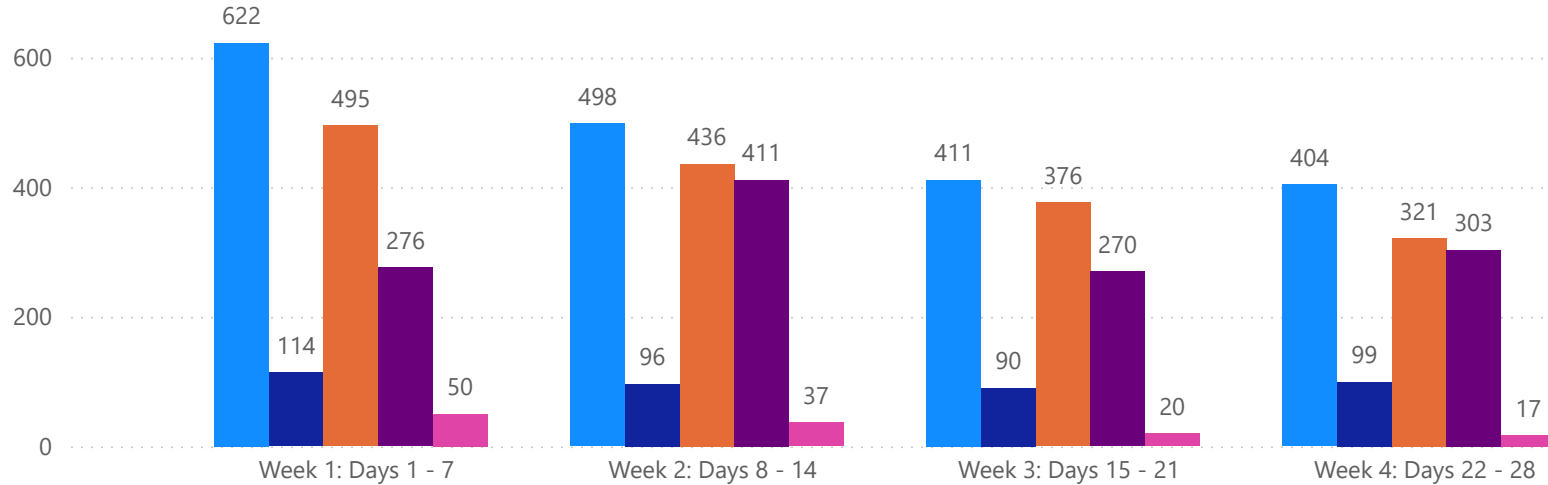


4 WEEK REAL ESTATE MARKET REPORT

HILLSBOROUGH COUNTY - SINGLE FAMILY HOME

5/7/2026

MlsStatus ● Active ● Canceled ● Pending ● Sold ● Temporarily Off-Market



All data is current as of today, though some MLS statuses may have changed from prior days.

TOTALS

MLS Status	4 Week Total
Active	1935
Canceled	399
Pending	1628
Sold	1260
Temporarily Off-Market	124

DAILY MARKET CHANGE

Category	Sum of Hillsborough	*Back on Market can be from these sources - Pending, Temp Off Market, Cancelled and Expired Listing)
Back on the Market	16	
New Listings	84	
Price Decrease	104	
Price Increase	9	

7 DAY SOLD COMPARISON

Closed Prior Year	Volume	Count	Closed Prior Year	Volume	Count
Thursday, May 07, 2026	\$19,310,200	28	Tuesday, May 06, 2025	\$26,610,465	45
Wednesday, May 06, 2026	\$16,519,650	28	Monday, May 05, 2025	\$34,872,907	72
Tuesday, May 05, 2026	\$25,563,850	52	Sunday, May 04, 2025	\$1,702,999	4
Monday, May 04, 2026	\$32,556,756	59	Saturday, May 03, 2025	\$6,704,970	6
Sunday, May 03, 2026	\$1,047,500	2	Friday, May 02, 2025	\$43,343,301	88
Saturday, May 02, 2026	\$1,058,000	2	Thursday, May 01, 2025	\$32,745,230	60
Friday, May 01, 2026	\$65,836,108	105	Wednesday, April 30, 2025	\$57,507,485	103
Total	\$161,892,064	276	Total	\$203,487,357	378

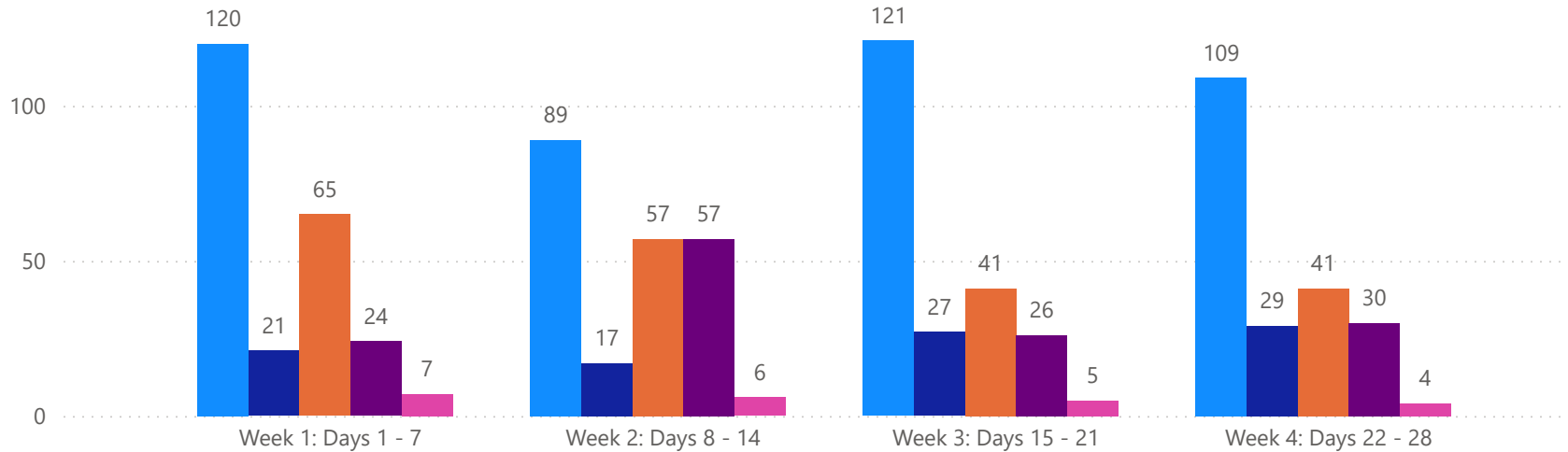


4 WEEK REAL ESTATE MARKET REPORT

HILLSBOROUGH COUNTY - CONDO

5/7/2026

MLS Status ● Active ● Canceled ● Pending ● Sold ● Temporarily Off-Market



All data is current as of today, though some MLS statuses may have changed from prior days.

TOTALS

MLS Status	4 Week Total
Active	439
Canceled	94
Pending	204
Sold	137
Temporarily Off-Market	22

DAILY MARKET CHANGE

Category	Sum of Hillsborough	*Back on Market can be from these sources - Pending, Temp Off Market, Canceled and Expired Listing)
Back on the Market	6	
New Listings	5	
Price Decrease	18	
Price Increase	1	

7 DAY SOLD COMPARISON

Closed Prior Year	Volume	Count	Closed Prior Year	Volume	Count
Thursday, May 07, 2026	\$681,000	4	Tuesday, May 06, 2025	\$630,000	3
Wednesday, May 06, 2026	\$1,340,800	6	Monday, May 05, 2025	\$1,867,500	4
Tuesday, May 05, 2026	\$930,000	3	Friday, May 02, 2025	\$1,348,000	6
Monday, May 04, 2026	\$1,588,000	5	Thursday, May 01, 2025	\$1,745,000	8
Friday, May 01, 2026	\$1,390,500	6	Wednesday, April 30, 2025	\$4,978,000	17
Total	\$5,930,300	24	Total	\$10,568,500	38

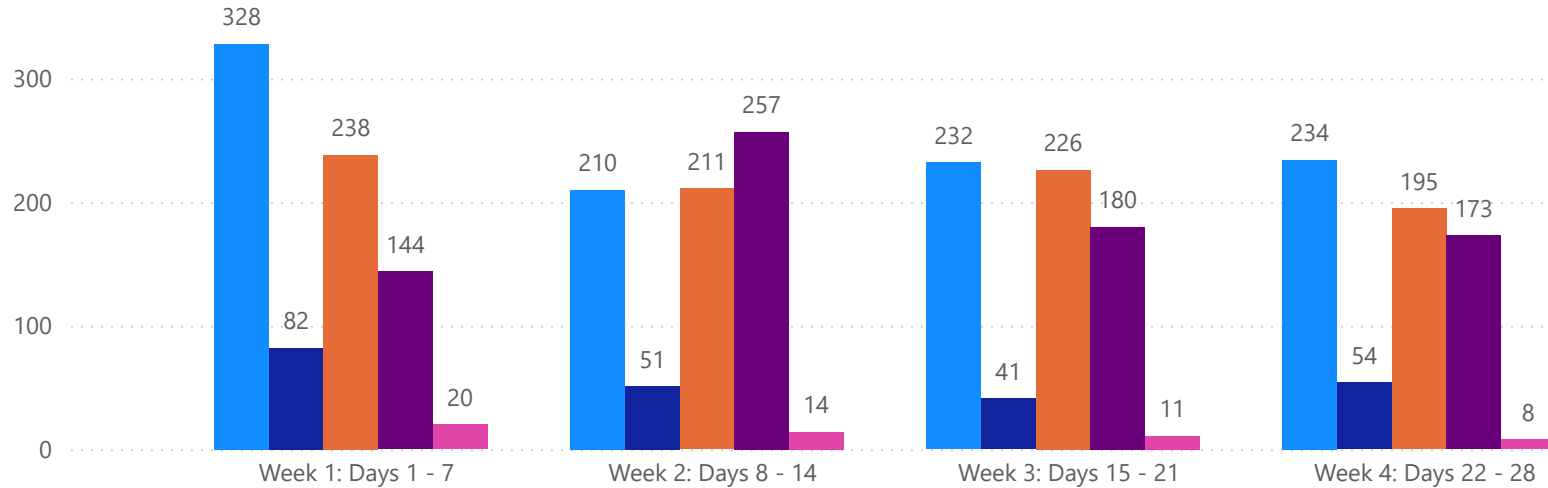


4 WEEK REAL ESTATE MARKET REPORT

SARASOTA COUNTY - SINGLE FAMILY HOME

5/7/2026

MLS Status ● Active ● Canceled ● Pending ● Sold ● Temporarily Off-Market



All data is current as of today, though some MLS statuses may have changed from prior days.

TOTALS

MLS Status	4 Week Total
Active	1004
Canceled	228
Pending	870
Sold	754
Temporarily Off-Market	53

DAILY MARKET CHANGE

Category	Sum of Sarasota
Back on the Market	9
New Listings	50
Price Decrease	48
Price Increase	3

*Back on Market can be from these sources - Pending, Temp Off Market, Cancelled and Expired Listing)

7 DAY SOLD COMPARISON

Closed Prior Year	Volume	Count	Closed Prior Year	Volume	Count
Thursday, May 07, 2026	\$8,548,900	14	Tuesday, May 06, 2025	\$12,778,072	27
Wednesday, May 06, 2026	\$21,900,125	27	Monday, May 05, 2025	\$19,083,563	27
Tuesday, May 05, 2026	\$15,814,500	27	Saturday, May 03, 2025	\$1,177,000	3
Monday, May 04, 2026	\$21,061,590	28	Friday, May 02, 2025	\$20,163,524	40
Sunday, May 03, 2026	\$428,000	1	Thursday, May 01, 2025	\$33,319,941	44
Saturday, May 02, 2026	\$288,325	1	Wednesday, April 30, 2025	\$47,379,701	80
Friday, May 01, 2026	\$39,839,169	46	Total	\$133,901,801	221
Total	\$107,880,609	144			

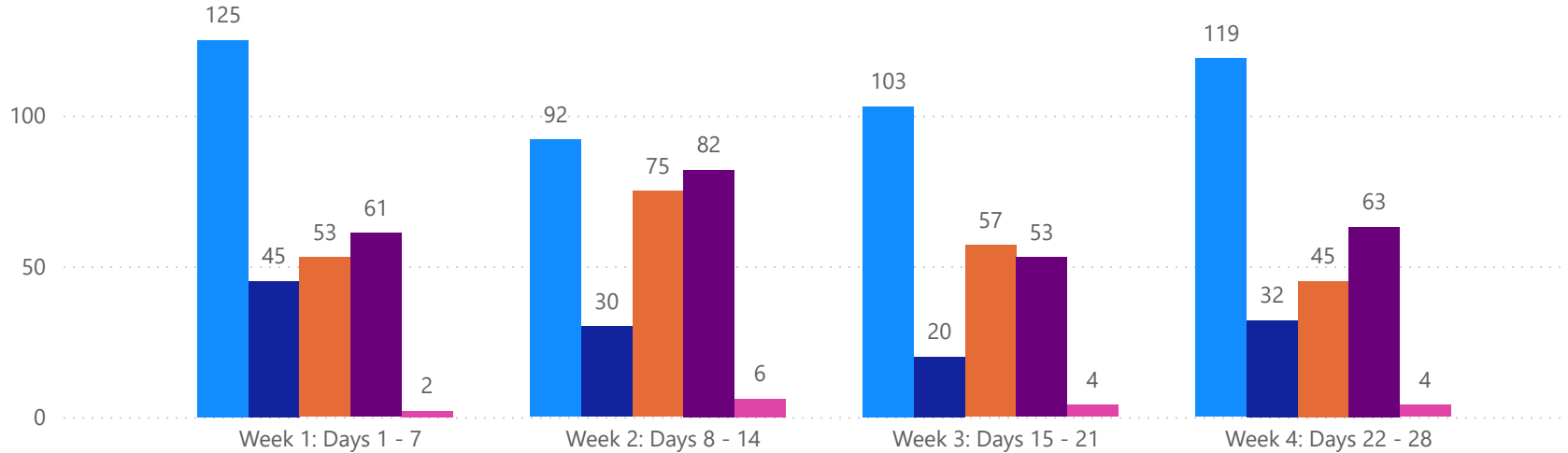


4 WEEK REAL ESTATE MARKET REPORT

SARASOTA COUNTY - CONDO

5/7/2026

MLS Status ● Active ● Canceled ● Pending ● Sold ● Temporarily Off-Market



All data is current as of today, though some MLS statuses may have changed from prior days.

TOTALS

MLS Status	4 Week Total
Active	439
Canceled	127
Pending	230
Sold	259
Temporarily Off-Market	16

DAILY MARKET CHANGE

Category	Sum of Sarasota
Back on the Market	3
New Listings	12
Price Decrease	17
Price Increase	0

*Back on Market can be from these sources - Pending, Temp Off Market, Cancelled and Expired Listing)

7 DAY SOLD COMPARISON

Closed Prior Year	Volume	Count
Thursday, May 07, 2026	\$1,270,000	4
Wednesday, May 06, 2026	\$7,601,000	6
Tuesday, May 05, 2026	\$10,356,500	14
Monday, May 04, 2026	\$9,131,600	14
Saturday, May 02, 2026	\$1,050,000	1
Friday, May 01, 2026	\$16,862,000	22
Total	\$46,271,100	61

Closed Prior Year	Volume	Count
Tuesday, May 06, 2025	\$3,275,000	6
Monday, May 05, 2025	\$2,089,000	5
Friday, May 02, 2025	\$2,375,000	7
Thursday, May 01, 2025	\$3,953,000	8
Wednesday, April 30, 2025	\$15,907,000	15
Total	\$27,599,000	41

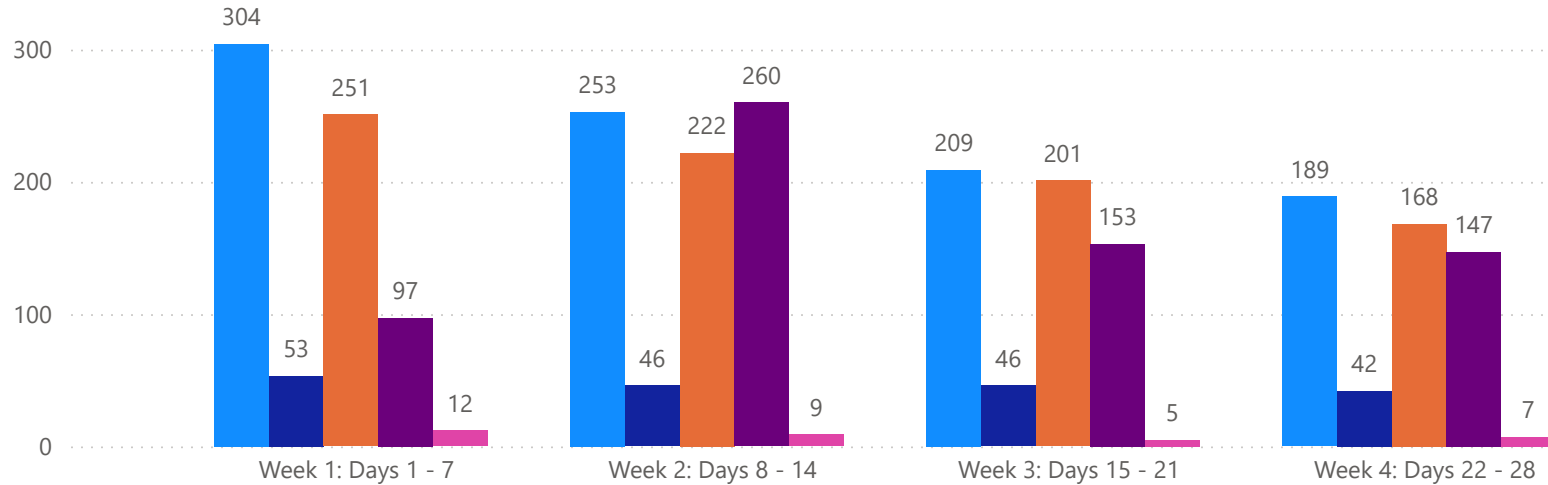


4 WEEK REAL ESTATE MARKET REPORT

MANATEE COUNTY - SINGLE FAMILY HOME

5/7/2026

MLS Status ● Active ● Canceled ● Pending ● Sold ● Temporarily Off-Market



All data is current as of today, though some MLS statuses may have changed from prior days.

TOTALS

MLS Status	4 Week Total
Active	955
Canceled	187
Pending	842
Sold	657
Temporarily Off-Market	33

DAILY MARKET CHANGE

Category	Sum of Manatee
Back on the Market	4
New Listings	44
Price Decrease	46
Price Increase	5

*Back on Market can be from these sources - Pending, Temp Off Market, Cancelled and Expired Listing)

7 DAY SOLD COMPARISON

Closed Prior Year	Volume	Count
Thursday, May 07, 2026	\$5,866,895	9
Wednesday, May 06, 2026	\$15,025,900	18
Tuesday, May 05, 2026	\$7,537,374	9
Monday, May 04, 2026	\$16,461,294	30
Sunday, May 03, 2026	\$982,922	1
Saturday, May 02, 2026	\$565,000	1
Friday, May 01, 2026	\$19,653,156	29
Total	\$66,092,541	97

Closed Prior Year	Volume	Count
Tuesday, May 06, 2025	\$10,098,653	18
Monday, May 05, 2025	\$19,985,891	26
Saturday, May 03, 2025	\$4,731,160	5
Friday, May 02, 2025	\$21,650,797	41
Thursday, May 01, 2025	\$26,625,473	35
Wednesday, April 30, 2025	\$38,669,028	64
Total	\$121,761,002	189

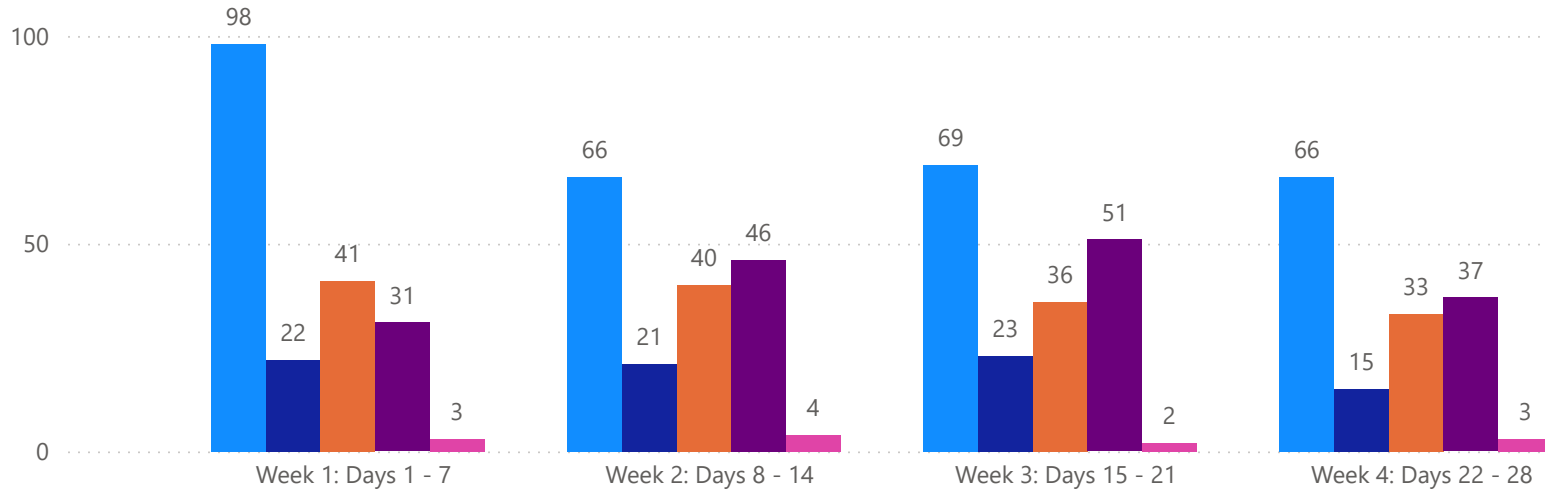


4 WEEK REAL ESTATE MARKET REPORT

MANATEE COUNTY - CONDO

5/7/2026

MLS Status ● Active ● Canceled ● Pending ● Sold ● Temporarily Off-Market



TOTALS

MLS Status	4 Week Total
Active	299
Canceled	81
Pending	150
Sold	165
Temporarily Off-Market	12

DAILY MARKET CHANGE

Category	Sum of Manatee
Back on the Market	1
New Listings	11
Price Decrease	9
Price Increase	1

*Back on Market can be from these sources - Pending, Temp Off Market, Cancelled and Expired Listing)

7 DAY SOLD COMPARISON

Closed Prior Year	Volume	Count	Closed Prior Year	Volume	Count
Thursday, May 07, 2026	\$5,798,000	3	Tuesday, May 06, 2025	\$2,186,000	7
Wednesday, May 06, 2026	\$1,239,500	5	Monday, May 05, 2025	\$994,900	4
Tuesday, May 05, 2026	\$1,816,000	7	Friday, May 02, 2025	\$892,500	4
Monday, May 04, 2026	\$2,299,295	8	Thursday, May 01, 2025	\$3,550,500	10
Friday, May 01, 2026	\$1,358,500	8	Wednesday, April 30, 2025	\$4,302,500	12
Total	\$12,511,295	31	Total	\$11,926,400	37

