

SUNCOAST TAMPA ASSOCIATION OF REALTORS®

4 WEEK REAL ESTATE MARKET REPORT

Sunday, May 10, 2026

As of: Monday, May 11, 2026

- 1 Report Breakdown
- 2 Cumulative Tampa Bay Report - Single Family Home
- 3 Cumulative Tampa Bay Report - Condominium
- 4 Pinellas County - Single Family Home
- 5 Pinellas County - Condominium
- 6 Pasco County - Single Family Home
- 7 Pasco County - Condominium
- 8 Hillsborough County - Single Family Home
- 9 Hillsborough County - Condominium
- 10 Sarasota County - Single Family Home
- 11 Sarasota County - Condominium
- 12 Manatee County - Single Family Home
- 13 Manatee County - Condominium

4 WEEK REAL ESTATE MARKET REPORT

REPORT BREAKDOWN

Sunday, May 10, 2026

as of: 5/11/2026

Day 1	Sunday, May 10, 2026
Day 2	Saturday, May 9, 2026
Day 3	Friday, May 8, 2026
Day 4	Thursday, May 7, 2026
Day 5	Wednesday, May 6, 2026
Day 6	Monday, May 11, 2026
Day 7	Sunday, May 10, 2026
Day 8	Saturday, May 9, 2026
Day 9	Friday, May 8, 2026
Day 10	Thursday, May 7, 2026
Day 11	Wednesday, May 6, 2026
Day 12	Tuesday, May 5, 2026
Day 13	Monday, May 4, 2026
Day 14	Sunday, May 3, 2026
Day 15	Saturday, May 2, 2026
Day 16	Friday, May 1, 2026
Day 17	Thursday, April 30, 2026
Day 18	Wednesday, April 29, 2026
Day 19	Tuesday, April 28, 2026
Day 20	Monday, April 27, 2026
Day 21	Sunday, April 26, 2026
Day 22	Saturday, April 25, 2026
Day 23	Friday, April 24, 2026
Day 24	Thursday, April 23, 2026
Day 25	Wednesday, April 22, 2026
Day 26	Tuesday, April 21, 2026
Day 27	Monday, April 20, 2026
Day 28	Sunday, April 19, 2026

REPORT BREAKDOWN

GRAPH:

Active - Newly listed during the date range

Pending - Status changed to 'pending' during the date range

Sold - Closed during the date range

Canceled - Canceled during the date range

Temp off Market - Status changed to 'temp' off market' during the date range

The date ranges are not cumulative.

Day 1: Sunday, May 10, 2026

Day 28: Sunday, April 19, 2026

TOTALS:

4 Weeks: The summation of each date range (Day 1 - Day 28)

Market Changes

Day 1's New Listings, Price Increase, Price Decreases and Back on Market

Manatee County - Single Family Home

7 Day Sold Comparison

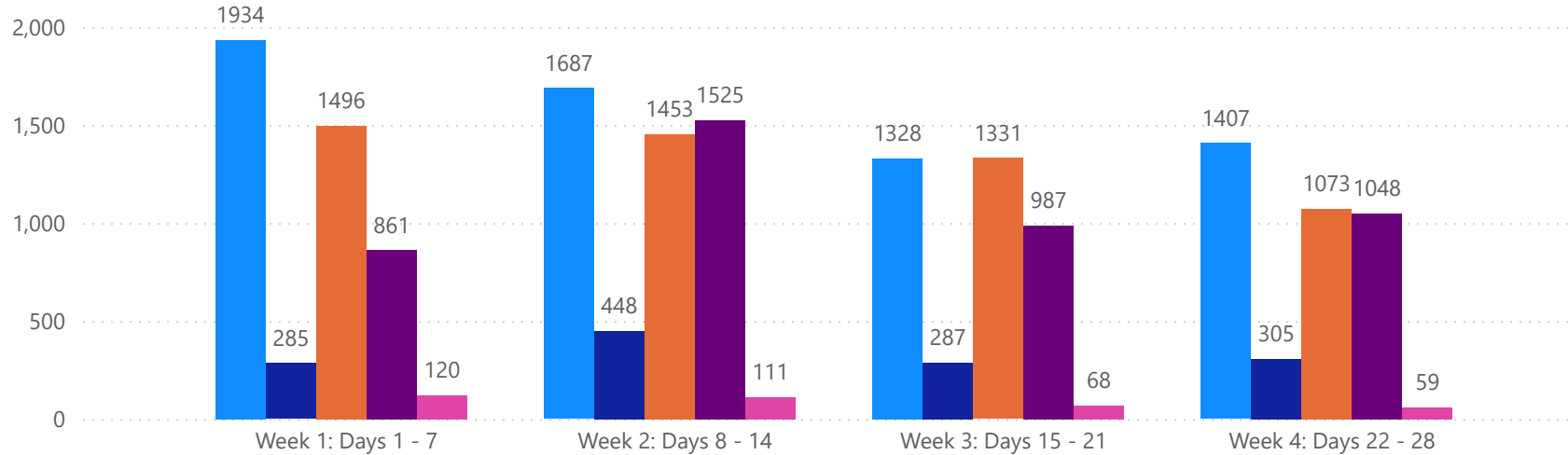
Compares the sold amount and volume in the last 7 days against the same timeframe in the prior year and days 8 - days 14.

4 WEEK REAL ESTATE MARKET REPORT

TAMPA BAY - SINGLE FAMILY HOME

5/10/2026

MLSStatus ● Active ● Canceled ● Pending ● Sold ● Temporarily Off-Market



All data is current as of today, though some MLS statuses may have changed from prior days.

TOTALS

MLS Status	4 Week Total
Active	6356
Canceled	1325
Pending	5353
Sold	4421
Temporarily Off-Market	358

DAILY MARKET CHANGE

Category	Sum of Total
Back on the Market	22
New Listings	57
Price Decrease	108
Price Increase	8

*Back on Market can be from these sources - Pending, Temp Off Market, Cancelled and Expired Listing)

7 DAY SOLD COMPARISON

Closed Prior Year	Volume	Count
Friday, May 08, 2026	\$128,691,142	218
Thursday, May 07, 2026	\$89,697,823	128
Wednesday, May 06, 2026	\$91,776,665	144
Tuesday, May 05, 2026	\$97,088,695	183
Monday, May 04, 2026	\$108,930,050	188
Total	\$516,184,375	861

Closed Prior Year	Volume	Count
Friday, May 09, 2025	\$174,444,079	300
Thursday, May 08, 2025	\$88,091,116	150
Wednesday, May 07, 2025	\$82,473,024	159
Tuesday, May 06, 2025	\$84,901,410	155
Monday, May 05, 2025	\$111,185,187	199
Sunday, May 04, 2025	\$1,702,999	4
Saturday, May 03, 2025	\$14,248,120	17
Total	\$557,045,935	984

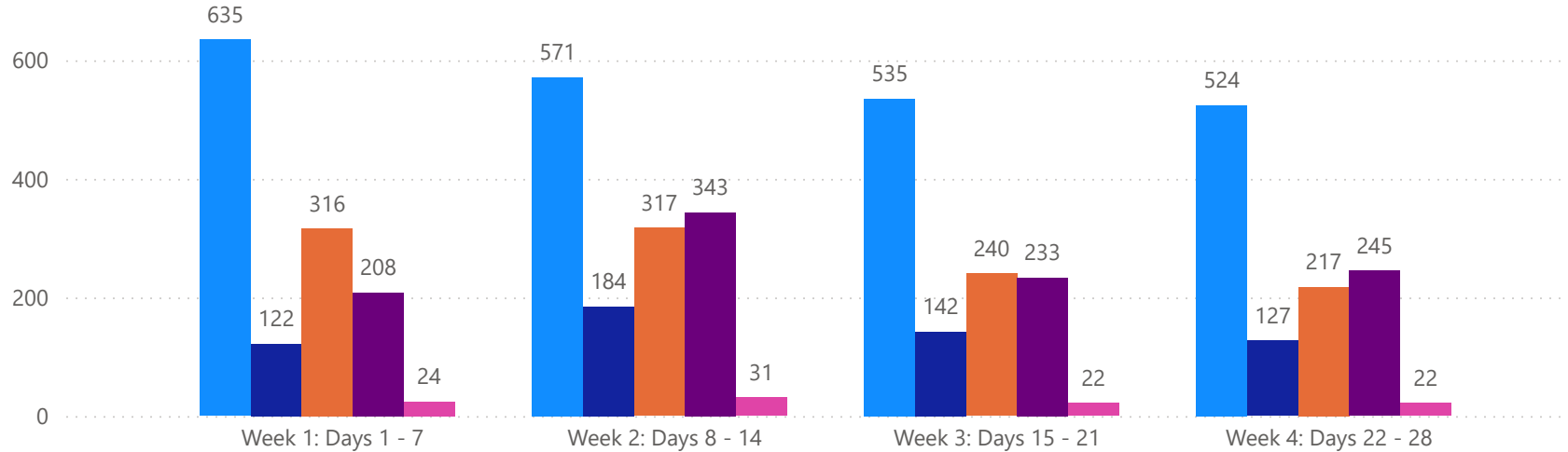


4 WEEK REAL ESTATE MARKET REPORT

TAMPA BAY - CONDO

5/10/2026

MLS Status ● Active ● Canceled ● Pending ● Sold ● Temporarily Off-Market



All data is current as of today, though some MLS statuses may have changed from prior days.

TOTALS

MLS Status	4 Week Total
Active	2265
Canceled	575
Pending	1090
Sold	1029
Temporarily Off-Market	99

DAILY MARKET CHANGE

Category	Sum of Total
Back on the Market	3
New Listings	28
Price Decrease	40
Price Increase	1

*Back on Market can be from these sources - Pending, Temp Off Market, Cancelled and Expired Listing)

7 DAY SOLD COMPARISON

Closed Prior Year	Volume	Count	Closed Prior Year	Volume	Count
Saturday, May 09, 2026	\$127,000	1	Friday, May 09, 2025	\$15,904,740	48
Friday, May 08, 2026	\$22,108,000	49	Thursday, May 08, 2025	\$11,075,400	24
Thursday, May 07, 2026	\$22,090,604	41	Wednesday, May 07, 2025	\$7,465,800	30
Wednesday, May 06, 2026	\$20,088,300	31	Tuesday, May 06, 2025	\$9,806,500	25
Tuesday, May 05, 2026	\$18,765,500	41	Monday, May 05, 2025	\$11,476,400	30
Monday, May 04, 2026	\$22,383,495	45	Saturday, May 03, 2025	\$607,500	1
Total	\$105,562,899	208	Total	\$56,336,340	158

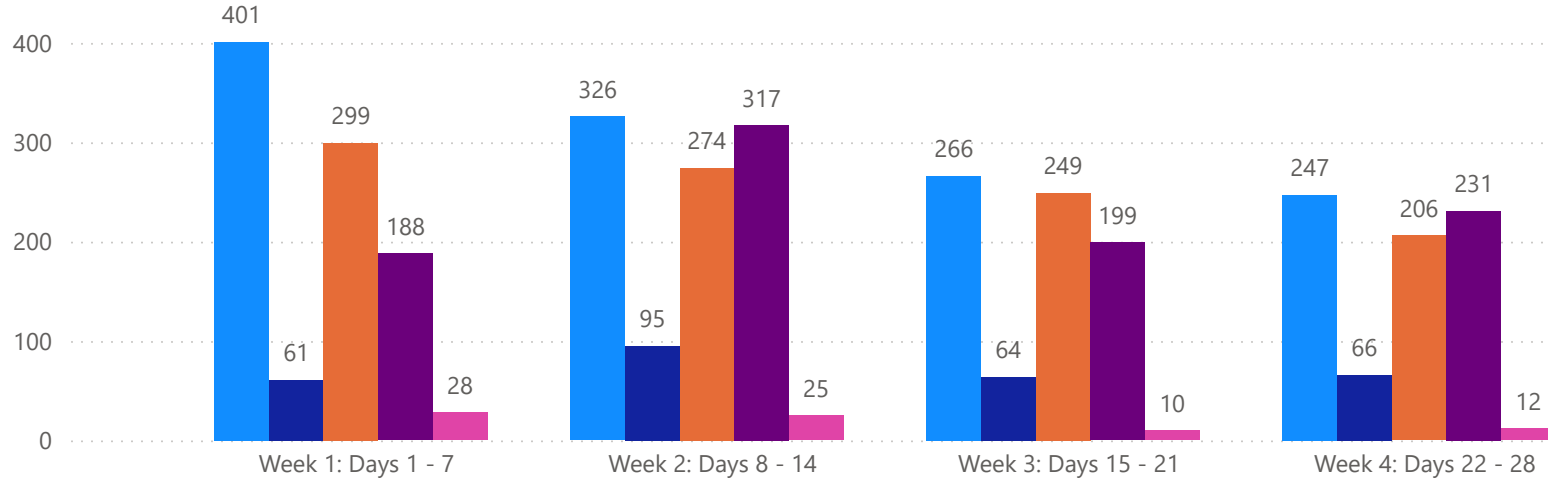


4 WEEK REAL ESTATE MARKET REPORT

PINELLAS COUNTY - SINGLE FAMILY HOME

5/10/2026

MLS Status ● Active ● Canceled ● Pending ● Sold ● Temporarily Off-Market



All data is current as of today, though some MLS statuses may have changed from prior days.

TOTALS

MLS Status	4 Week Total
Active	1240
Canceled	286
Pending	1028
Sold	935
Temporarily Off-Market	75

DAILY MARKET CHANGE

Category	Sum of Pinellas
Back on the Market	2
New Listings	13
Price Decrease	19
Price Increase	0

*Back on Market can be from these sources - Pending, Temp Off Market, Cancelled and Expired Listing)

7 DAY SOLD COMPARISON

Closed Prior Year	Volume	Count
Friday, May 08, 2026	\$27,705,900	52
Thursday, May 07, 2026	\$21,379,425	20
Wednesday, May 06, 2026	\$22,549,300	32
Tuesday, May 05, 2026	\$27,305,790	44
Monday, May 04, 2026	\$23,970,156	40
Total	\$122,910,571	188

Closed Prior Year	Volume	Count
Friday, May 09, 2025	\$32,269,850	63
Thursday, May 08, 2025	\$19,082,689	35
Wednesday, May 07, 2025	\$21,628,100	38
Tuesday, May 06, 2025	\$24,033,750	37
Monday, May 05, 2025	\$23,041,500	37
Saturday, May 03, 2025	\$655,000	1
Total	\$120,710,889	211

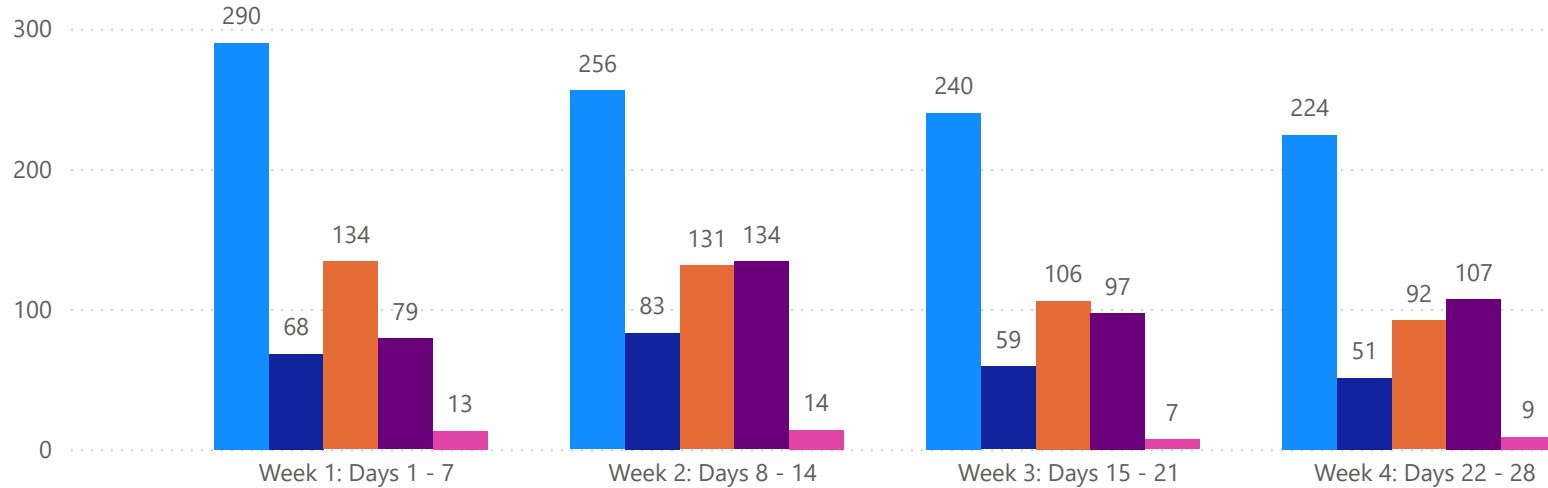


4 WEEK REAL ESTATE MARKET REPORT

PINELLAS COUNTY - CONDO

5/10/2026

MlsStatus ● Active ● Canceled ● Pending ● Sold ● Temporarily Off-Market



All data is current as of today, though some MLS statuses may have changed from prior days.

TOTALS

MLS Status	4 Week Total
Active	1010
Canceled	261
Pending	463
Sold	417
Temporarily Off-Market	43

DAILY MARKET CHANGE

Category	Sum of Pinellas
Back on the Market	2
New Listings	8
Price Decrease	8
Price Increase	1

*Back on Market can be from these sources - Pending, Temp Off Market, Cancelled and Expired Listing)

7 DAY SOLD COMPARISON

Closed Prior Year	Volume	Count
Friday, May 08, 2026	\$9,609,600	16
Thursday, May 07, 2026	\$10,127,800	19
Wednesday, May 06, 2026	\$9,657,000	12
Tuesday, May 05, 2026	\$5,323,000	16
Monday, May 04, 2026	\$8,284,600	16
Total	\$43,002,000	79

Closed Prior Year	Volume	Count
Friday, May 09, 2025	\$6,264,500	23
Thursday, May 08, 2025	\$4,672,400	10
Wednesday, May 07, 2025	\$3,013,300	15
Tuesday, May 06, 2025	\$3,289,500	7
Monday, May 05, 2025	\$5,820,000	14
Saturday, May 03, 2025	\$607,500	1
Total	\$23,667,200	70

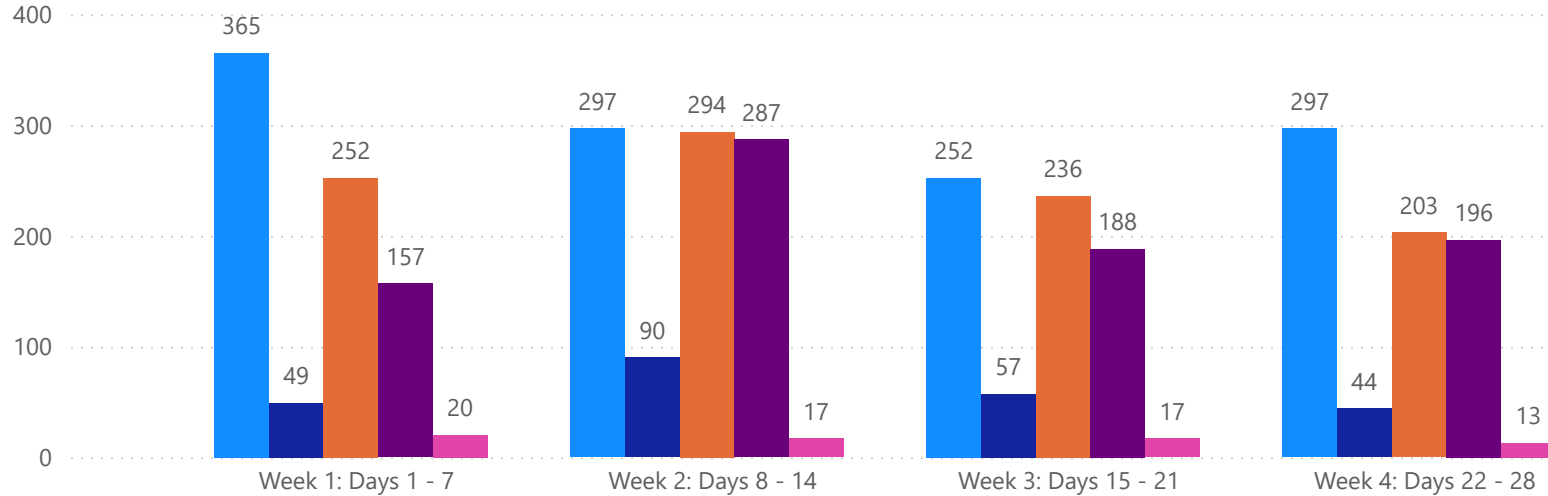


4 WEEK REAL ESTATE MARKET REPORT

PASCO COUNTY - SINGLE FAMILY HOME

5/10/2026

MLS Status ● Active ● Canceled ● Pending ● Sold ● Temporarily Off-Market



All data is current as of today, though some MLS statuses may have changed from prior days.

TOTALS

MLS Status	4 Week Total
Active	1211
Canceled	240
Pending	985
Sold	828
Temporarily Off-Market	67

DAILY MARKET CHANGE

Category	Sum of Pasco
Back on the Market	4
New Listings	10
Price Decrease	6
Price Increase	0

*Back on Market can be from these sources - Pending, Temp Off Market, Cancelled and Expired Listing)

7 DAY SOLD COMPARISON

Closed Prior Year	Volume	Count
Friday, May 08, 2026	\$14,525,795	36
Thursday, May 07, 2026	\$7,819,253	19
Wednesday, May 06, 2026	\$10,752,890	28
Tuesday, May 05, 2026	\$17,406,201	44
Monday, May 04, 2026	\$14,140,354	30
Total	\$64,644,493	157

Closed Prior Year	Volume	Count
Friday, May 09, 2025	\$24,025,943	60
Thursday, May 08, 2025	\$10,413,498	27
Wednesday, May 07, 2025	\$9,342,220	26
Tuesday, May 06, 2025	\$11,380,470	28
Monday, May 05, 2025	\$14,201,326	37
Saturday, May 03, 2025	\$979,990	2
Total	\$70,343,447	180

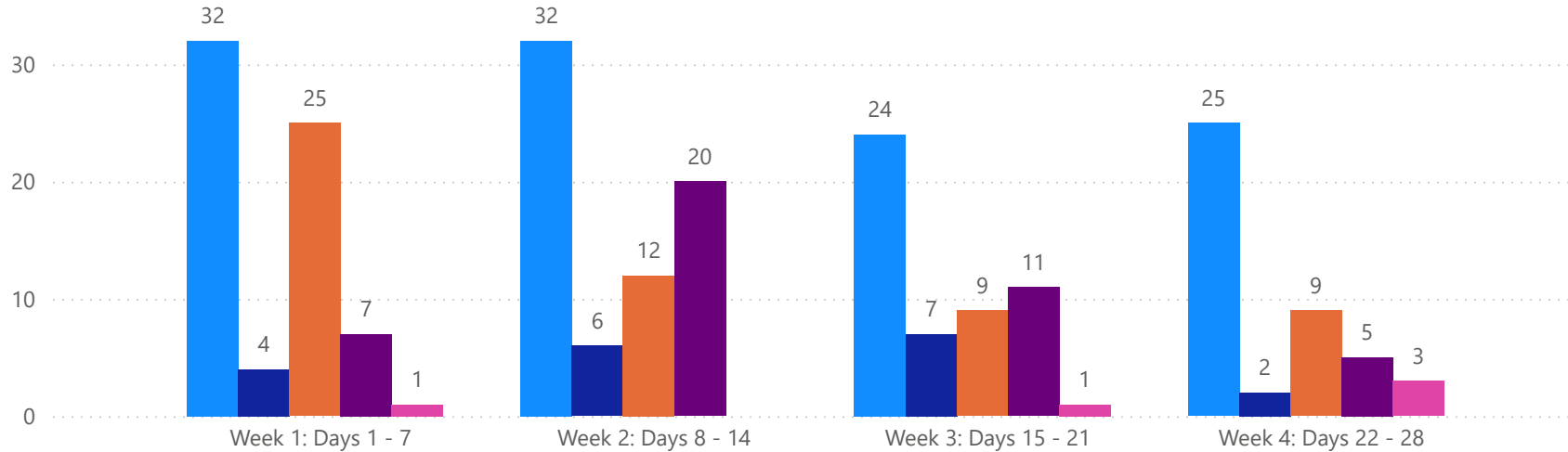


4 WEEK REAL ESTATE MARKET REPORT

PASCO COUNTY - CONDO

5/10/2026

MLS Status ● Active ● Canceled ● Pending ● Sold ● Temporarily Off-Market



All data is current as of today, though some MLS statuses may have changed from prior days.

TOTALS

MLS Status	4 Week Total
Active	113
Canceled	19
Pending	55
Sold	43
Temporarily Off-Market	5

DAILY MARKET CHANGE

Category	Sum of Pasco
Back on the Market	0
New Listings	1
Price Decrease	2
Price Increase	0

*Back on Market can be from these sources - Pending, Temp Off Market, Cancelled and Expired Listing)

7 DAY SOLD COMPARISON

Closed Prior Year	Volume	Count
Saturday, May 09, 2026	\$127,000	1
Friday, May 08, 2026	\$138,000	1
Thursday, May 07, 2026	\$509,000	4
Monday, May 04, 2026	\$60,000	1
Total	\$834,000	7

Closed Prior Year	Volume	Count
Friday, May 09, 2025	\$170,900	1
Thursday, May 08, 2025	\$282,000	2
Wednesday, May 07, 2025	\$125,000	1
Tuesday, May 06, 2025	\$426,000	2
Monday, May 05, 2025	\$705,000	3
Total	\$1,708,900	9

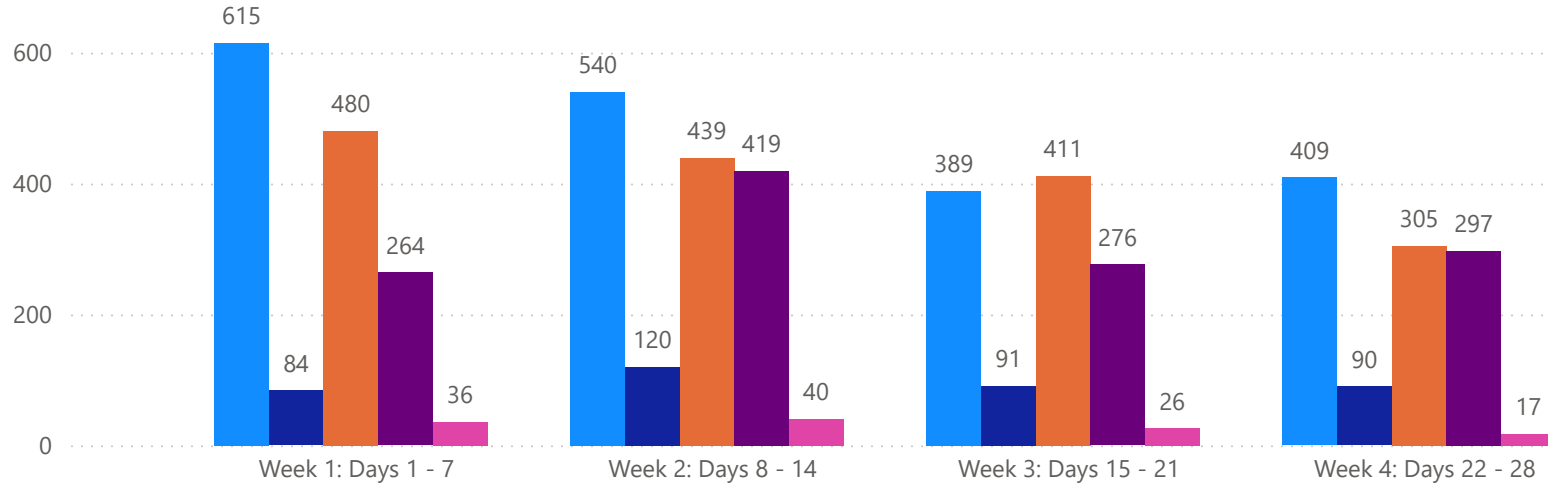


4 WEEK REAL ESTATE MARKET REPORT

HILLSBOROUGH COUNTY - SINGLE FAMILY HOME

5/10/2026

MlsStatus ● Active ● Canceled ● Pending ● Sold ● Temporarily Off-Market



All data is current as of today, though some MLS statuses may have changed from prior days.

TOTALS

MLS Status	4 Week Total
Active	1953
Canceled	385
Pending	1635
Sold	1256
Temporarily Off-Market	119

DAILY MARKET CHANGE

Category	Sum of Hillsborough	*Back on Market can be from these sources - Pending, Temp Off Market, Cancelled and Expired Listing)
Back on the Market	4	
New Listings	13	
Price Decrease	18	
Price Increase	1	

7 DAY SOLD COMPARISON

Closed Prior Year	Volume	Count	Closed Prior Year	Volume	Count
Friday, May 08, 2026	\$43,205,922	66	Friday, May 09, 2025	\$54,823,862	91
Thursday, May 07, 2026	\$30,951,820	47	Thursday, May 08, 2025	\$22,786,680	42
Wednesday, May 06, 2026	\$20,003,550	36	Wednesday, May 07, 2025	\$22,609,005	42
Tuesday, May 05, 2026	\$26,879,850	55	Tuesday, May 06, 2025	\$26,610,465	45
Monday, May 04, 2026	\$33,296,656	60	Monday, May 05, 2025	\$34,872,907	72
Total	\$154,337,798	264	Sunday, May 04, 2025	\$1,702,999	4
			Saturday, May 03, 2025	\$6,704,970	6
			Total	\$170,110,888	302

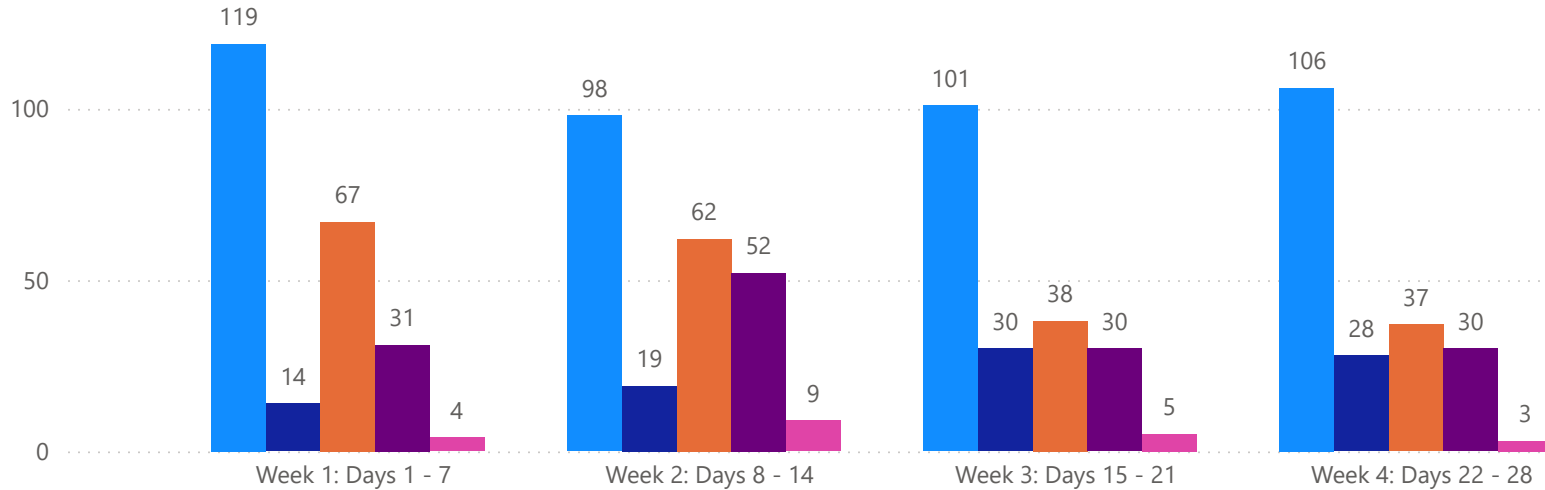


4 WEEK REAL ESTATE MARKET REPORT

HILLSBOROUGH COUNTY - CONDO

5/10/2026

MLS Status ● Active ● Canceled ● Pending ● Sold ● Temporarily Off-Market



All data is current as of today, though some MLS statuses may have changed from prior days.

TOTALS

MLS Status	4 Week Total
Active	424
Canceled	91
Pending	204
Sold	143
Temporarily Off-Market	21

DAILY MARKET CHANGE

Category	Sum of Hillsborough	*Back on Market can be from these sources - Pending, Temp Off Market, Canceled and Expired Listing)
Back on the Market	0	
New Listings	3	
Price Decrease	2	
Price Increase	0	

7 DAY SOLD COMPARISON

Closed Prior Year	Volume	Count	Closed Prior Year	Volume	Count
Friday, May 08, 2026	\$2,811,900	9	Friday, May 09, 2025	\$2,781,500	11
Thursday, May 07, 2026	\$2,852,804	7	Thursday, May 08, 2025	\$601,000	3
Wednesday, May 06, 2026	\$1,470,800	7	Wednesday, May 07, 2025	\$2,163,000	8
Tuesday, May 05, 2026	\$930,000	3	Tuesday, May 06, 2025	\$630,000	3
Monday, May 04, 2026	\$1,588,000	5	Monday, May 05, 2025	\$1,867,500	4
Total	\$9,653,504	31	Total	\$8,043,000	29

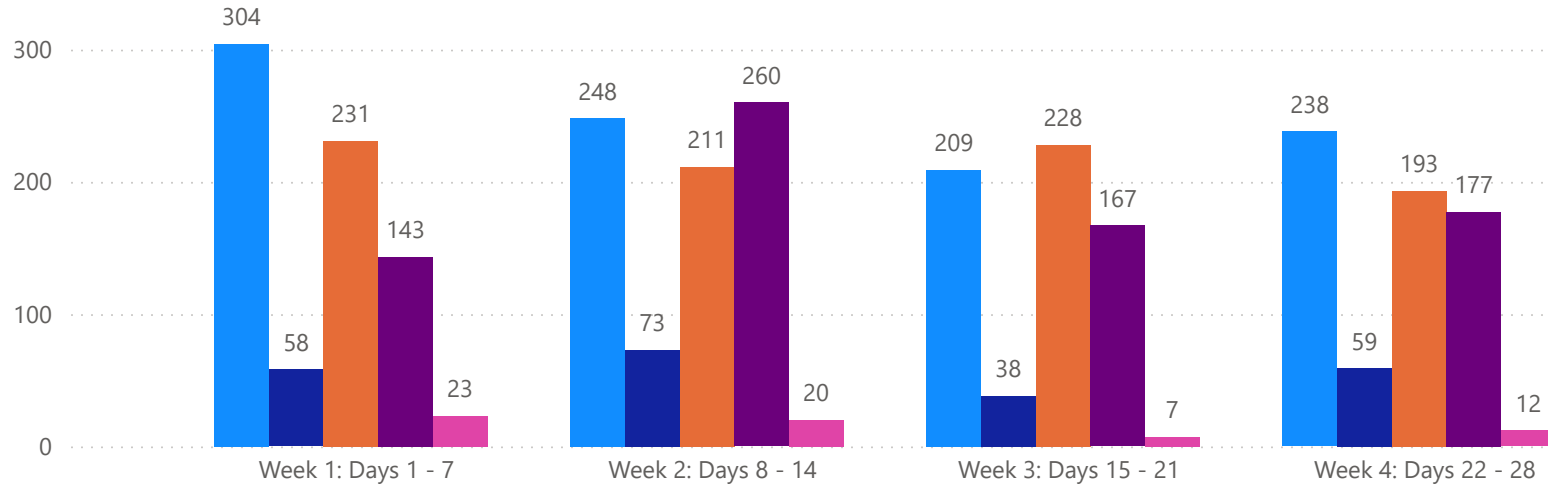


4 WEEK REAL ESTATE MARKET REPORT

SARASOTA COUNTY - SINGLE FAMILY HOME

5/10/2026

MLSStatus ● Active ● Canceled ● Pending ● Sold ● Temporarily Off-Market



All data is current as of today, though some MLS statuses may have changed from prior days.

TOTALS

MLS Status	4 Week Total
Active	999
Canceled	228
Pending	863
Sold	747
Temporarily Off-Market	62

DAILY MARKET CHANGE

Category	Sum of Sarasota
Back on the Market	3
New Listings	5
Price Decrease	12
Price Increase	2

*Back on Market can be from these sources - Pending, Temp Off Market, Cancelled and Expired Listing)

7 DAY SOLD COMPARISON

Closed Prior Year	Volume	Count	Closed Prior Year	Volume	Count
Friday, May 08, 2026	\$24,438,418	33	Friday, May 09, 2025	\$34,405,682	45
Thursday, May 07, 2026	\$19,663,790	26	Thursday, May 08, 2025	\$18,660,710	26
Wednesday, May 06, 2026	\$22,450,125	28	Wednesday, May 07, 2025	\$14,558,490	28
Tuesday, May 05, 2026	\$16,624,500	28	Tuesday, May 06, 2025	\$12,778,072	27
Monday, May 04, 2026	\$21,061,590	28	Monday, May 05, 2025	\$19,083,563	27
Total	\$104,238,423	143	Saturday, May 03, 2025	\$1,177,000	3
			Total	\$100,663,517	156

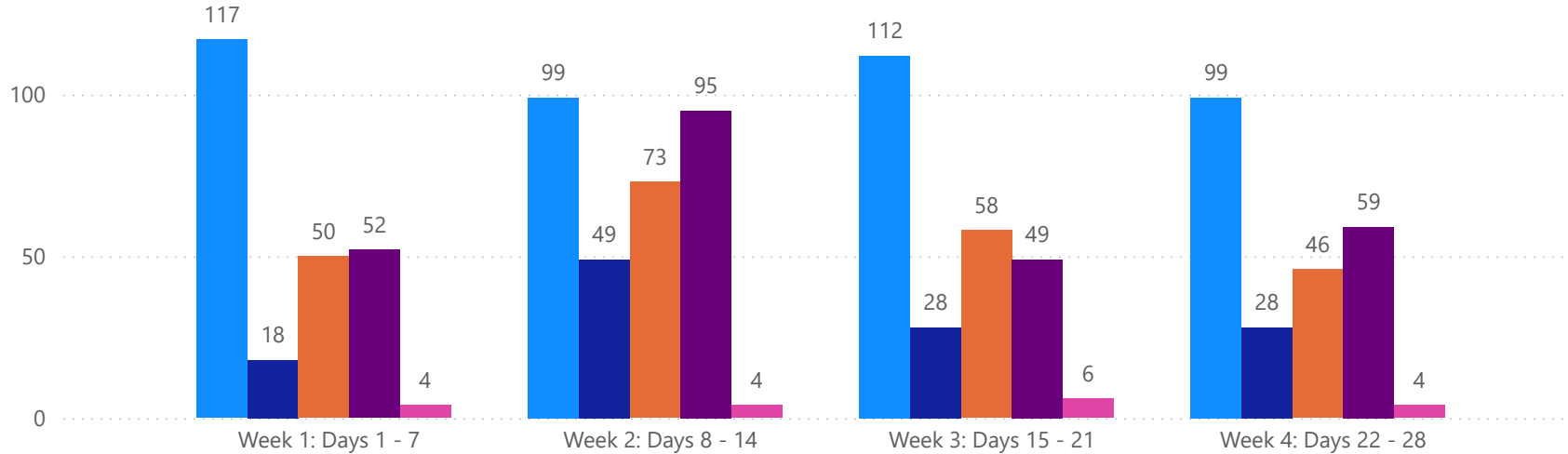


4 WEEK REAL ESTATE MARKET REPORT

SARASOTA COUNTY - CONDO

5/10/2026

MLSStatus ● Active ● Canceled ● Pending ● Sold ● Temporarily Off-Market



All data is current as of today, though some MLS statuses may have changed from prior days.

TOTALS

MLS Status	4 Week Total
Active	427
Canceled	123
Pending	227
Sold	255
Temporarily Off-Market	18

DAILY MARKET CHANGE

Category	Sum of Sarasota
Back on the Market	3
New Listings	4
Price Decrease	7
Price Increase	0

*Back on Market can be from these sources - Pending, Temp Off Market, Cancelled and Expired Listing)

7 DAY SOLD COMPARISON

Closed Prior Year	Volume	Count
Friday, May 08, 2026	\$5,110,500	11
Thursday, May 07, 2026	\$1,468,000	5
Wednesday, May 06, 2026	\$7,601,000	6
Tuesday, May 05, 2026	\$10,696,500	15
Monday, May 04, 2026	\$10,151,600	15
Total	\$35,027,600	52

Closed Prior Year	Volume	Count
Friday, May 09, 2025	\$5,329,840	9
Thursday, May 08, 2025	\$4,805,000	7
Wednesday, May 07, 2025	\$2,017,500	5
Tuesday, May 06, 2025	\$3,275,000	6
Monday, May 05, 2025	\$2,089,000	5
Total	\$17,516,340	32

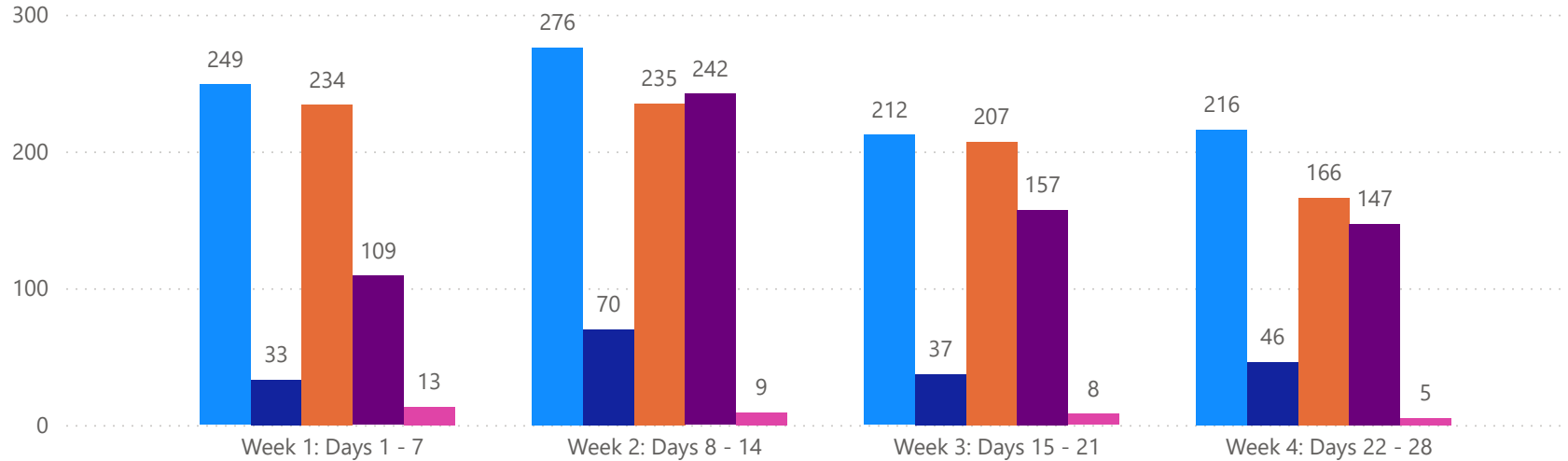


4 WEEK REAL ESTATE MARKET REPORT

MANATEE COUNTY - SINGLE FAMILY HOME

5/10/2026

MLS Status ● Active ● Canceled ● Pending ● Sold ● Temporarily Off-Market



All data is current as of today, though some MLS statuses may have changed from prior days.

TOTALS

MLS Status	4 Week Total
Active	953
Canceled	186
Pending	842
Sold	655
Temporarily Off-Market	35

DAILY MARKET CHANGE

Category	Sum of Manatee
Back on the Market	1
New Listings	4
Price Decrease	12
Price Increase	0

*Back on Market can be from these sources - Pending, Temp Off Market, Cancelled and Expired Listing)

7 DAY SOLD COMPARISON

Closed Prior Year	Volume	Count
Friday, May 08, 2026	\$18,815,107	31
Thursday, May 07, 2026	\$9,883,535	16
Wednesday, May 06, 2026	\$16,020,800	20
Tuesday, May 05, 2026	\$8,872,354	12
Monday, May 04, 2026	\$16,461,294	30
Total	\$70,053,090	109

Closed Prior Year	Volume	Count
Friday, May 09, 2025	\$28,918,742	41
Thursday, May 08, 2025	\$17,147,539	20
Wednesday, May 07, 2025	\$14,335,209	25
Tuesday, May 06, 2025	\$10,098,653	18
Monday, May 05, 2025	\$19,985,891	26
Saturday, May 03, 2025	\$4,731,160	5
Total	\$95,217,194	135

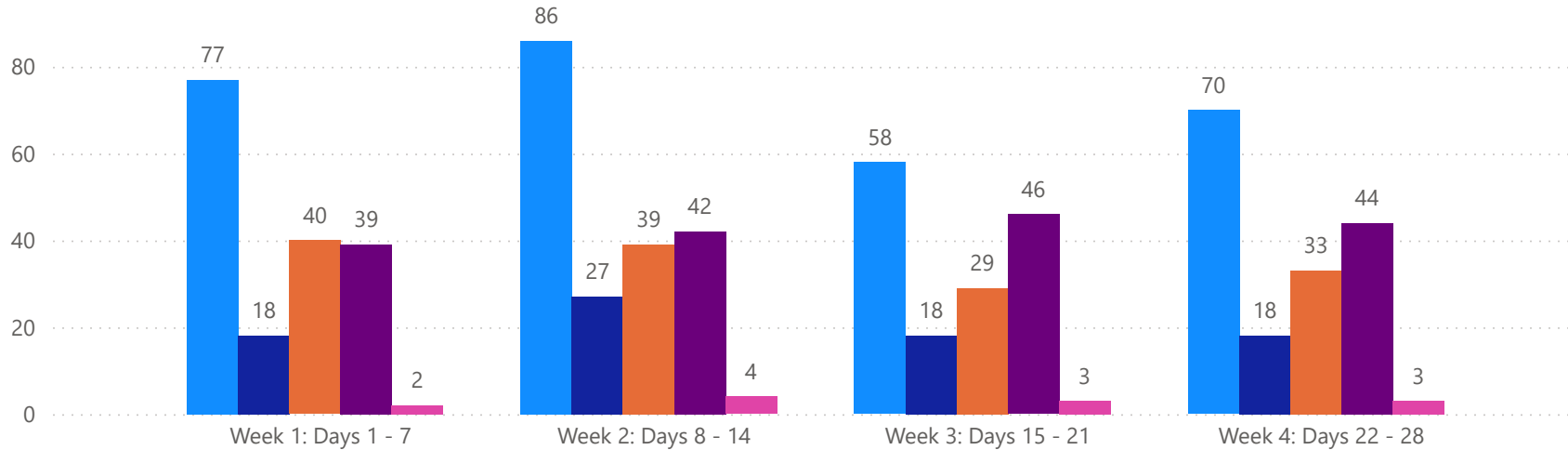


4 WEEK REAL ESTATE MARKET REPORT

MANATEE COUNTY - CONDO

5/10/2026

MLS Status ● Active ● Canceled ● Pending ● Sold ● Temporarily Off-Market



TOTALS

MLS Status	4 Week Total
Active	291
Canceled	81
Pending	141
Sold	171
Temporarily Off-Market	12

DAILY MARKET CHANGE

Category	Sum of Manatee
Back on the Market	1
New Listings	0
Price Decrease	8
Price Increase	0

*Back on Market can be from these sources - Pending, Temp Off Market, Cancelled and Expired Listing)

7 DAY SOLD COMPARISON

Closed Prior Year	Volume	Count
Friday, May 08, 2026	\$4,438,000	12
Thursday, May 07, 2026	\$7,133,000	6
Wednesday, May 06, 2026	\$1,359,500	6
Tuesday, May 05, 2026	\$1,816,000	7
Monday, May 04, 2026	\$2,299,295	8
Total	\$17,045,795	39

Closed Prior Year	Volume	Count
Friday, May 09, 2025	\$1,358,000	4
Thursday, May 08, 2025	\$715,000	2
Wednesday, May 07, 2025	\$147,000	1
Tuesday, May 06, 2025	\$2,186,000	7
Monday, May 05, 2025	\$994,900	4
Total	\$5,400,900	18

