

# SUNCOAST TAMPA ASSOCIATION OF REALTORS®

## 4 WEEK REAL ESTATE MARKET REPORT

Tuesday, May 12, 2026

*As of: Wednesday, May 13, 2026*

- 1 Report Breakdown
- 2 Cumulative Tampa Bay Report - Single Family Home
- 3 Cumulative Tampa Bay Report - Condominium
- 4 Pinellas County - Single Family Home
- 5 Pinellas County - Condominium
- 6 Pasco County - Single Family Home
- 7 Pasco County - Condominium
- 8 Hillsborough County - Single Family Home
- 9 Hillsborough County - Condominium
- 10 Sarasota County - Single Family Home
- 11 Sarasota County - Condominium
- 12 Manatee County - Single Family Home
- 13 Manatee County - Condominium

# 4 WEEK REAL ESTATE MARKET REPORT

## REPORT BREAKDOWN

Tuesday, May 12, 2026

as of: 5/13/2026

Day 1	Tuesday, May 12, 2026
Day 2	Monday, May 11, 2026
Day 3	Sunday, May 10, 2026
Day 4	Saturday, May 9, 2026
Day 5	Friday, May 8, 2026
Day 6	Wednesday, May 13, 2026
Day 7	Tuesday, May 12, 2026
Day 8	Monday, May 11, 2026
Day 9	Sunday, May 10, 2026
Day 10	Saturday, May 9, 2026
Day 11	Friday, May 8, 2026
Day 12	Thursday, May 7, 2026
Day 13	Wednesday, May 6, 2026
Day 14	Tuesday, May 5, 2026
Day 15	Monday, May 4, 2026
Day 16	Sunday, May 3, 2026
Day 17	Saturday, May 2, 2026
Day 18	Friday, May 1, 2026
Day 19	Thursday, April 30, 2026
Day 20	Wednesday, April 29, 2026
Day 21	Tuesday, April 28, 2026
Day 22	Monday, April 27, 2026
Day 23	Sunday, April 26, 2026
Day 24	Saturday, April 25, 2026
Day 25	Friday, April 24, 2026
Day 26	Thursday, April 23, 2026
Day 27	Wednesday, April 22, 2026
Day 28	Tuesday, April 21, 2026

### REPORT BREAKDOWN

#### GRAPH:

Active - Newly listed during the date range

Pending - Status changed to 'pending' during the date range

Sold - Closed during the date range

Canceled - Canceled during the date range

Temp off Market - Status changed to 'temp' off market' during the date range

The date ranges are not cumulative.

Day 1: Tuesday, May 12, 2026

Day 28: Tuesday, April 21, 2026

#### TOTALS:

4 Weeks: The summation of each date range (Day 1 - Day 28)

#### Market Changes

Day 1's New Listings, Price Increase, Price Decreases and Back on Market

Manatee County - Single Family Home

#### 7 Day Sold Comparison

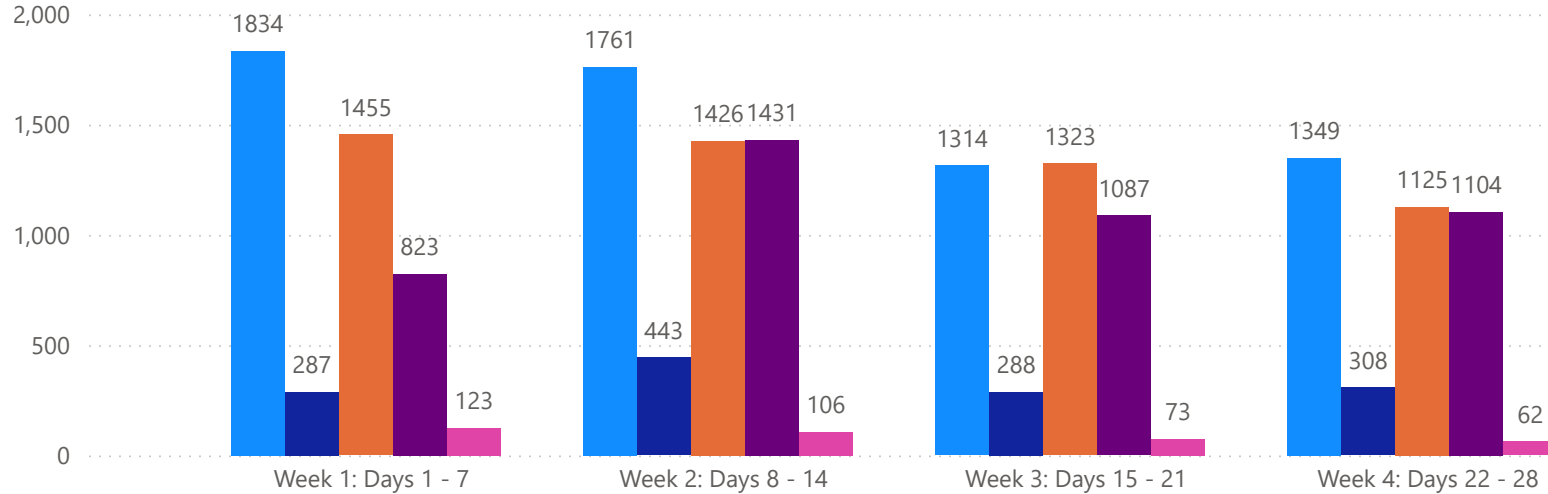
Compares the sold amount and volume in the last 7 days against the same timeframe in the prior year and days 8 - days 14.

# 4 WEEK REAL ESTATE MARKET REPORT

## TAMPA BAY - SINGLE FAMILY HOME

### 5/12/2026

MLS Status ● Active ● Canceled ● Pending ● Sold ● Temporarily Off-Market



All data is current as of today, though some MLS statuses may have changed from prior days.

### TOTALS

MLS Status	4 Week Total
Active	6258
Canceled	1326
Pending	5329
Sold	4445
Temporarily Off-Market	364

### DAILY MARKET CHANGE

Category	Sum of Total
Back on the Market	22
New Listings	57
Price Decrease	108
Price Increase	8

\*Back on Market can be from these sources - Pending, Temp Off Market, Cancelled and Expired Listing)

### 7 DAY SOLD COMPARISON

Closed Prior Year	Volume	Count
Tuesday, May 12, 2026	\$53,102,710	85
Monday, May 11, 2026	\$81,881,877	131
Saturday, May 09, 2026	\$415,000	1
Friday, May 08, 2026	\$177,132,443	314
Thursday, May 07, 2026	\$101,260,123	147
Wednesday, May 06, 2026	\$92,278,665	145
<b>Total</b>	<b>\$506,070,818</b>	<b>823</b>

Closed Prior Year	Volume	Count
Sunday, May 11, 2025	\$1,600,000	1
Saturday, May 10, 2025	\$4,197,000	8
Friday, May 09, 2025	\$174,444,079	300
Thursday, May 08, 2025	\$88,091,116	150
Wednesday, May 07, 2025	\$82,473,024	159
Tuesday, May 06, 2025	\$84,901,410	155
Monday, May 05, 2025	\$111,185,187	199
<b>Total</b>	<b>\$546,891,816</b>	<b>972</b>

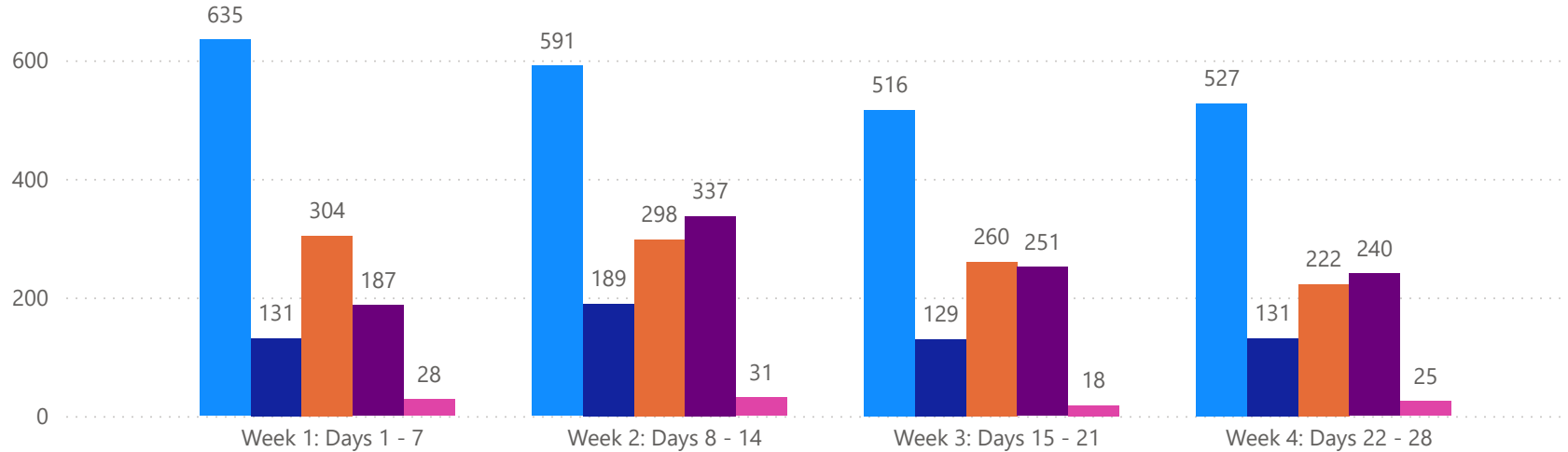


# 4 WEEK REAL ESTATE MARKET REPORT

## TAMPA BAY - CONDO

### 5/12/2026

**MLS Status** ● Active ● Canceled ● Pending ● Sold ● Temporarily Off-Market



All data is current as of today, though some MLS statuses may have changed from prior days.

### TOTALS

MLS Status	4 Week Total
Active	2269
Canceled	580
Pending	1084
Sold	1015
Temporarily Off-Market	102

### DAILY MARKET CHANGE

Category	Sum of Total	
Back on the Market	3	*Back on Market can be from these sources - Pending, Temp Off Market, Cancelled and Expired Listing)
New Listings	28	
Price Decrease	40	
Price Increase	1	

### 7 DAY SOLD COMPARISON

Closed Prior Year	Volume	Count	Closed Prior Year	Volume	Count
Tuesday, May 12, 2026	\$6,514,500	18	Friday, May 09, 2025	\$15,904,740	48
Monday, May 11, 2026	\$11,187,300	29	Thursday, May 08, 2025	\$11,075,400	24
Saturday, May 09, 2026	\$127,000	1	Wednesday, May 07, 2025	\$7,465,800	30
Friday, May 08, 2026	\$29,459,450	67	Tuesday, May 06, 2025	\$9,806,500	25
Thursday, May 07, 2026	\$22,090,604	41	Monday, May 05, 2025	\$11,476,400	30
Wednesday, May 06, 2026	\$20,088,300	31	<b>Total</b>	<b>\$55,728,840</b>	<b>157</b>
<b>Total</b>	<b>\$89,467,154</b>	<b>187</b>			

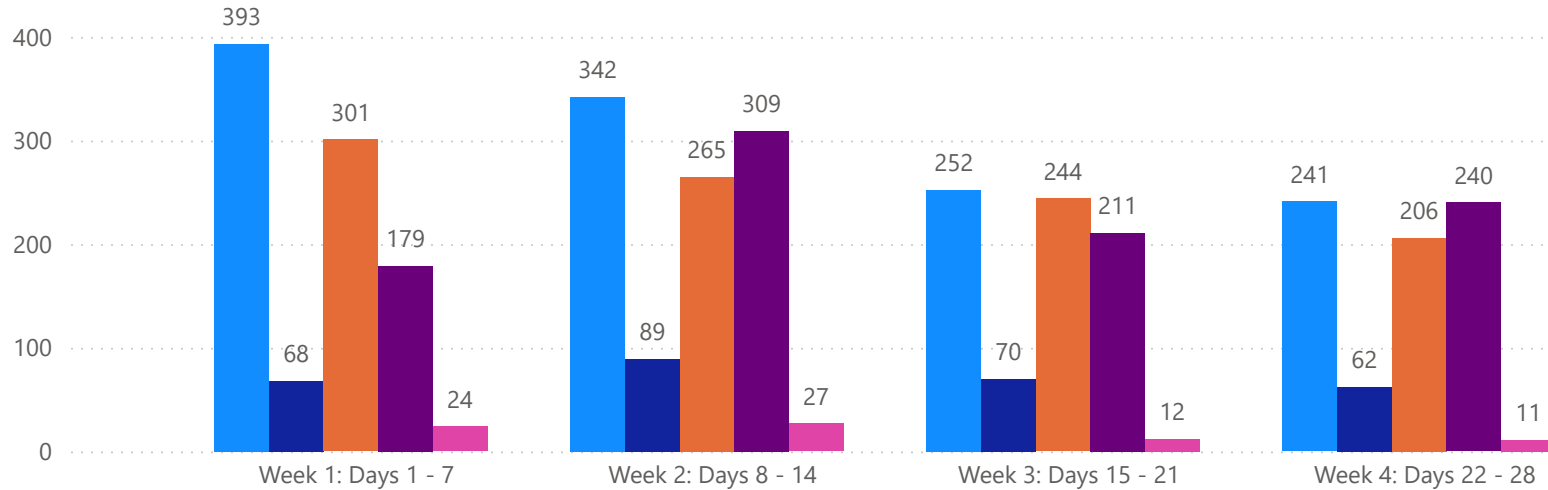


# 4 WEEK REAL ESTATE MARKET REPORT

## PINELLAS COUNTY - SINGLE FAMILY HOME

### 5/12/2026

MLS Status ● Active ● Canceled ● Pending ● Sold ● Temporarily Off-Market



All data is current as of today, though some MLS statuses may have changed from prior days.

### TOTALS

MLS Status	4 Week Total
Active	1228
Canceled	289
Pending	1016
Sold	939
Temporarily Off-Market	74

### DAILY MARKET CHANGE

Category	Sum of Pinellas
Back on the Market	12
New Listings	46
Price Decrease	80
Price Increase	5

\*Back on Market can be from these sources - Pending, Temp Off Market, Cancelled and Expired Listing)

### 7 DAY SOLD COMPARISON

Closed Prior Year	Volume	Count
Tuesday, May 12, 2026	\$9,797,000	19
Monday, May 11, 2026	\$16,667,875	28
Friday, May 08, 2026	\$41,684,700	78
Thursday, May 07, 2026	\$23,334,425	22
Wednesday, May 06, 2026	\$22,549,300	32
<b>Total</b>	<b>\$114,033,300</b>	<b>179</b>

Closed Prior Year	Volume	Count
Saturday, May 10, 2025	\$500,000	1
Friday, May 09, 2025	\$32,269,850	63
Thursday, May 08, 2025	\$19,082,689	35
Wednesday, May 07, 2025	\$21,628,100	38
Tuesday, May 06, 2025	\$24,033,750	37
Monday, May 05, 2025	\$23,041,500	37
<b>Total</b>	<b>\$120,555,889</b>	<b>211</b>

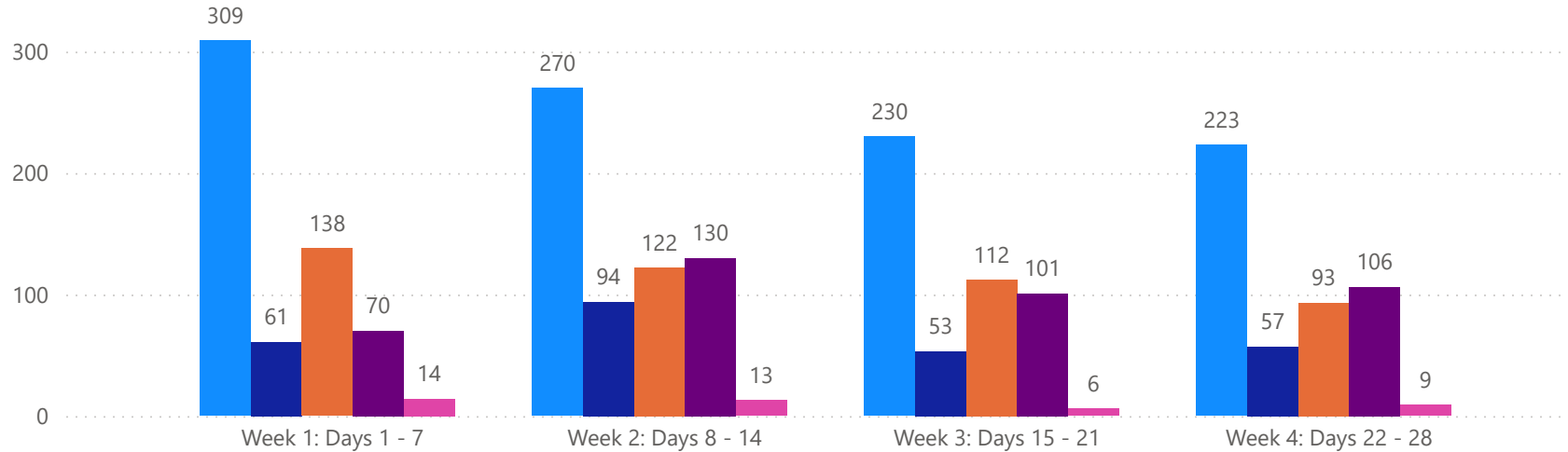


# 4 WEEK REAL ESTATE MARKET REPORT

## PINELLAS COUNTY - CONDO

5/12/2026

MlsStatus ● Active ● Canceled ● Pending ● Sold ● Temporarily Off-Market



All data is current as of today, though some MLS statuses may have changed from prior days.

### TOTALS

MLS Status	4 Week Total
Active	1032
Canceled	265
Pending	465
Sold	407
Temporarily Off-Market	42

### DAILY MARKET CHANGE

Category	Sum of Pinellas
Back on the Market	10
New Listings	23
Price Decrease	50
Price Increase	1

\*Back on Market can be from these sources - Pending, Temp Off Market, Cancelled and Expired Listing)

### 7 DAY SOLD COMPARISON

Closed Prior Year	Volume	Count
Tuesday, May 12, 2026	\$1,222,500	5
Monday, May 11, 2026	\$2,434,800	9
Friday, May 08, 2026	\$14,580,550	25
Thursday, May 07, 2026	\$10,127,800	19
Wednesday, May 06, 2026	\$9,657,000	12
<b>Total</b>	<b>\$38,022,650</b>	<b>70</b>

Closed Prior Year	Volume	Count
Friday, May 09, 2025	\$6,264,500	23
Thursday, May 08, 2025	\$4,672,400	10
Wednesday, May 07, 2025	\$3,013,300	15
Tuesday, May 06, 2025	\$3,289,500	7
Monday, May 05, 2025	\$5,820,000	14
<b>Total</b>	<b>\$23,059,700</b>	<b>69</b>

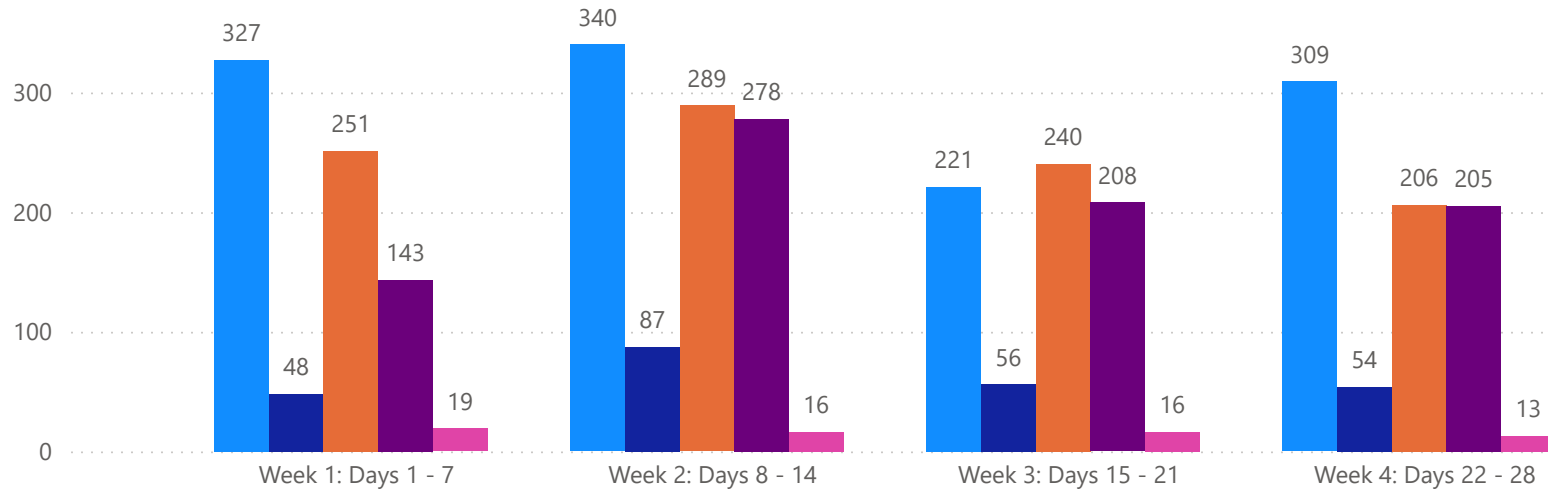


# 4 WEEK REAL ESTATE MARKET REPORT

## PASCO COUNTY - SINGLE FAMILY HOME

### 5/12/2026

**MLS Status** ● Active ● Canceled ● Pending ● Sold ● Temporarily Off-Market



All data is current as of today, though some MLS statuses may have changed from prior days.

### TOTALS

MLS Status	4 Week Total
Active	1197
Canceled	245
Pending	986
Sold	834
Temporarily Off-Market	64

### DAILY MARKET CHANGE

Category	Sum of Pasco
Back on the Market	10
New Listings	39
Price Decrease	91
Price Increase	23

\*Back on Market can be from these sources - Pending, Temp Off Market, Cancelled and Expired Listing)

### 7 DAY SOLD COMPARISON

Closed Prior Year	Volume	Count
Tuesday, May 12, 2026	\$8,009,223	15
Monday, May 11, 2026	\$9,038,179	23
Friday, May 08, 2026	\$20,792,740	54
Thursday, May 07, 2026	\$9,557,236	23
Wednesday, May 06, 2026	\$10,752,890	28
<b>Total</b>	<b>\$58,150,268</b>	<b>143</b>

Closed Prior Year	Volume	Count
Saturday, May 10, 2025	\$235,000	1
Friday, May 09, 2025	\$24,025,943	60
Thursday, May 08, 2025	\$10,413,498	27
Wednesday, May 07, 2025	\$9,342,220	26
Tuesday, May 06, 2025	\$11,380,470	28
Monday, May 05, 2025	\$14,201,326	37
<b>Total</b>	<b>\$69,598,457</b>	<b>179</b>

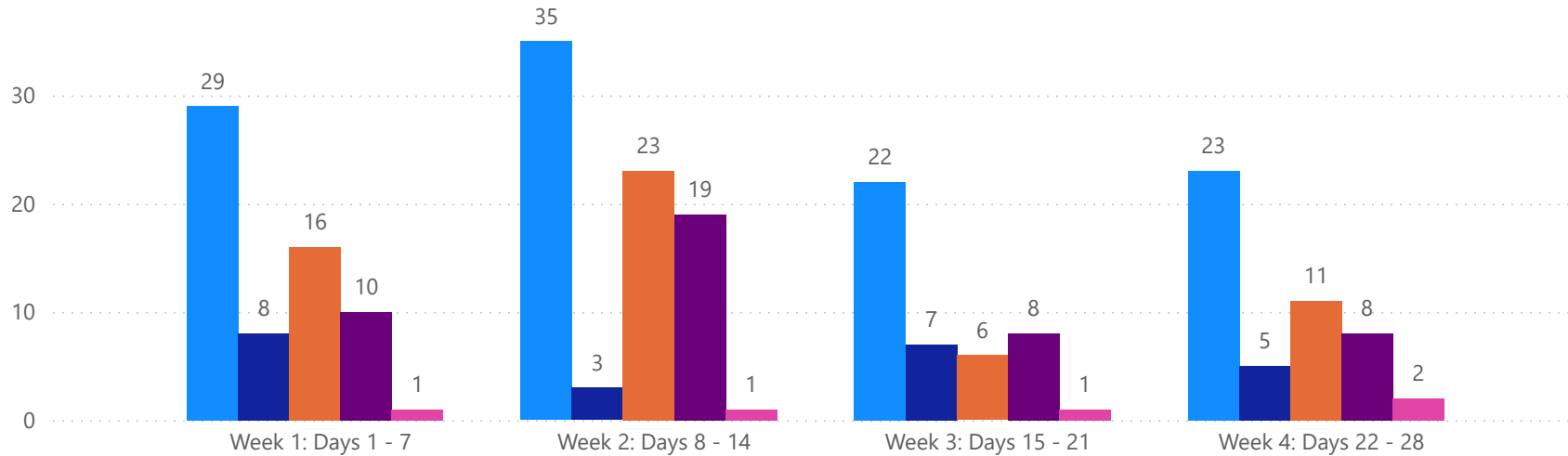


# 4 WEEK REAL ESTATE MARKET REPORT

## PASCO COUNTY - CONDO

### 5/12/2026

MLS Status ● Active ● Canceled ● Pending ● Sold ● Temporarily Off-Market



All data is current as of today, though some MLS statuses may have changed from prior days.

### TOTALS

MLS Status	4 Week Total
Active	109
Canceled	23
Pending	56
Sold	45
Temporarily Off-Market	5

### DAILY MARKET CHANGE

Category	Sum of Pasco
Back on the Market	0
New Listings	3
Price Decrease	3
Price Increase	0

\*Back on Market can be from these sources - Pending, Temp Off Market, Cancelled and Expired Listing)

### 7 DAY SOLD COMPARISON

Closed Prior Year	Volume	Count
Tuesday, May 12, 2026	\$353,000	2
Monday, May 11, 2026	\$152,000	2
Saturday, May 09, 2026	\$127,000	1
Friday, May 08, 2026	\$138,000	1
Thursday, May 07, 2026	\$509,000	4
<b>Total</b>	<b>\$1,279,000</b>	<b>10</b>

Closed Prior Year	Volume	Count
Friday, May 09, 2025	\$170,900	1
Thursday, May 08, 2025	\$282,000	2
Wednesday, May 07, 2025	\$125,000	1
Tuesday, May 06, 2025	\$426,000	2
Monday, May 05, 2025	\$705,000	3
<b>Total</b>	<b>\$1,708,900</b>	<b>9</b>

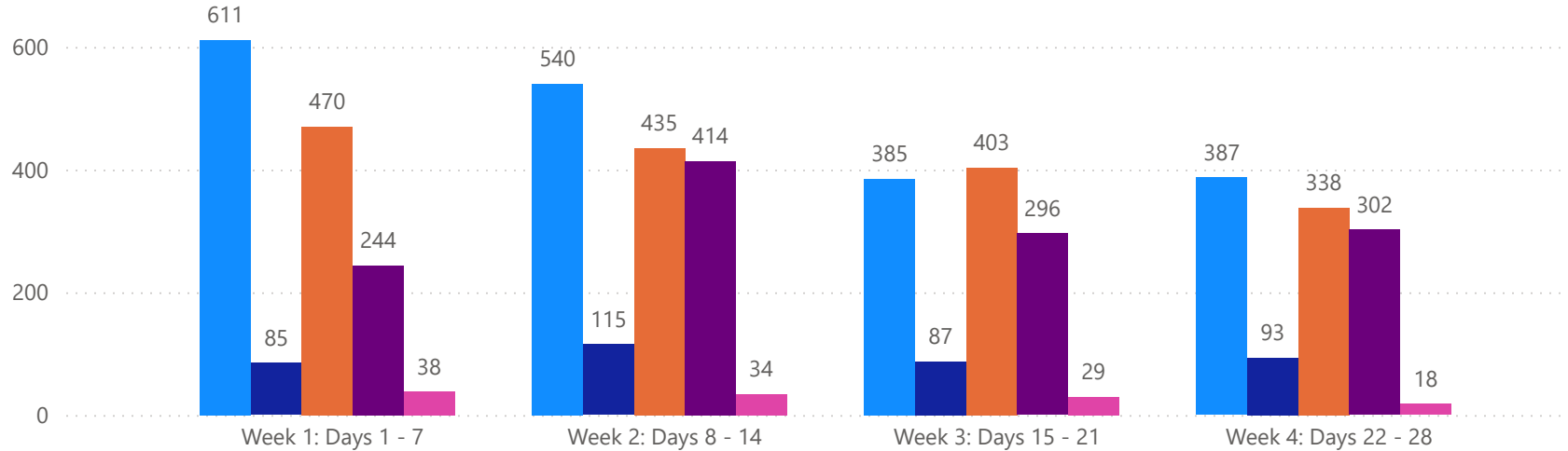


# 4 WEEK REAL ESTATE MARKET REPORT

## HILLSBOROUGH COUNTY - SINGLE FAMILY HOME

### 5/12/2026

MlsStatus ● Active ● Canceled ● Pending ● Sold ● Temporarily Off-Market



All data is current as of today, though some MLS statuses may have changed from prior days.

### TOTALS

MLS Status	4 Week Total
Active	1923
Canceled	380
Pending	1646
Sold	1256
Temporarily Off-Market	119

### DAILY MARKET CHANGE

Category	Sum of Hillsborough	*Back on Market can be from these sources - Pending, Temp Off Market, Cancelled and Expired Listing)
Back on the Market	23	
New Listings	59	
Price Decrease	88	
Price Increase	12	

### 7 DAY SOLD COMPARISON

Closed Prior Year	Volume	Count	Closed Prior Year	Volume	Count
Tuesday, May 12, 2026	\$9,805,388	17	Saturday, May 10, 2025	\$3,097,000	5
Monday, May 11, 2026	\$26,431,680	41	Friday, May 09, 2025	\$54,823,862	91
Saturday, May 09, 2026	\$415,000	1	Thursday, May 08, 2025	\$22,786,680	42
Friday, May 08, 2026	\$58,511,811	97	Wednesday, May 07, 2025	\$22,609,005	42
Thursday, May 07, 2026	\$33,556,820	52	Tuesday, May 06, 2025	\$26,610,465	45
Wednesday, May 06, 2026	\$20,003,550	36	Monday, May 05, 2025	\$34,872,907	72
<b>Total</b>	<b>\$148,724,249</b>	<b>244</b>	<b>Total</b>	<b>\$164,799,919</b>	<b>297</b>

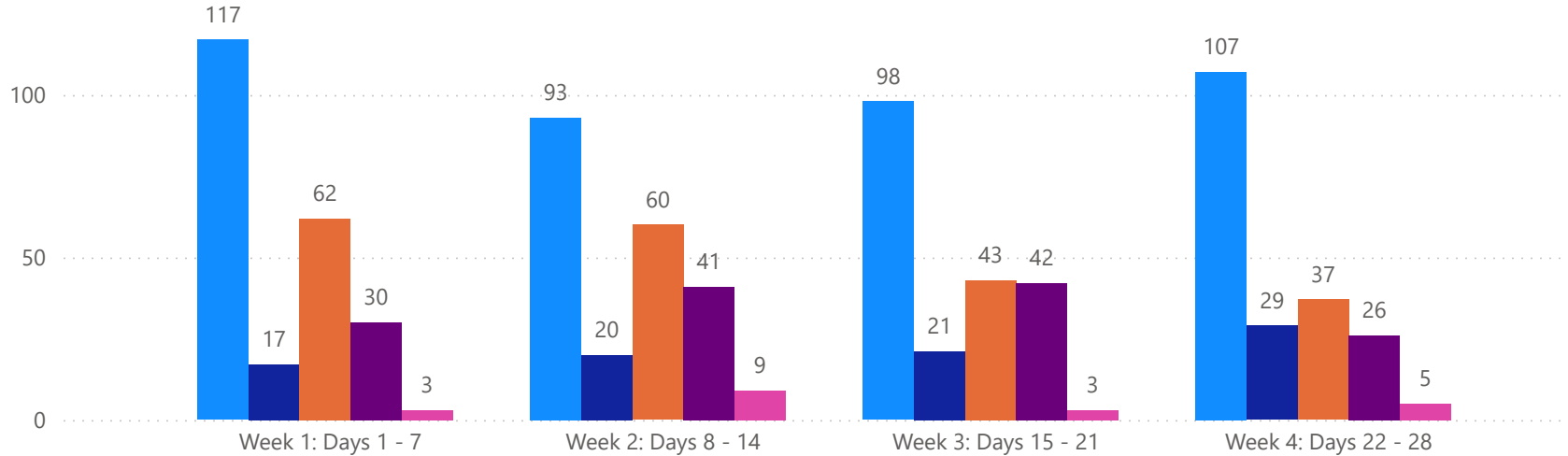


# 4 WEEK REAL ESTATE MARKET REPORT

## HILLSBOROUGH COUNTY - CONDO

5/12/2026

MLS Status ● Active ● Canceled ● Pending ● Sold ● Temporarily Off-Market



All data is current as of today, though some MLS statuses may have changed from prior days.

### TOTALS

MLS Status	4 Week Total
Active	415
Canceled	87
Pending	202
Sold	139
Temporarily Off-Market	20

### DAILY MARKET CHANGE

Category	Sum of Hillsborough	*Back on Market can be from these sources - Pending, Temp Off Market, Cancelled and Expired Listing)
Back on the Market	3	
New Listings	8	
Price Decrease	19	
Price Increase	0	

### 7 DAY SOLD COMPARISON

Closed Prior Year	Volume	Count	Closed Prior Year	Volume	Count
Tuesday, May 12, 2026	\$703,000	4	Friday, May 09, 2025	\$2,781,500	11
Monday, May 11, 2026	\$476,000	3	Thursday, May 08, 2025	\$601,000	3
Friday, May 08, 2026	\$2,811,900	9	Wednesday, May 07, 2025	\$2,163,000	8
Thursday, May 07, 2026	\$2,852,804	7	Tuesday, May 06, 2025	\$630,000	3
Wednesday, May 06, 2026	\$1,470,800	7	Monday, May 05, 2025	\$1,867,500	4
<b>Total</b>	<b>\$8,314,504</b>	<b>30</b>	<b>Total</b>	<b>\$8,043,000</b>	<b>29</b>

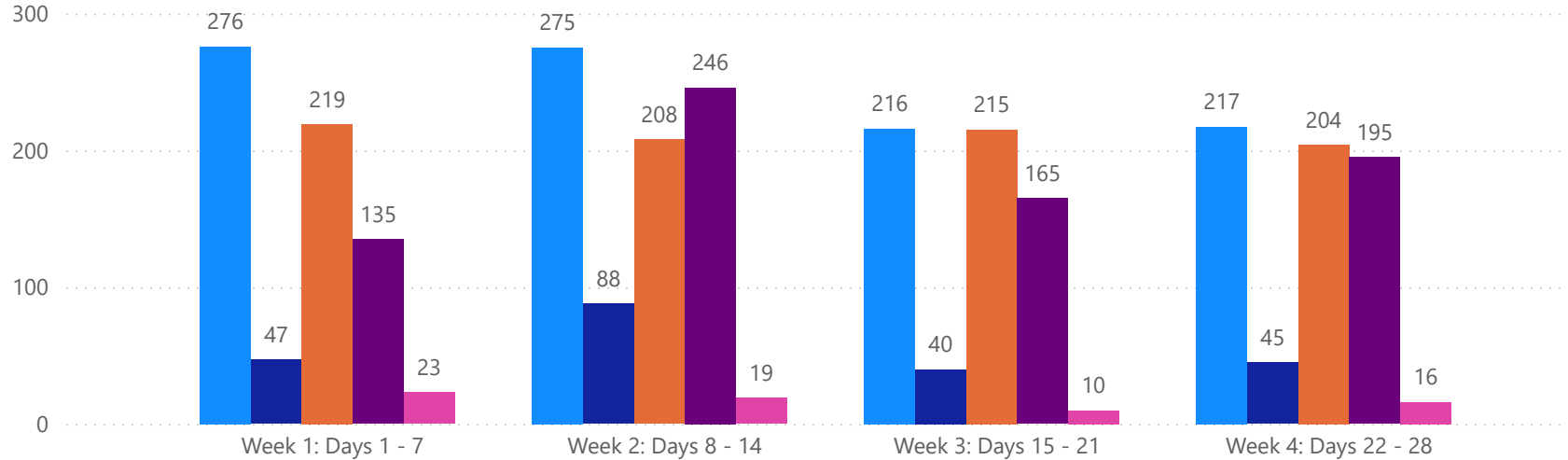


# 4 WEEK REAL ESTATE MARKET REPORT

## SARASOTA COUNTY - SINGLE FAMILY HOME

### 5/12/2026

MLS Status ● Active ● Canceled ● Pending ● Sold ● Temporarily Off-Market



All data is current as of today, though some MLS statuses may have changed from prior days.

### TOTALS

MLS Status	4 Week Total
Active	984
Canceled	220
Pending	846
Sold	741
Temporarily Off-Market	68

### DAILY MARKET CHANGE

Category	Sum of Sarasota
Back on the Market	11
New Listings	37
Price Decrease	38
Price Increase	5

\*Back on Market can be from these sources - Pending, Temp Off Market, Cancelled and Expired Listing)

### 7 DAY SOLD COMPARISON

Closed Prior Year	Volume	Count
Tuesday, May 12, 2026	\$17,437,898	19
Monday, May 11, 2026	\$7,789,663	19
Friday, May 08, 2026	\$27,205,818	40
Thursday, May 07, 2026	\$23,118,811	29
Wednesday, May 06, 2026	\$22,450,125	28
<b>Total</b>	<b>\$98,002,315</b>	<b>135</b>

Closed Prior Year	Volume	Count
Sunday, May 11, 2025	\$1,600,000	1
Saturday, May 10, 2025	\$365,000	1
Friday, May 09, 2025	\$34,405,682	45
Thursday, May 08, 2025	\$18,660,710	26
Wednesday, May 07, 2025	\$14,558,490	28
Tuesday, May 06, 2025	\$12,778,072	27
Monday, May 05, 2025	\$19,083,563	27
<b>Total</b>	<b>\$101,451,517</b>	<b>155</b>

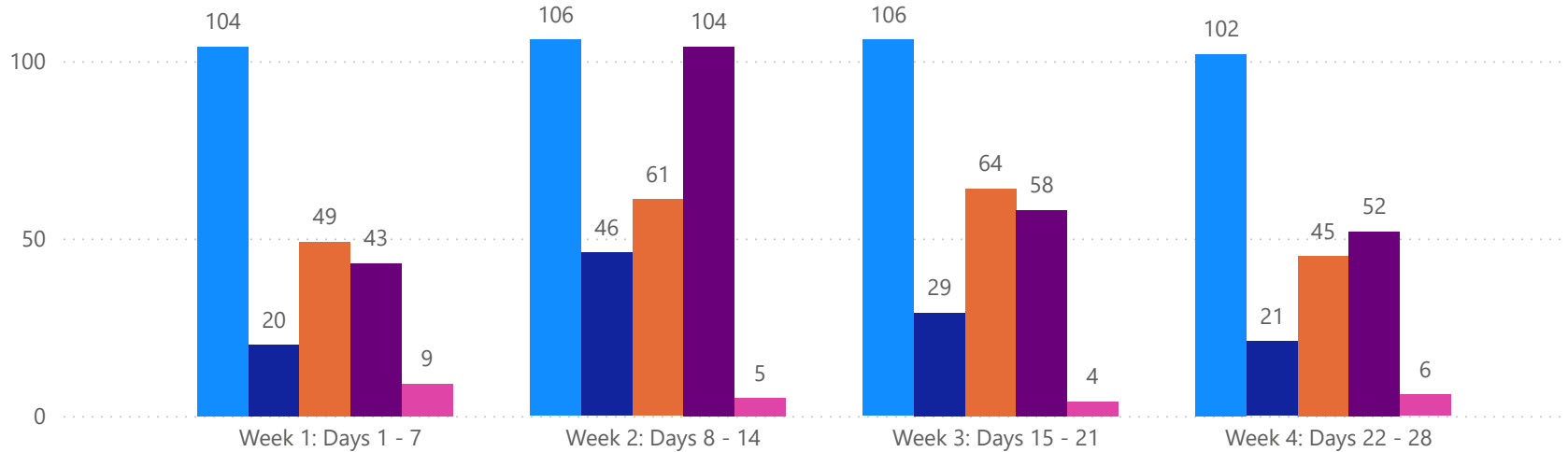


# 4 WEEK REAL ESTATE MARKET REPORT

## SARASOTA COUNTY - CONDO

5/12/2026

MLS Status ● Active ● Canceled ● Pending ● Sold ● Temporarily Off-Market



All data is current as of today, though some MLS statuses may have changed from prior days.

### TOTALS

MLS Status	4 Week Total
Active	418
Canceled	116
Pending	219
Sold	257
Temporarily Off-Market	24

### DAILY MARKET CHANGE

Category	Sum of Sarasota
Back on the Market	0
New Listings	13
Price Decrease	22
Price Increase	5

\*Back on Market can be from these sources - Pending, Temp Off Market, Cancelled and Expired Listing)

### 7 DAY SOLD COMPARISON

Closed Prior Year	Volume	Count
Tuesday, May 12, 2026	\$3,368,500	5
Monday, May 11, 2026	\$7,182,500	12
Friday, May 08, 2026	\$6,042,000	15
Thursday, May 07, 2026	\$1,468,000	5
Wednesday, May 06, 2026	\$7,601,000	6
<b>Total</b>	<b>\$25,662,000</b>	<b>43</b>

Closed Prior Year	Volume	Count
Friday, May 09, 2025	\$5,329,840	9
Thursday, May 08, 2025	\$4,805,000	7
Wednesday, May 07, 2025	\$2,017,500	5
Tuesday, May 06, 2025	\$3,275,000	6
Monday, May 05, 2025	\$2,089,000	5
<b>Total</b>	<b>\$17,516,340</b>	<b>32</b>

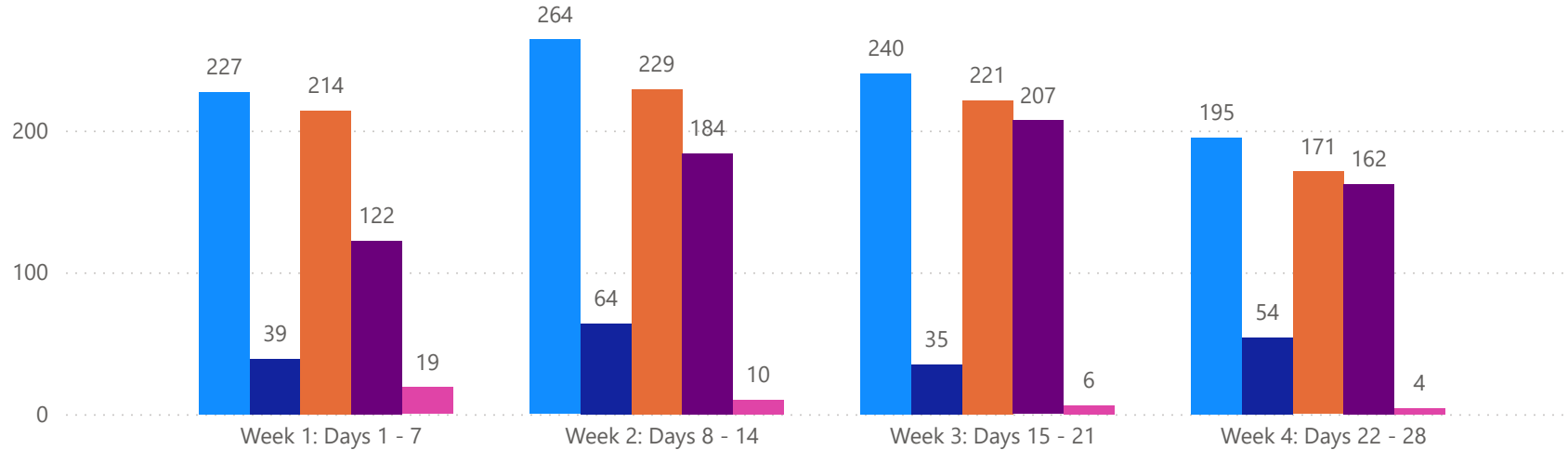


# 4 WEEK REAL ESTATE MARKET REPORT

## MANATEE COUNTY - SINGLE FAMILY HOME

### 5/12/2026

MlsStatus ● Active ● Canceled ● Pending ● Sold ● Temporarily Off-Market



All data is current as of today, though some MLS statuses may have changed from prior days.

### TOTALS

MLS Status	4 Week Total
Active	926
Canceled	192
Pending	835
Sold	675
Temporarily Off-Market	39

### DAILY MARKET CHANGE

Category	Sum of Manatee
Back on the Market	5
New Listings	35
Price Decrease	57
Price Increase	9

\*Back on Market can be from these sources - Pending, Temp Off Market, Cancelled and Expired Listing)

### 7 DAY SOLD COMPARISON

Closed Prior Year	Volume	Count
Tuesday, May 12, 2026	\$8,053,201	15
Monday, May 11, 2026	\$21,954,480	20
Friday, May 08, 2026	\$28,937,374	45
Thursday, May 07, 2026	\$11,692,831	21
Wednesday, May 06, 2026	\$16,522,800	21
<b>Total</b>	<b>\$87,160,686</b>	<b>122</b>

Closed Prior Year	Volume	Count
Friday, May 09, 2025	\$28,918,742	41
Thursday, May 08, 2025	\$17,147,539	20
Wednesday, May 07, 2025	\$14,335,209	25
Tuesday, May 06, 2025	\$10,098,653	18
Monday, May 05, 2025	\$19,985,891	26
<b>Total</b>	<b>\$90,486,034</b>	<b>130</b>

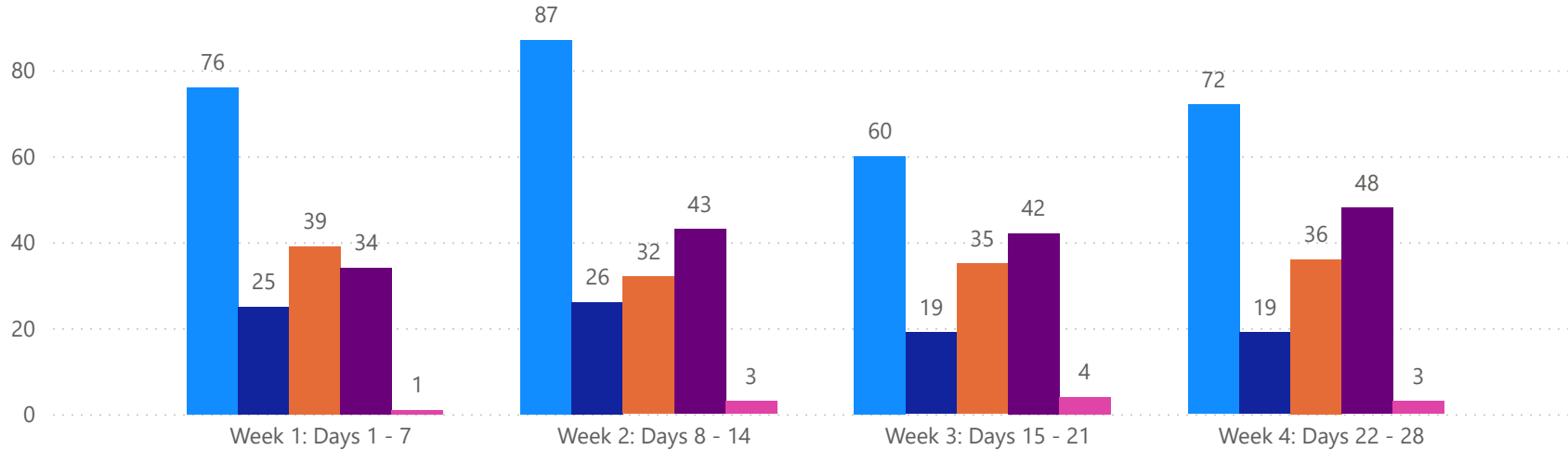


# 4 WEEK REAL ESTATE MARKET REPORT

## MANATEE COUNTY - CONDO

5/12/2026

MLS Status ● Active ● Canceled ● Pending ● Sold ● Temporarily Off-Market



### TOTALS

MLS Status	4 Week Total
Active	295
Canceled	89
Pending	142
Sold	167
Temporarily Off-Market	11

### DAILY MARKET CHANGE

Category	Sum of Manatee
Back on the Market	0
New Listings	5
Price Decrease	6
Price Increase	0

\*Back on Market can be from these sources - Pending, Temp Off Market, Cancelled and Expired Listing)

### 7 DAY SOLD COMPARISON

Closed Prior Year	Volume	Count
Tuesday, May 12, 2026	\$867,500	2
Monday, May 11, 2026	\$942,000	3
Friday, May 08, 2026	\$5,887,000	17
Thursday, May 07, 2026	\$7,133,000	6
Wednesday, May 06, 2026	\$1,359,500	6
<b>Total</b>	<b>\$16,189,000</b>	<b>34</b>

Closed Prior Year	Volume	Count
Friday, May 09, 2025	\$1,358,000	4
Thursday, May 08, 2025	\$715,000	2
Wednesday, May 07, 2025	\$147,000	1
Tuesday, May 06, 2025	\$2,186,000	7
Monday, May 05, 2025	\$994,900	4
<b>Total</b>	<b>\$5,400,900</b>	<b>18</b>

