

SUNCOAST TAMPA ASSOCIATION OF REALTORS®

4 WEEK REAL ESTATE MARKET REPORT

Tuesday, May 19, 2026

As of: Wednesday, May 20, 2026

- 1 Report Breakdown
- 2 Cumulative Tampa Bay Report - Single Family Home
- 3 Cumulative Tampa Bay Report - Condominium
- 4 Pinellas County - Single Family Home
- 5 Pinellas County - Condominium
- 6 Pasco County - Single Family Home
- 7 Pasco County - Condominium
- 8 Hillsborough County - Single Family Home
- 9 Hillsborough County - Condominium
- 10 Sarasota County - Single Family Home
- 11 Sarasota County - Condominium
- 12 Manatee County - Single Family Home
- 13 Manatee County - Condominium

4 WEEK REAL ESTATE MARKET REPORT

REPORT BREAKDOWN

Tuesday, May 19, 2026

as of: 5/20/2026

Day 1	Tuesday, May 19, 2026
Day 2	Monday, May 18, 2026
Day 3	Sunday, May 17, 2026
Day 4	Saturday, May 16, 2026
Day 5	Friday, May 15, 2026
Day 6	Wednesday, May 20, 2026
Day 7	Tuesday, May 19, 2026
Day 8	Monday, May 18, 2026
Day 9	Sunday, May 17, 2026
Day 10	Saturday, May 16, 2026
Day 11	Friday, May 15, 2026
Day 12	Thursday, May 14, 2026
Day 13	Wednesday, May 13, 2026
Day 14	Tuesday, May 12, 2026
Day 15	Monday, May 11, 2026
Day 16	Sunday, May 10, 2026
Day 17	Saturday, May 9, 2026
Day 18	Friday, May 8, 2026
Day 19	Thursday, May 7, 2026
Day 20	Wednesday, May 6, 2026
Day 21	Tuesday, May 5, 2026
Day 22	Monday, May 4, 2026
Day 23	Sunday, May 3, 2026
Day 24	Saturday, May 2, 2026
Day 25	Friday, May 1, 2026
Day 26	Thursday, April 30, 2026
Day 27	Wednesday, April 29, 2026
Day 28	Tuesday, April 28, 2026

REPORT BREAKDOWN

GRAPH:

Active - Newly listed during the date range

Pending - Status changed to 'pending' during the date range

Sold - Closed during the date range

Canceled - Canceled during the date range

Temp off Market - Status changed to 'temp' off market' during the date range

The date ranges are not cumulative.

Day 1: Tuesday, May 19, 2026

Day 28: Tuesday, April 28, 2026

TOTALS:

4 Weeks: The summation of each date range (Day 1 - Day 28)

Market Changes

Day 1's New Listings, Price Increase, Price Decreases and Back on Market

Manatee County - Single Family Home

7 Day Sold Comparison

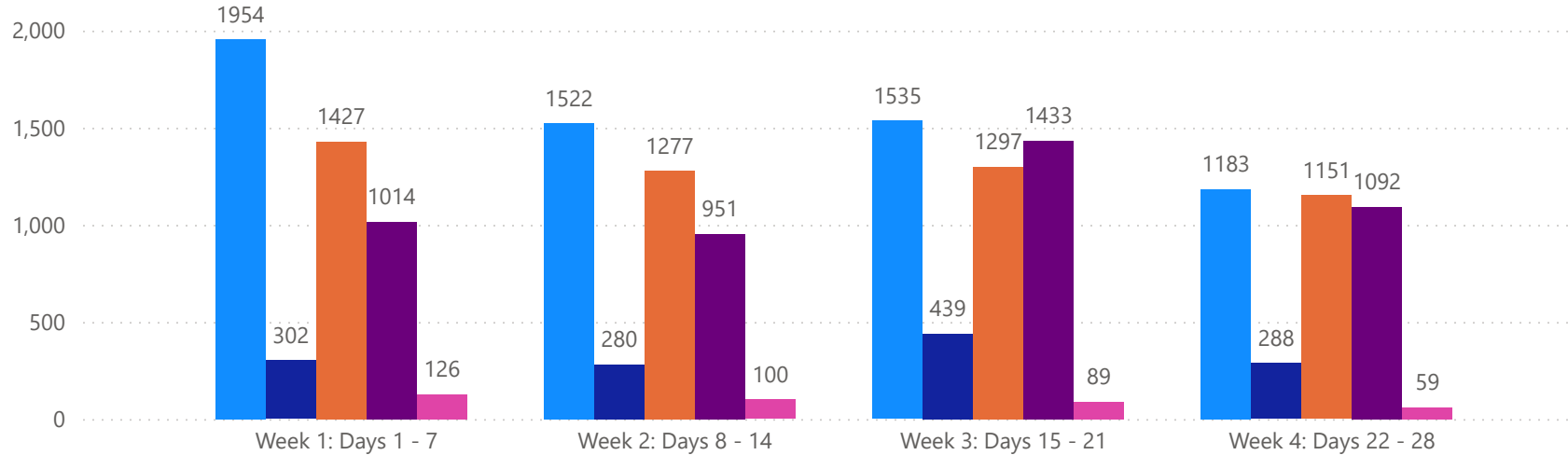
Compares the sold amount and volume in the last 7 days against the same timeframe in the prior year and days 8 - days 14.

4 WEEK REAL ESTATE MARKET REPORT

TAMPA BAY - SINGLE FAMILY HOME

5/19/2026

MLS Status ● Active ● Canceled ● Pending ● Sold ● Temporarily Off-Market



All data is current as of today, though some MLS statuses may have changed from prior days.

TOTALS

MLS Status	4 Week Total
Active	6194
Canceled	1309
Pending	5152
Sold	4490
Temporarily Off-Market	374

DAILY MARKET CHANGE

Category	Sum of Total
Back on the Market	22
New Listings	57
Price Decrease	108
Price Increase	8

*Back on Market can be from these sources - Pending, Temp Off Market, Cancelled and Expired Listing)

7 DAY SOLD COMPARISON

Closed Prior Year	Volume	Count
Tuesday, May 19, 2026	\$64,872,993	97
Monday, May 18, 2026	\$101,741,216	151
Sunday, May 17, 2026	\$630,000	2
Saturday, May 16, 2026	\$6,672,351	4
Friday, May 15, 2026	\$249,071,100	411
Thursday, May 14, 2026	\$110,537,937	193
Wednesday, May 13, 2026	\$109,759,282	156
Total	\$643,284,879	1014

Closed Prior Year	Volume	Count
Sunday, May 18, 2025	\$4,442,000	7
Saturday, May 17, 2025	\$1,200,000	3
Friday, May 16, 2025	\$204,736,449	341
Thursday, May 15, 2025	\$160,733,213	276
Wednesday, May 14, 2025	\$89,502,537	163
Tuesday, May 13, 2025	\$65,991,746	134
Monday, May 12, 2025	\$115,475,179	186
Total	\$642,081,124	1110

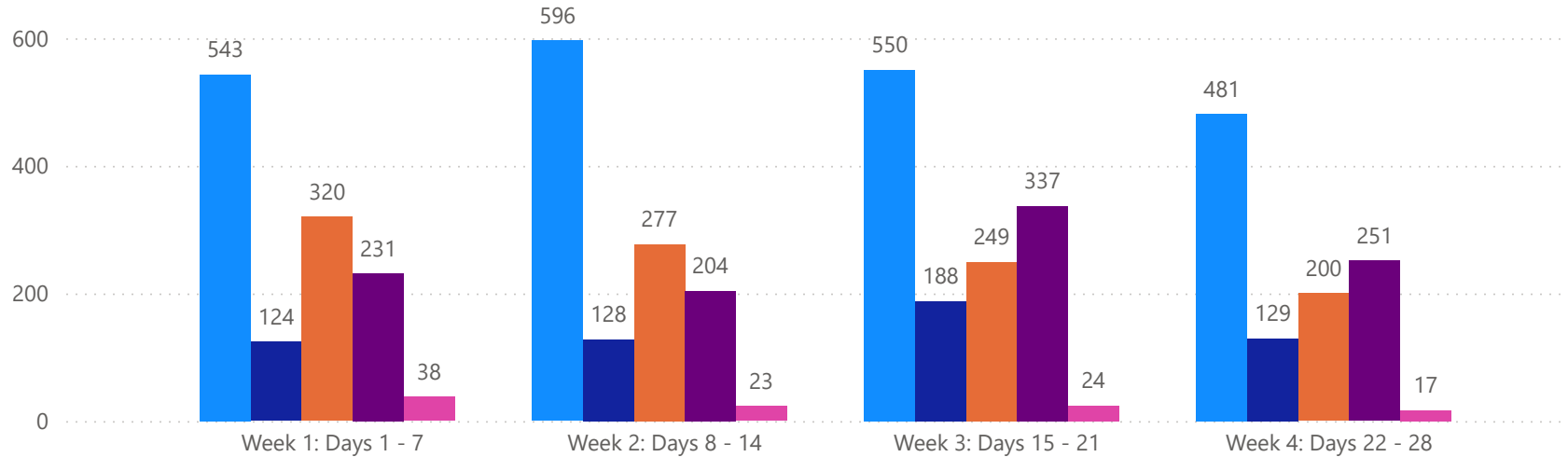


4 WEEK REAL ESTATE MARKET REPORT

TAMPA BAY - CONDO

5/19/2026

MLS Status ● Active ● Canceled ● Pending ● Sold ● Temporarily Off-Market



All data is current as of today, though some MLS statuses may have changed from prior days.

TOTALS

MLS Status	4 Week Total
Active	2170
Canceled	569
Pending	1046
Sold	1023
Temporarily Off-Market	102

DAILY MARKET CHANGE

Category	Sum of Total
Back on the Market	3
New Listings	28
Price Decrease	40
Price Increase	1

*Back on Market can be from these sources - Pending, Temp Off Market, Cancelled and Expired Listing)

7 DAY SOLD COMPARISON

Closed Prior Year	Volume	Count	Closed Prior Year	Volume	Count
Tuesday, May 19, 2026	\$15,368,900	20	Saturday, May 17, 2025	\$529,000	1
Monday, May 18, 2026	\$14,614,900	31	Friday, May 16, 2025	\$19,422,998	51
Saturday, May 16, 2026	\$219,900	1	Thursday, May 15, 2025	\$25,596,251	59
Friday, May 15, 2026	\$48,595,264	111	Wednesday, May 14, 2025	\$17,439,857	32
Thursday, May 14, 2026	\$16,262,565	39	Tuesday, May 13, 2025	\$8,822,400	28
Wednesday, May 13, 2026	\$10,044,900	29	Monday, May 12, 2025	\$18,548,997	37
Total	\$105,106,429	231	Total	\$90,359,503	208

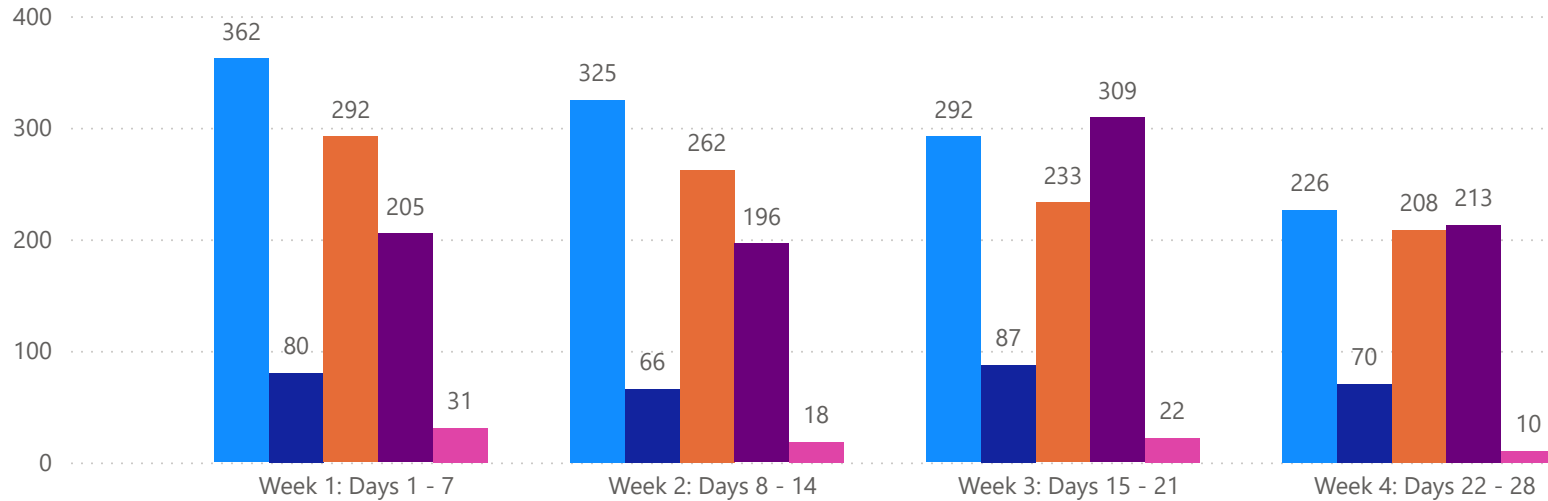


4 WEEK REAL ESTATE MARKET REPORT

PINELLAS COUNTY - SINGLE FAMILY HOME

5/19/2026

MLS Status ● Active ● Canceled ● Pending ● Sold ● Temporarily Off-Market



All data is current as of today, though some MLS statuses may have changed from prior days.

TOTALS

MLS Status	4 Week Total
Active	1205
Canceled	303
Pending	995
Sold	923
Temporarily Off-Market	81

DAILY MARKET CHANGE

Category	Sum of Pinellas
Back on the Market	13
New Listings	45
Price Decrease	48
Price Increase	3

*Back on Market can be from these sources - Pending, Temp Off Market, Cancelled and Expired Listing)

7 DAY SOLD COMPARISON

Closed Prior Year	Volume	Count	Closed Prior Year	Volume	Count
Tuesday, May 19, 2026	\$13,738,629	19	Saturday, May 17, 2025	\$765,000	2
Monday, May 18, 2026	\$23,021,500	32	Friday, May 16, 2025	\$40,303,602	71
Friday, May 15, 2026	\$62,273,700	90	Thursday, May 15, 2025	\$30,717,985	53
Thursday, May 14, 2026	\$25,331,000	40	Wednesday, May 14, 2025	\$24,415,411	35
Wednesday, May 13, 2026	\$25,252,399	24	Tuesday, May 13, 2025	\$11,241,990	24
Total	\$149,617,228	205	Monday, May 12, 2025	\$27,447,508	36
			Total	\$134,891,496	221

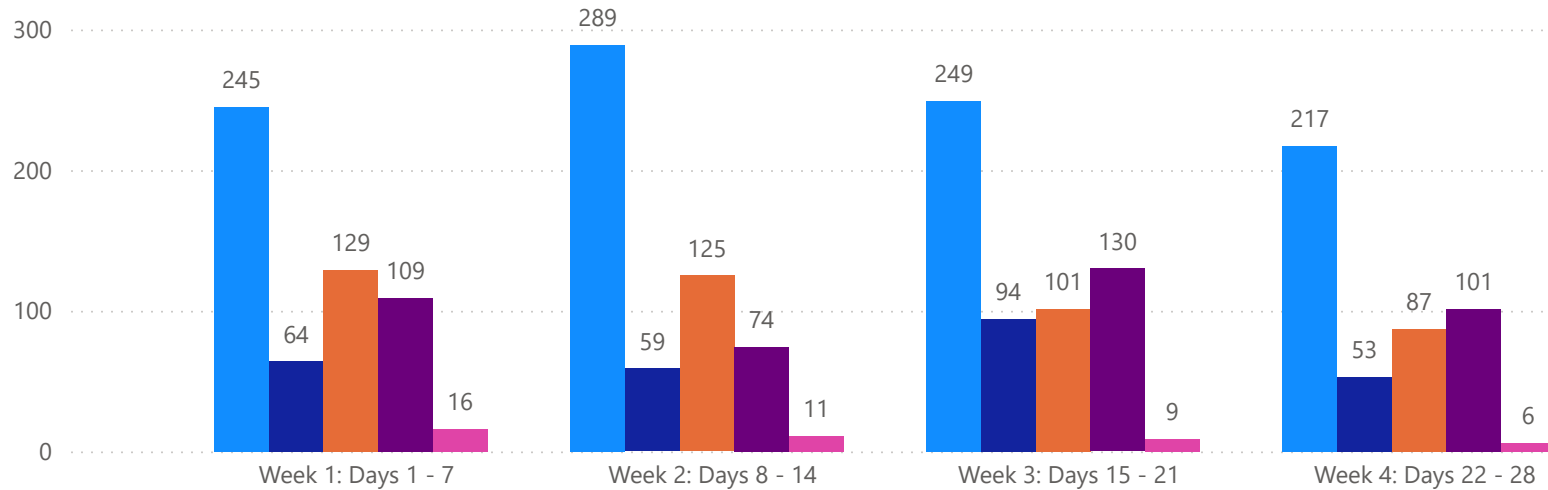


4 WEEK REAL ESTATE MARKET REPORT

PINELLAS COUNTY - CONDO

5/19/2026

MlsStatus ● Active ● Canceled ● Pending ● Sold ● Temporarily Off-Market



All data is current as of today, though some MLS statuses may have changed from prior days.

TOTALS

MLS Status	4 Week Total
Active	1000
Canceled	270
Pending	442
Sold	414
Temporarily Off-Market	42

DAILY MARKET CHANGE

Category	Sum of Pinellas
Back on the Market	4
New Listings	16
Price Decrease	32
Price Increase	3

*Back on Market can be from these sources - Pending, Temp Off Market, Cancelled and Expired Listing)

7 DAY SOLD COMPARISON

Closed Prior Year	Volume	Count
Tuesday, May 19, 2026	\$12,399,900	12
Monday, May 18, 2026	\$9,094,400	16
Saturday, May 16, 2026	\$219,900	1
Friday, May 15, 2026	\$27,197,320	50
Thursday, May 14, 2026	\$6,591,565	16
Wednesday, May 13, 2026	\$4,877,400	14
Total	\$60,380,485	109

Closed Prior Year	Volume	Count
Saturday, May 17, 2025	\$529,000	1
Friday, May 16, 2025	\$9,726,300	26
Thursday, May 15, 2025	\$6,896,700	21
Wednesday, May 14, 2025	\$3,210,510	8
Tuesday, May 13, 2025	\$3,649,500	10
Monday, May 12, 2025	\$3,851,497	15
Total	\$27,863,507	81

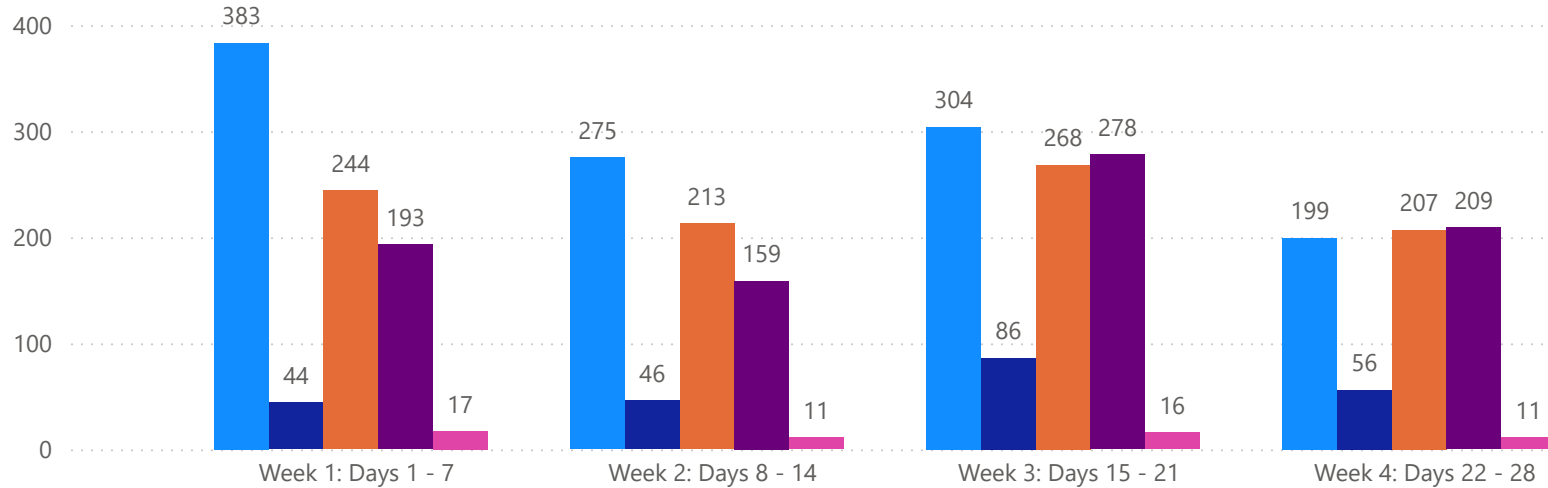


4 WEEK REAL ESTATE MARKET REPORT

PASCO COUNTY - SINGLE FAMILY HOME

5/19/2026

MLS Status ● Active ● Canceled ● Pending ● Sold ● Temporarily Off-Market



All data is current as of today, though some MLS statuses may have changed from prior days.

TOTALS

MLS Status	4 Week Total
Active	1161
Canceled	232
Pending	932
Sold	839
Temporarily Off-Market	55

DAILY MARKET CHANGE

Category	Sum of Pasco
Back on the Market	5
New Listings	41
Price Decrease	50
Price Increase	31

*Back on Market can be from these sources - Pending, Temp Off Market, Cancelled and Expired Listing)

7 DAY SOLD COMPARISON

Closed Prior Year	Volume	Count
Tuesday, May 19, 2026	\$7,260,590	16
Monday, May 18, 2026	\$14,619,642	33
Saturday, May 16, 2026	\$1,399,929	1
Friday, May 15, 2026	\$30,481,349	74
Thursday, May 14, 2026	\$14,721,734	31
Wednesday, May 13, 2026	\$15,818,415	38
Total	\$84,301,659	193

Closed Prior Year	Volume	Count
Friday, May 16, 2025	\$27,130,075	68
Thursday, May 15, 2025	\$18,994,324	47
Wednesday, May 14, 2025	\$20,479,721	50
Tuesday, May 13, 2025	\$9,366,348	24
Monday, May 12, 2025	\$15,277,339	39
Total	\$91,247,807	228

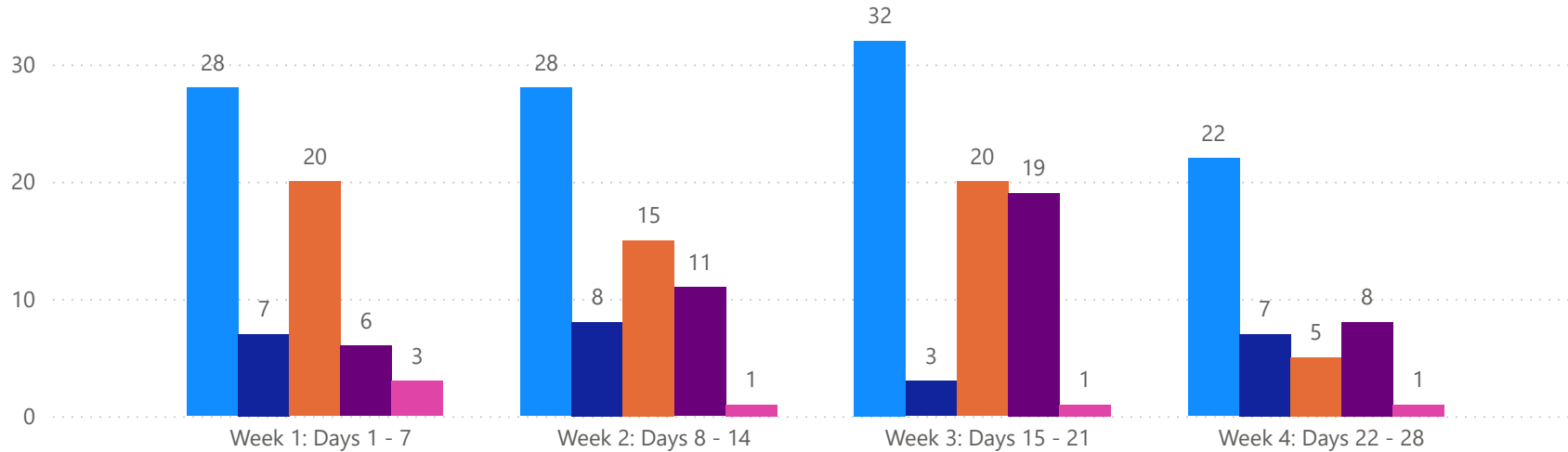


4 WEEK REAL ESTATE MARKET REPORT

PASCO COUNTY - CONDO

5/19/2026

MLSStatus ● Active ● Canceled ● Pending ● Sold ● Temporarily Off-Market



All data is current as of today, though some MLS statuses may have changed from prior days.

TOTALS

MLS Status	4 Week Total
Active	110
Canceled	25
Pending	60
Sold	44
Temporarily Off-Market	6

DAILY MARKET CHANGE

Category	Sum of Pasco
Back on the Market	2
New Listings	2
Price Decrease	5
Price Increase	0

*Back on Market can be from these sources - Pending, Temp Off Market, Cancelled and Expired Listing)

7 DAY SOLD COMPARISON

Closed Prior Year	Volume	Count
Tuesday, May 19, 2026	\$160,000	1
Friday, May 15, 2026	\$171,500	2
Thursday, May 14, 2026	\$345,000	2
Wednesday, May 13, 2026	\$56,000	1
Total	\$732,500	6

Closed Prior Year	Volume	Count
Friday, May 16, 2025	\$1,003,500	4
Thursday, May 15, 2025	\$34,000	1
Wednesday, May 14, 2025	\$570,000	4
Tuesday, May 13, 2025	\$125,000	1
Monday, May 12, 2025	\$507,000	3
Total	\$2,239,500	13

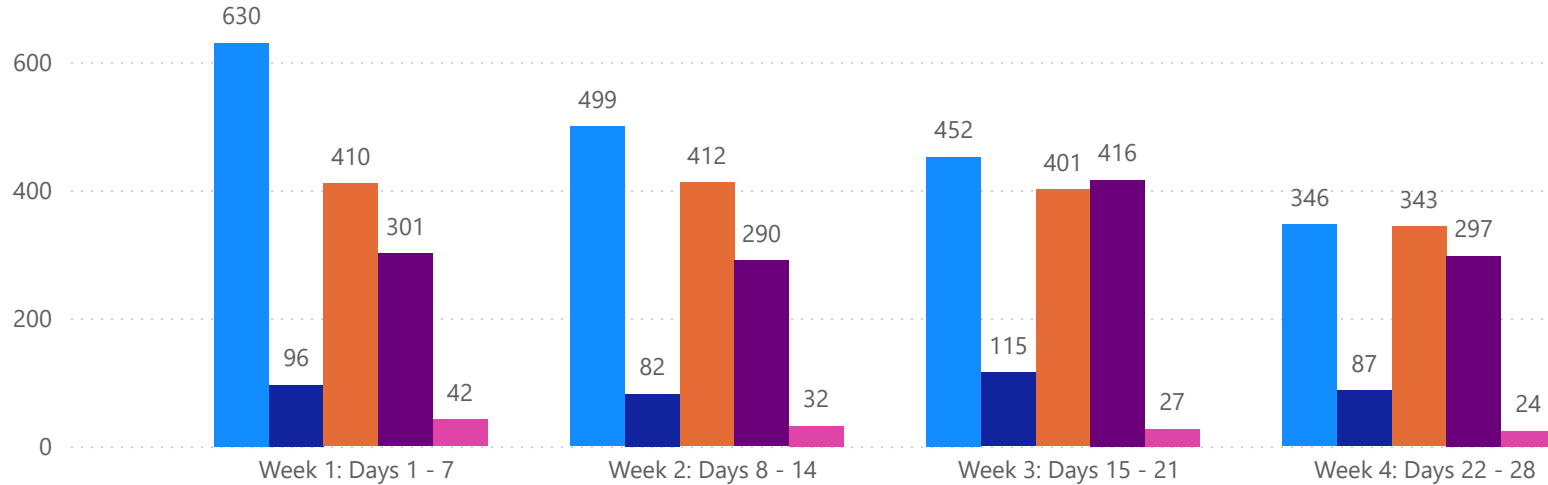


4 WEEK REAL ESTATE MARKET REPORT

HILLSBOROUGH COUNTY - SINGLE FAMILY HOME

5/19/2026

MlsStatus ● Active ● Canceled ● Pending ● Sold ● Temporarily Off-Market



All data is current as of today, though some MLS statuses may have changed from prior days.

TOTALS

MLS Status	4 Week Total
Active	1927
Canceled	380
Pending	1566
Sold	1304
Temporarily Off-Market	125

DAILY MARKET CHANGE

Category	Sum of Hillsborough	*Back on Market can be from these sources - Pending, Temp Off Market, Cancelled and Expired Listing)
Back on the Market	11	
New Listings	62	
Price Decrease	89	
Price Increase	3	

7 DAY SOLD COMPARISON

Closed Prior Year	Volume	Count	Closed Prior Year	Volume	Count
Tuesday, May 19, 2026	\$17,400,210	27	Sunday, May 18, 2025	\$4,442,000	7
Monday, May 18, 2026	\$21,762,480	38	Friday, May 16, 2025	\$55,569,095	95
Sunday, May 17, 2026	\$170,000	1	Thursday, May 15, 2025	\$47,721,837	78
Saturday, May 16, 2026	\$2,300,000	1	Wednesday, May 14, 2025	\$28,099,752	50
Friday, May 15, 2026	\$63,909,204	122	Tuesday, May 13, 2025	\$17,364,219	41
Thursday, May 14, 2026	\$34,884,065	68	Monday, May 12, 2025	\$31,003,708	43
Wednesday, May 13, 2026	\$37,223,354	44	Total	\$184,200,611	314
Total	\$177,649,313	301			

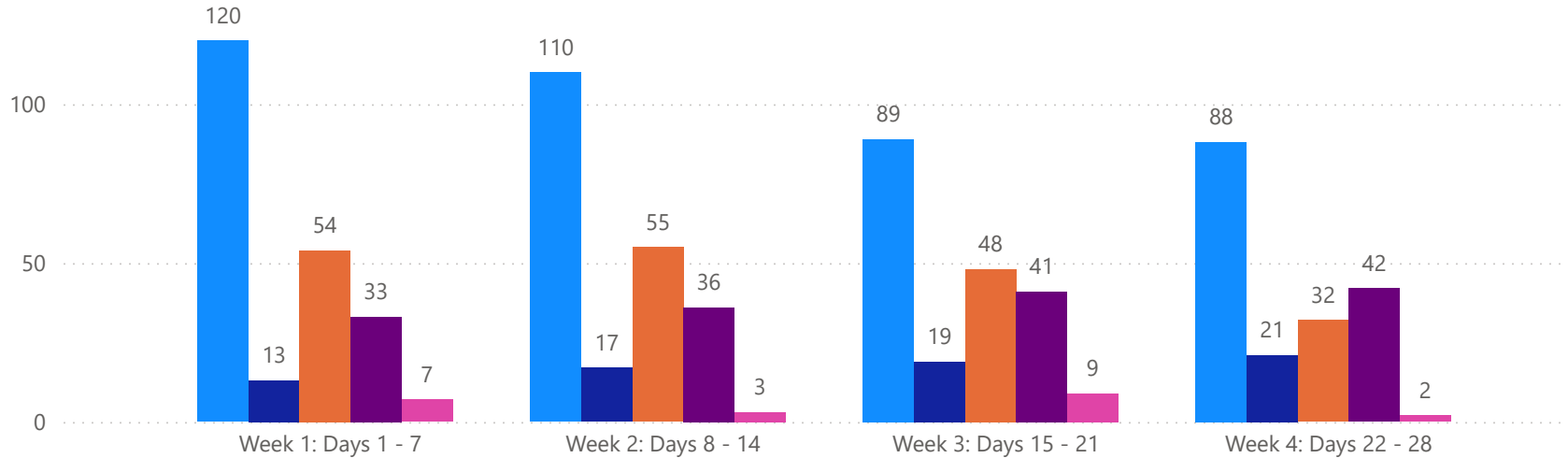


4 WEEK REAL ESTATE MARKET REPORT

HILLSBOROUGH COUNTY - CONDO

5/19/2026

MLS Status ● Active ● Canceled ● Pending ● Sold ● Temporarily Off-Market



All data is current as of today, though some MLS statuses may have changed from prior days.

TOTALS

MLS Status	4 Week Total
Active	407
Canceled	70
Pending	189
Sold	152
Temporarily Off-Market	21

DAILY MARKET CHANGE

Category	Sum of Hillsborough	*Back on Market can be from these sources - Pending, Temp Off Market, Cancelled and Expired Listing)
Back on the Market	3	
New Listings	6	
Price Decrease	16	
Price Increase	0	

7 DAY SOLD COMPARISON

Closed Prior Year	Volume	Count	Closed Prior Year	Volume	Count
Tuesday, May 19, 2026	\$1,439,000	2	Friday, May 16, 2025	\$545,000	3
Monday, May 18, 2026	\$930,000	3	Thursday, May 15, 2025	\$980,000	4
Friday, May 15, 2026	\$4,148,700	18	Wednesday, May 14, 2025	\$767,950	3
Thursday, May 14, 2026	\$4,890,000	7	Tuesday, May 13, 2025	\$2,373,500	7
Wednesday, May 13, 2026	\$831,000	3	Monday, May 12, 2025	\$1,678,500	5
Total	\$12,238,700	33	Total	\$6,344,950	22

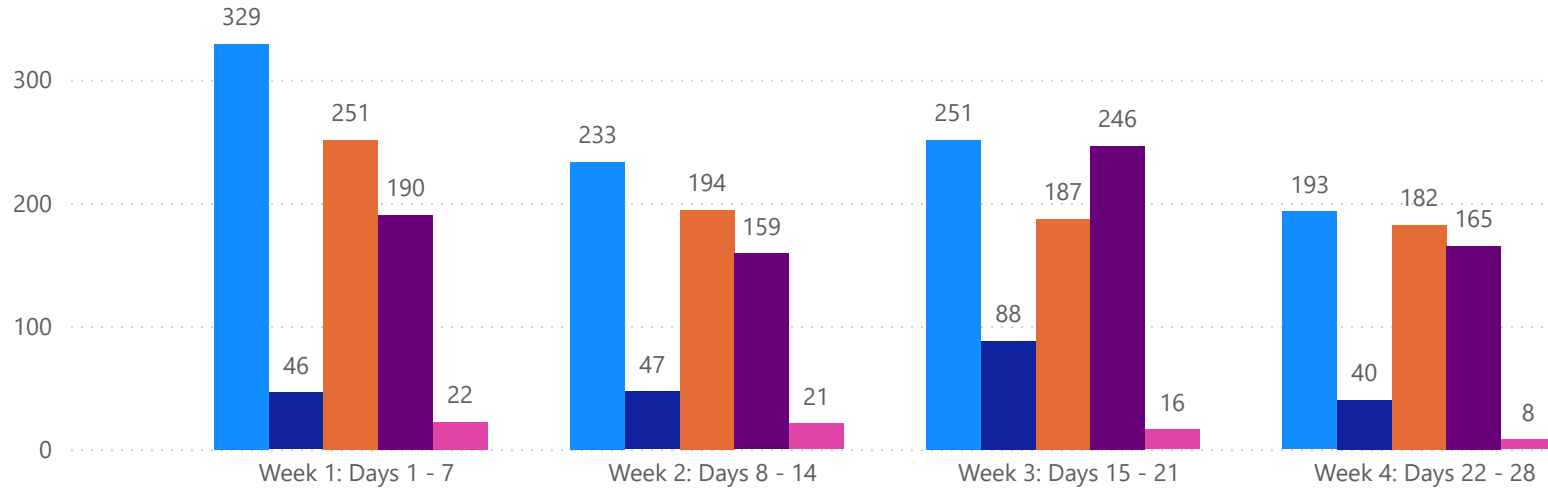


4 WEEK REAL ESTATE MARKET REPORT

SARASOTA COUNTY - SINGLE FAMILY HOME

5/19/2026

MLS Status ● Active ● Canceled ● Pending ● Sold ● Temporarily Off-Market



All data is current as of today, though some MLS statuses may have changed from prior days.

TOTALS

MLS Status	4 Week Total
Active	1006
Canceled	221
Pending	814
Sold	760
Temporarily Off-Market	67

DAILY MARKET CHANGE

Category	Sum of Sarasota
Back on the Market	13
New Listings	47
Price Decrease	57
Price Increase	2

*Back on Market can be from these sources - Pending, Temp Off Market, Cancelled and Expired Listing)

7 DAY SOLD COMPARISON

Closed Prior Year	Volume	Count
Tuesday, May 19, 2026	\$18,888,100	25
Monday, May 18, 2026	\$17,265,000	27
Sunday, May 17, 2026	\$460,000	1
Friday, May 15, 2026	\$46,601,285	73
Thursday, May 14, 2026	\$22,199,295	30
Wednesday, May 13, 2026	\$20,295,615	34
Total	\$125,709,295	190

Closed Prior Year	Volume	Count
Friday, May 16, 2025	\$50,555,695	55
Thursday, May 15, 2025	\$37,862,577	59
Wednesday, May 14, 2025	\$4,568,900	10
Tuesday, May 13, 2025	\$12,875,866	23
Monday, May 12, 2025	\$20,475,990	39
Total	\$126,339,028	186

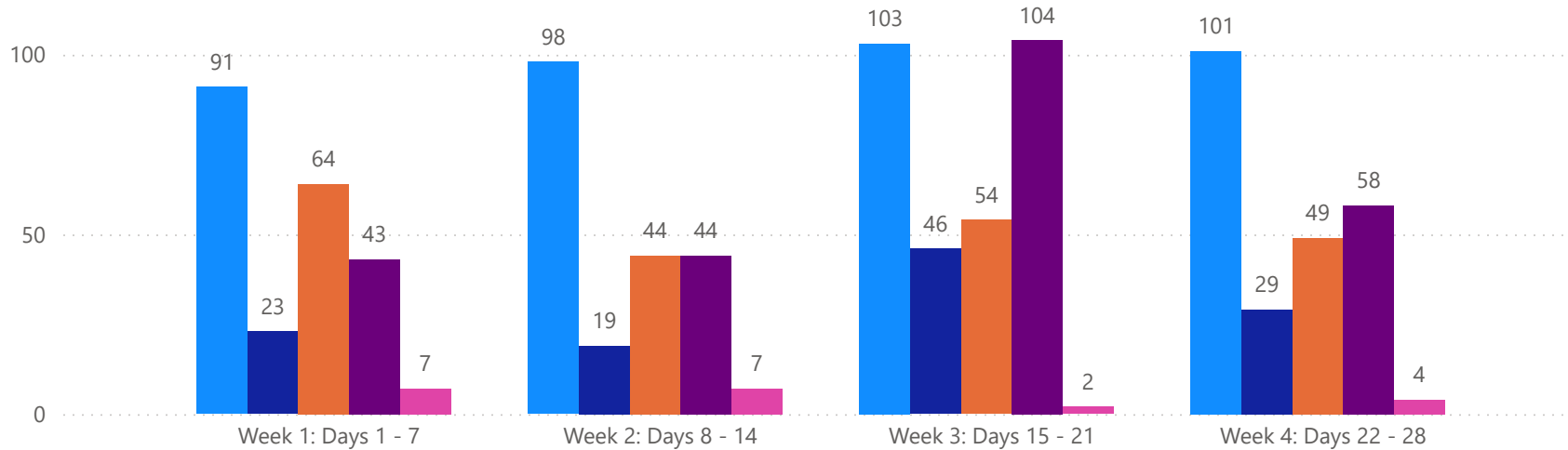


4 WEEK REAL ESTATE MARKET REPORT

SARASOTA COUNTY - CONDO

5/19/2026

MLS Status ● Active ● Canceled ● Pending ● Sold ● Temporarily Off-Market



All data is current as of today, though some MLS statuses may have changed from prior days.

TOTALS

MLS Status	4 Week Total
Active	393
Canceled	117
Pending	211
Sold	249
Temporarily Off-Market	20

DAILY MARKET CHANGE

Category	Sum of Sarasota
Back on the Market	2
New Listings	13
Price Decrease	19
Price Increase	0

*Back on Market can be from these sources - Pending, Temp Off Market, Cancelled and Expired Listing)

7 DAY SOLD COMPARISON

Closed Prior Year	Volume	Count
Tuesday, May 19, 2026	\$435,000	3
Monday, May 18, 2026	\$3,007,500	6
Friday, May 15, 2026	\$9,659,844	20
Thursday, May 14, 2026	\$2,695,000	8
Wednesday, May 13, 2026	\$3,085,000	6
Total	\$18,882,344	43

Closed Prior Year	Volume	Count
Friday, May 16, 2025	\$4,430,198	10
Thursday, May 15, 2025	\$13,012,051	22
Wednesday, May 14, 2025	\$10,965,397	11
Tuesday, May 13, 2025	\$1,707,500	6
Monday, May 12, 2025	\$10,603,000	8
Total	\$40,718,146	57

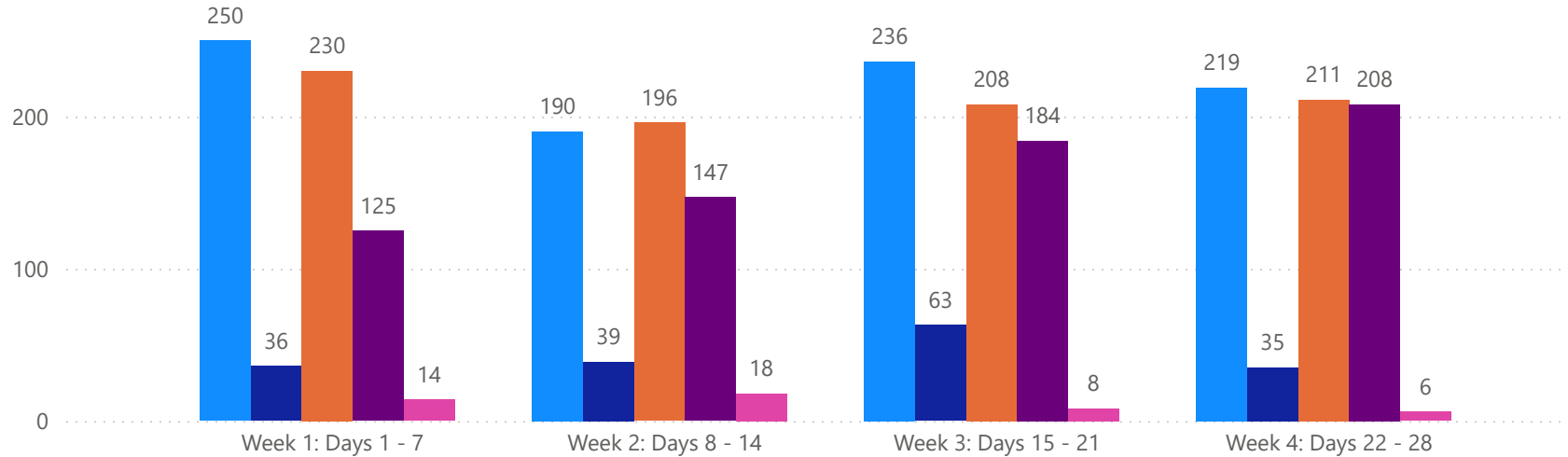


4 WEEK REAL ESTATE MARKET REPORT

MANATEE COUNTY - SINGLE FAMILY HOME

5/19/2026

MLS Status ● Active ● Canceled ● Pending ● Sold ● Temporarily Off-Market



All data is current as of today, though some MLS statuses may have changed from prior days.

TOTALS

MLS Status	4 Week Total
Active	895
Canceled	173
Pending	845
Sold	664
Temporarily Off-Market	46

DAILY MARKET CHANGE

Category	Sum of Manatee
Back on the Market	2
New Listings	34
Price Decrease	42
Price Increase	17

*Back on Market can be from these sources - Pending, Temp Off Market, Cancelled and Expired Listing)

7 DAY SOLD COMPARISON

Closed Prior Year	Volume	Count
Tuesday, May 19, 2026	\$7,585,464	10
Monday, May 18, 2026	\$25,072,594	21
Saturday, May 16, 2026	\$2,972,422	2
Friday, May 15, 2026	\$45,805,562	52
Thursday, May 14, 2026	\$13,401,843	24
Wednesday, May 13, 2026	\$11,169,499	16
Total	\$106,007,384	125

Closed Prior Year	Volume	Count
Saturday, May 17, 2025	\$435,000	1
Friday, May 16, 2025	\$31,177,982	52
Thursday, May 15, 2025	\$25,436,490	39
Wednesday, May 14, 2025	\$11,938,753	18
Tuesday, May 13, 2025	\$15,143,323	22
Monday, May 12, 2025	\$21,270,634	29
Total	\$105,402,182	161

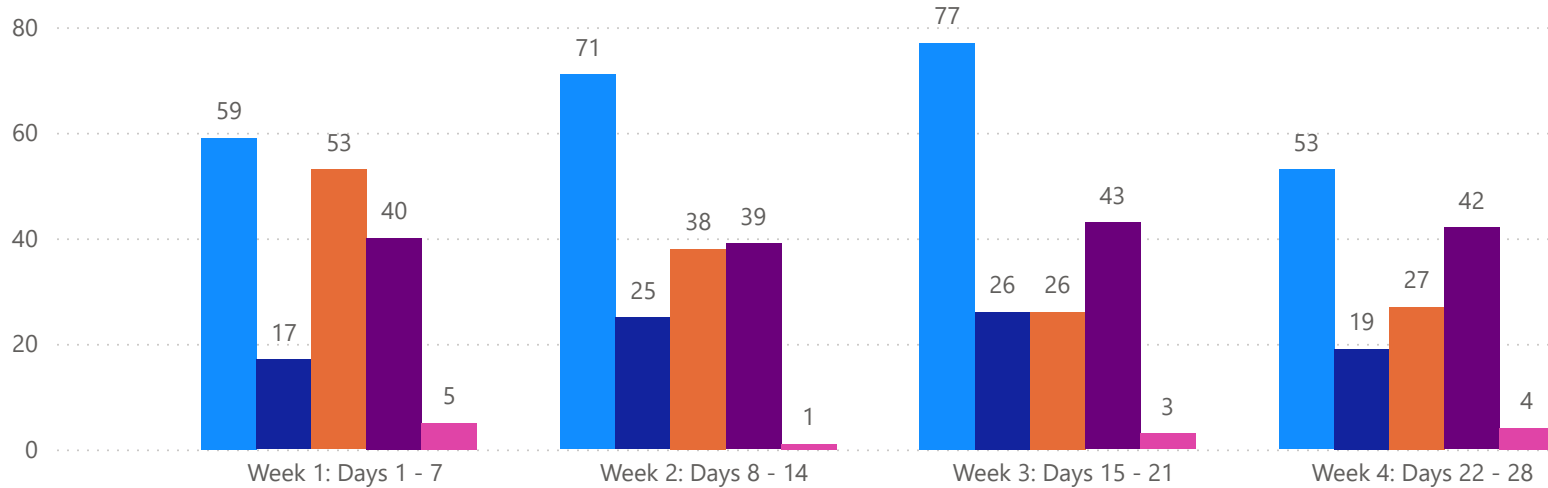


4 WEEK REAL ESTATE MARKET REPORT

MANATEE COUNTY - CONDO

5/19/2026

MLS Status ● Active ● Canceled ● Pending ● Sold ● Temporarily Off-Market



TOTALS

MLS Status	4 Week Total
Active	260
Canceled	87
Pending	144
Sold	164
Temporarily Off-Market	13

DAILY MARKET CHANGE

Category	Sum of Manatee
Back on the Market	0
New Listings	2
Price Decrease	18
Price Increase	0

*Back on Market can be from these sources - Pending, Temp Off Market, Cancelled and Expired Listing)

7 DAY SOLD COMPARISON

Closed Prior Year	Volume	Count
Tuesday, May 19, 2026	\$935,000	2
Monday, May 18, 2026	\$1,583,000	6
Friday, May 15, 2026	\$7,417,900	21
Thursday, May 14, 2026	\$1,741,000	6
Wednesday, May 13, 2026	\$1,195,500	5
Total	\$12,872,400	40

Closed Prior Year	Volume	Count
Friday, May 16, 2025	\$3,718,000	8
Thursday, May 15, 2025	\$4,673,500	11
Wednesday, May 14, 2025	\$1,926,000	6
Tuesday, May 13, 2025	\$966,900	4
Monday, May 12, 2025	\$1,909,000	6
Total	\$13,193,400	35

