



4 WEEK REAL ESTATE MARKET REPORT

Wednesday, May 20, 2026

As of: Thursday, May 21, 2026

- 1 Report Breakdown
- 2 Cumulative Tampa Bay Report - Single Family Home
- 3 Cumulative Tampa Bay Report - Condominium
- 4 Pinellas County - Single Family Home
- 5 Pinellas County - Condominium
- 6 Pasco County - Single Family Home
- 7 Pasco County - Condominium
- 8 Hillsborough County - Single Family Home
- 9 Hillsborough County - Condominium
- 10 Sarasota County - Single Family Home
- 11 Sarasota County - Condominium
- 12 Manatee County - Single Family Home
- 13 Manatee County - Condominium

4 WEEK REAL ESTATE MARKET REPORT

REPORT BREAKDOWN

Wednesday, May 20, 2026

as of: 5/21/2026

Day 1	Wednesday, May 20, 2026
Day 2	Tuesday, May 19, 2026
Day 3	Monday, May 18, 2026
Day 4	Sunday, May 17, 2026
Day 5	Saturday, May 16, 2026
Day 6	Thursday, May 21, 2026
Day 7	Wednesday, May 20, 2026
Day 8	Tuesday, May 19, 2026
Day 9	Monday, May 18, 2026
Day 10	Sunday, May 17, 2026
Day 11	Saturday, May 16, 2026
Day 12	Friday, May 15, 2026
Day 13	Thursday, May 14, 2026
Day 14	Wednesday, May 13, 2026
Day 15	Tuesday, May 12, 2026
Day 16	Monday, May 11, 2026
Day 17	Sunday, May 10, 2026
Day 18	Saturday, May 9, 2026
Day 19	Friday, May 8, 2026
Day 20	Thursday, May 7, 2026
Day 21	Wednesday, May 6, 2026
Day 22	Tuesday, May 5, 2026
Day 23	Monday, May 4, 2026
Day 24	Sunday, May 3, 2026
Day 25	Saturday, May 2, 2026
Day 26	Friday, May 1, 2026
Day 27	Thursday, April 30, 2026
Day 28	Wednesday, April 29, 2026

REPORT BREAKDOWN

GRAPH:

Active - Newly listed during the date range

Pending - Status changed to 'pending' during the date range

Sold - Closed during the date range

Canceled - Canceled during the date range

Temp off Market - Status changed to 'temp' off market' during the date range

The date ranges are not cumulative.

Day 1: Wednesday, May 20, 2026

Day 28: Wednesday, April 29, 2026

TOTALS:

4 Weeks: The summation of each date range (Day 1 - Day 28)

Market Changes

Day 1's New Listings, Price Increase, Price Decreases and Back on Market

Manatee County - Single Family Home

7 Day Sold Comparison

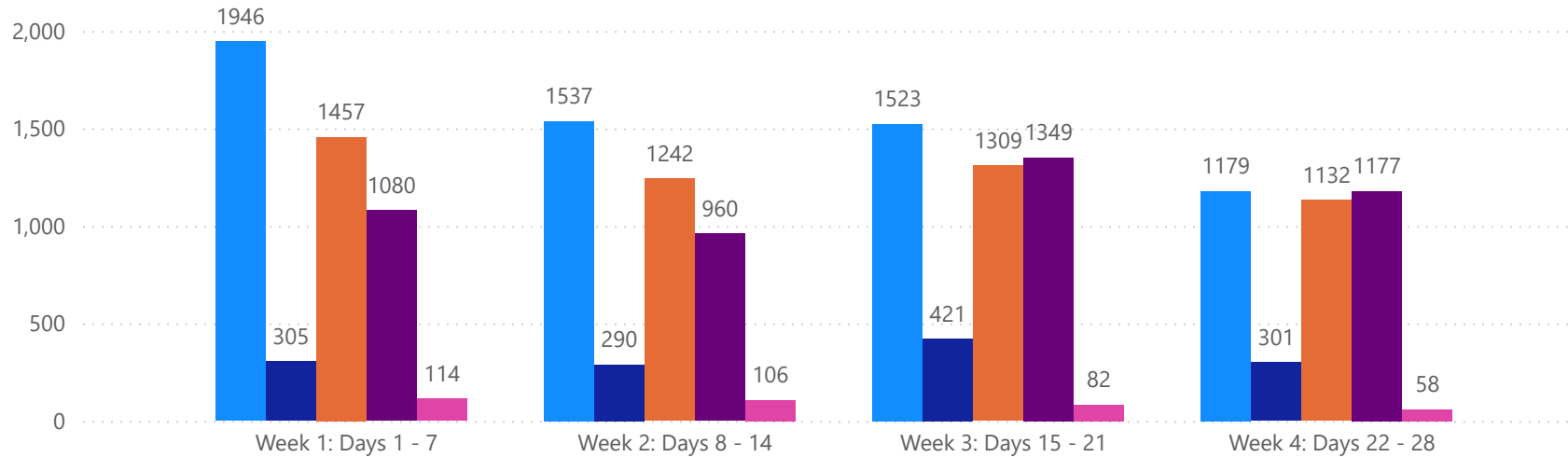
Compares the sold amount and volume in the last 7 days against the same timeframe in the prior year and days 8 - days 14.

4 WEEK REAL ESTATE MARKET REPORT

TAMPA BAY - SINGLE FAMILY HOME

5/20/2026

MLS Status ● Active ● Canceled ● Pending ● Sold ● Temporarily Off-Market



All data is current as of today, though some MLS statuses may have changed from prior days.

TOTALS

MLS Status	4 Week Total
Active	6185
Canceled	1317
Pending	5140
Sold	4566
Temporarily Off-Market	360

DAILY MARKET CHANGE

Category	Sum of Total
Back on the Market	22
New Listings	57
Price Decrease	108
Price Increase	8

*Back on Market can be from these sources - Pending, Temp Off Market, Cancelled and Expired Listing)

7 DAY SOLD COMPARISON

Closed Prior Year	Volume	Count
Wednesday, May 20, 2026	\$84,872,444	138
Tuesday, May 19, 2026	\$87,002,219	139
Monday, May 18, 2026	\$121,910,705	189
Sunday, May 17, 2026	\$1,555,000	3
Saturday, May 16, 2026	\$8,300,704	6
Friday, May 15, 2026	\$249,621,100	412
Thursday, May 14, 2026	\$110,537,937	193
Total	\$663,800,109	1080

Closed Prior Year	Volume	Count
Monday, May 19, 2025	\$102,907,119	189
Sunday, May 18, 2025	\$4,442,000	7
Saturday, May 17, 2025	\$1,200,000	3
Friday, May 16, 2025	\$204,736,449	341
Thursday, May 15, 2025	\$160,733,213	276
Wednesday, May 14, 2025	\$89,502,537	163
Tuesday, May 13, 2025	\$65,991,746	134
Total	\$629,513,064	1113

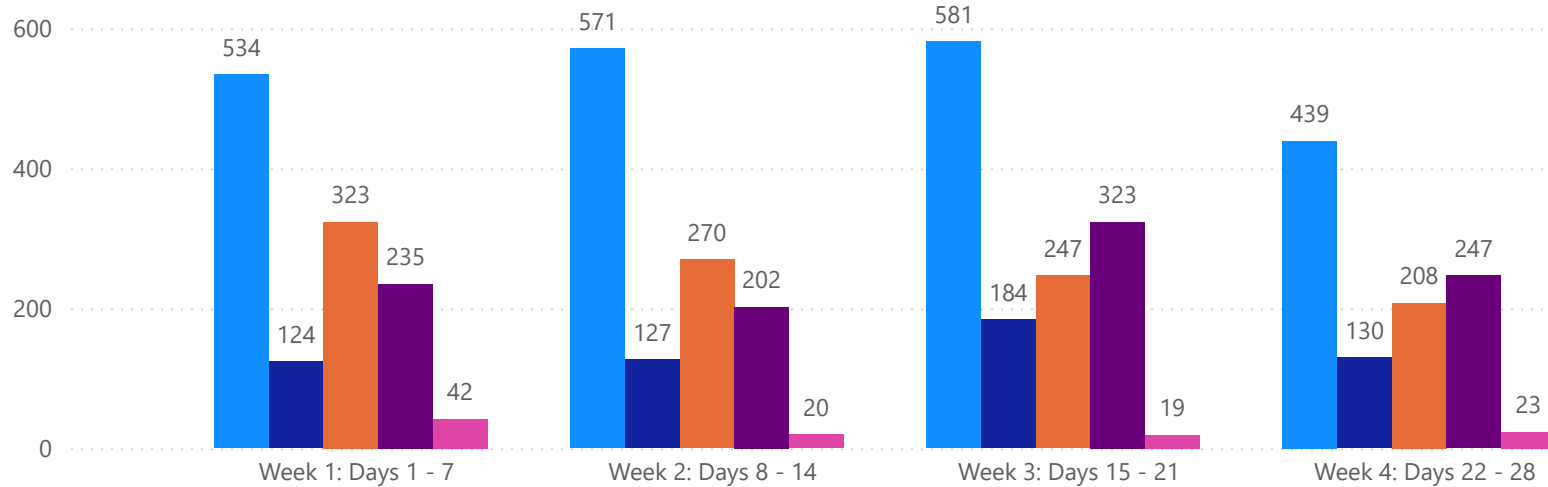


4 WEEK REAL ESTATE MARKET REPORT

TAMPA BAY - CONDO

5/20/2026

MLS Status ● Active ● Canceled ● Pending ● Sold ● Temporarily Off-Market



All data is current as of today, though some MLS statuses may have changed from prior days.

TOTALS

MLS Status	4 Week Total
Active	2125
Canceled	565
Pending	1048
Sold	1007
Temporarily Off-Market	104

DAILY MARKET CHANGE

Category	Sum of Total
Back on the Market	3
New Listings	28
Price Decrease	40
Price Increase	1

*Back on Market can be from these sources - Pending, Temp Off Market, Cancelled and Expired Listing)

7 DAY SOLD COMPARISON

Closed Prior Year	Volume	Count	Closed Prior Year	Volume	Count
Wednesday, May 20, 2026	\$6,596,400	22	Monday, May 19, 2025	\$16,700,550	39
Tuesday, May 19, 2026	\$17,788,900	26	Saturday, May 17, 2025	\$529,000	1
Monday, May 18, 2026	\$15,811,400	35	Friday, May 16, 2025	\$19,422,998	51
Saturday, May 16, 2026	\$844,900	2	Thursday, May 15, 2025	\$25,596,251	59
Friday, May 15, 2026	\$48,595,264	111	Wednesday, May 14, 2025	\$17,439,857	32
Thursday, May 14, 2026	\$16,262,565	39	Tuesday, May 13, 2025	\$8,822,400	28
Total	\$105,899,429	235	Total	\$88,511,056	210

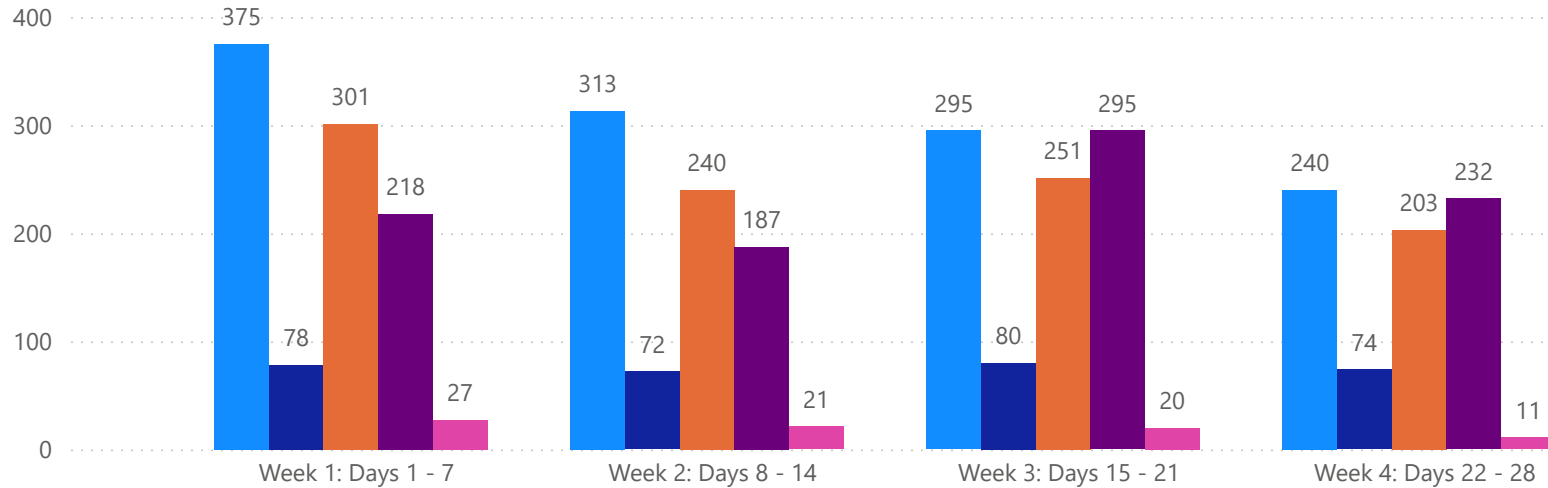


4 WEEK REAL ESTATE MARKET REPORT

PINELLAS COUNTY - SINGLE FAMILY HOME

5/20/2026

MLS Status ● Active ● Canceled ● Pending ● Sold ● Temporarily Off-Market



All data is current as of today, though some MLS statuses may have changed from prior days.

TOTALS

MLS Status	4 Week Total
Active	1223
Canceled	304
Pending	995
Sold	932
Temporarily Off-Market	79

DAILY MARKET CHANGE

Category	Sum of Pinellas
Back on the Market	12
New Listings	60
Price Decrease	65
Price Increase	2

*Back on Market can be from these sources - Pending, Temp Off Market, Cancelled and Expired Listing)

7 DAY SOLD COMPARISON

Closed Prior Year	Volume	Count
Wednesday, May 20, 2026	\$14,624,900	22
Tuesday, May 19, 2026	\$17,827,216	26
Monday, May 18, 2026	\$26,175,375	39
Saturday, May 16, 2026	\$355,000	1
Friday, May 15, 2026	\$62,273,700	90
Thursday, May 14, 2026	\$25,331,000	40
Total	\$146,587,191	218

Closed Prior Year	Volume	Count
Monday, May 19, 2025	\$28,541,575	43
Saturday, May 17, 2025	\$765,000	2
Friday, May 16, 2025	\$40,303,602	71
Thursday, May 15, 2025	\$30,717,985	53
Wednesday, May 14, 2025	\$24,415,411	35
Tuesday, May 13, 2025	\$11,241,990	24
Total	\$135,985,563	228

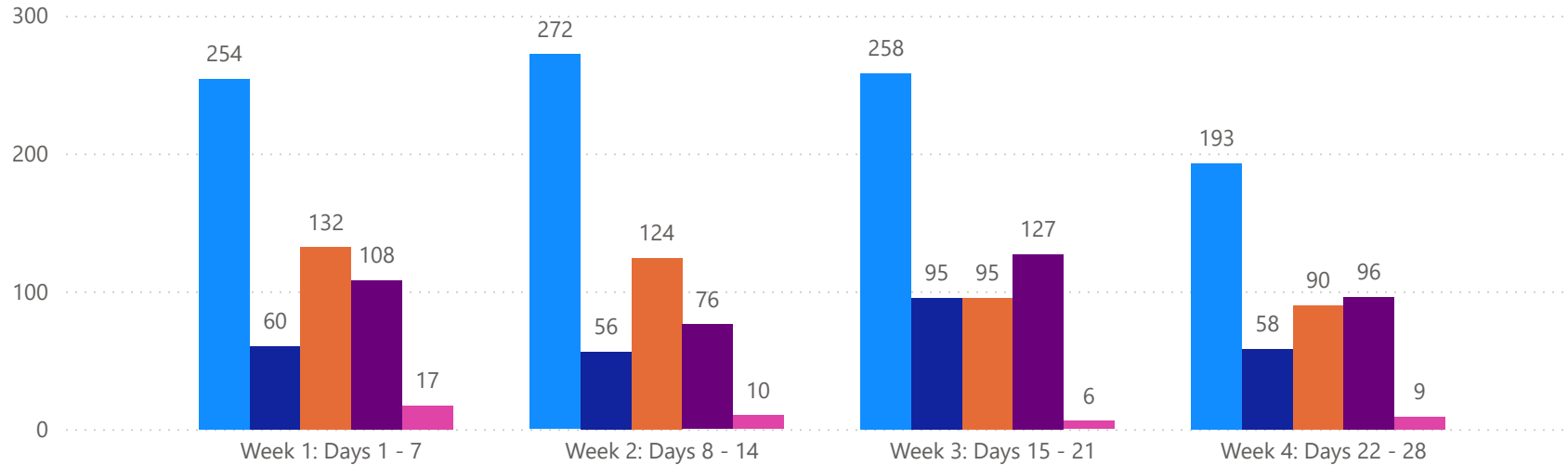


4 WEEK REAL ESTATE MARKET REPORT

PINELLAS COUNTY - CONDO

5/20/2026

MLSStatus ● Active ● Canceled ● Pending ● Sold ● Temporarily Off-Market



All data is current as of today, though some MLS statuses may have changed from prior days.

TOTALS

MLS Status	4 Week Total
Active	977
Canceled	269
Pending	441
Sold	407
Temporarily Off-Market	42

DAILY MARKET CHANGE

Category	Sum of Pinellas
Back on the Market	25
New Listings	25
Price Decrease	47
Price Increase	0

*Back on Market can be from these sources - Pending, Temp Off Market, Cancelled and Expired Listing)

7 DAY SOLD COMPARISON

Closed Prior Year	Volume	Count
Wednesday, May 20, 2026	\$3,536,000	7
Tuesday, May 19, 2026	\$14,004,900	16
Monday, May 18, 2026	\$9,374,400	18
Saturday, May 16, 2026	\$219,900	1
Friday, May 15, 2026	\$27,197,320	50
Thursday, May 14, 2026	\$6,591,565	16
Total	\$60,924,085	108

Closed Prior Year	Volume	Count
Monday, May 19, 2025	\$6,782,150	15
Saturday, May 17, 2025	\$529,000	1
Friday, May 16, 2025	\$9,726,300	26
Thursday, May 15, 2025	\$6,896,700	21
Wednesday, May 14, 2025	\$3,210,510	8
Tuesday, May 13, 2025	\$3,649,500	10
Total	\$30,794,160	81

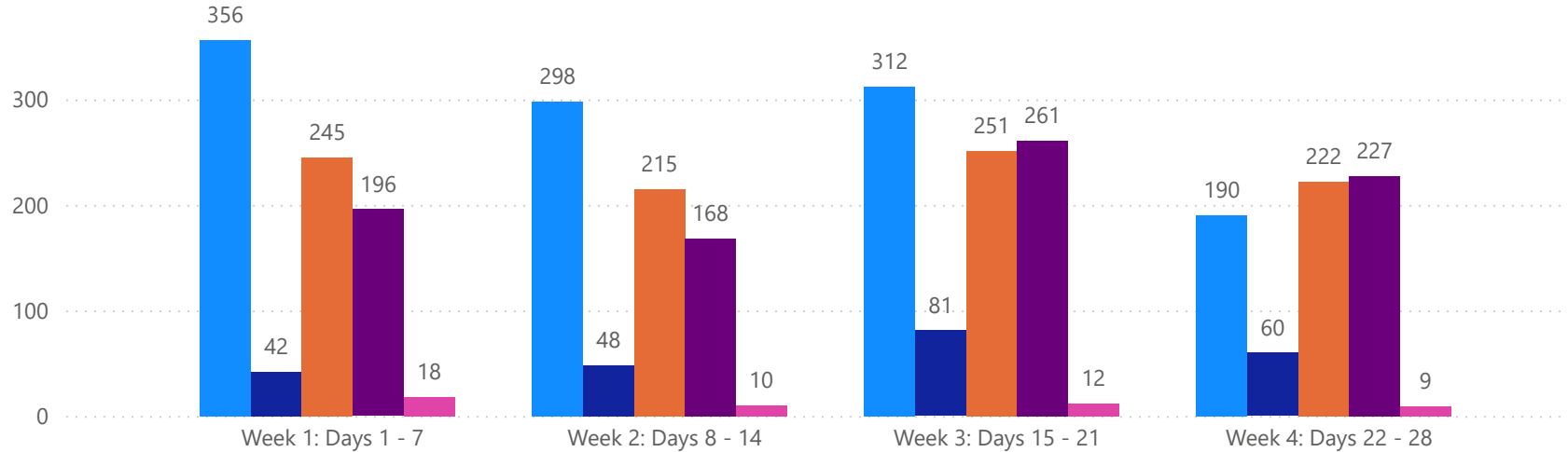


4 WEEK REAL ESTATE MARKET REPORT

PASCO COUNTY - SINGLE FAMILY HOME

5/20/2026

MLS Status ● Active ● Canceled ● Pending ● Sold ● Temporarily Off-Market



All data is current as of today, though some MLS statuses may have changed from prior days.

TOTALS

MLS Status	4 Week Total
Active	1156
Canceled	231
Pending	933
Sold	852
Temporarily Off-Market	49

DAILY MARKET CHANGE

Category	Sum of Pasco
Back on the Market	11
New Listings	31
Price Decrease	90
Price Increase	19

*Back on Market can be from these sources - Pending, Temp Off Market, Cancelled and Expired Listing)

7 DAY SOLD COMPARISON

Closed Prior Year	Volume	Count
Wednesday, May 20, 2026	\$10,532,407	23
Tuesday, May 19, 2026	\$12,344,590	26
Monday, May 18, 2026	\$17,411,542	40
Sunday, May 17, 2026	\$925,000	1
Saturday, May 16, 2026	\$1,399,929	1
Friday, May 15, 2026	\$30,481,349	74
Thursday, May 14, 2026	\$14,721,734	31
Total	\$87,816,551	196

Closed Prior Year	Volume	Count
Monday, May 19, 2025	\$20,318,389	45
Friday, May 16, 2025	\$27,130,075	68
Thursday, May 15, 2025	\$18,994,324	47
Wednesday, May 14, 2025	\$20,479,721	50
Tuesday, May 13, 2025	\$9,366,348	24
Total	\$96,288,857	234

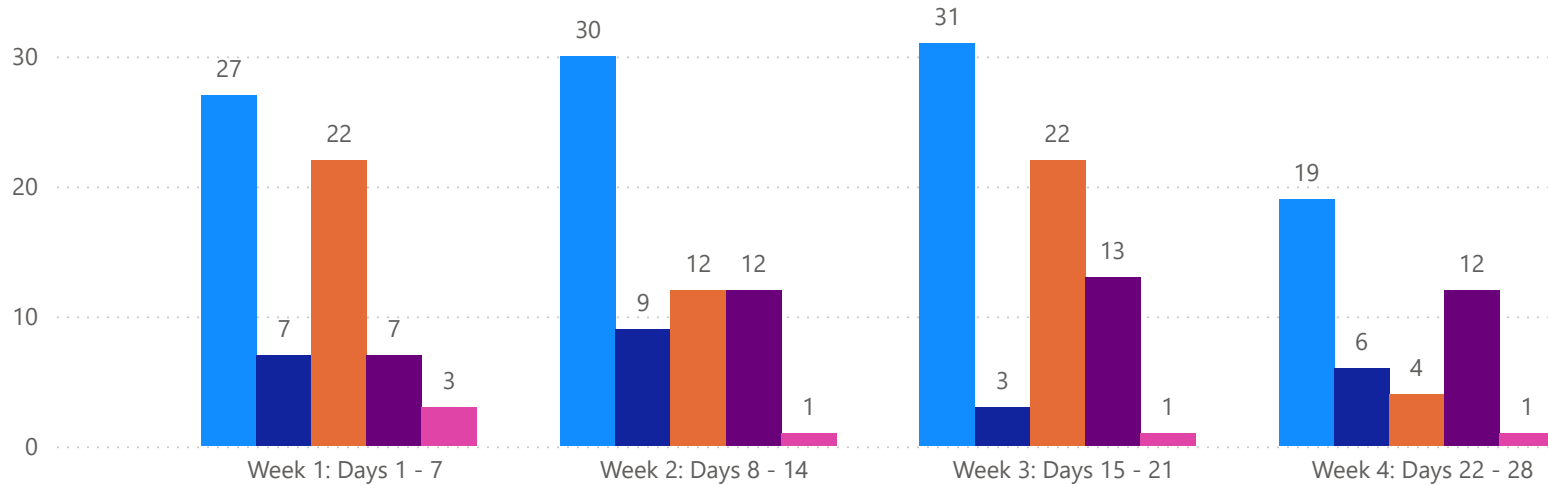


4 WEEK REAL ESTATE MARKET REPORT

PASCO COUNTY - CONDO

5/20/2026

MLS Status ● Active ● Canceled ● Pending ● Sold ● Temporarily Off-Market



All data is current as of today, though some MLS statuses may have changed from prior days.

TOTALS

MLS Status	4 Week Total
Active	107
Canceled	25
Pending	60
Sold	44
Temporarily Off-Market	6

DAILY MARKET CHANGE

Category	Sum of Pasco
Back on the Market	3
New Listings	1
Price Decrease	5
Price Increase	0

*Back on Market can be from these sources - Pending, Temp Off Market, Cancelled and Expired Listing)

7 DAY SOLD COMPARISON

Closed Prior Year	Volume	Count
Wednesday, May 20, 2026	\$219,900	2
Tuesday, May 19, 2026	\$160,000	1
Friday, May 15, 2026	\$171,500	2
Thursday, May 14, 2026	\$345,000	2
Total	\$896,400	7

Closed Prior Year	Volume	Count
Monday, May 19, 2025	\$250,000	1
Friday, May 16, 2025	\$1,003,500	4
Thursday, May 15, 2025	\$34,000	1
Wednesday, May 14, 2025	\$570,000	4
Tuesday, May 13, 2025	\$125,000	1
Total	\$1,982,500	11

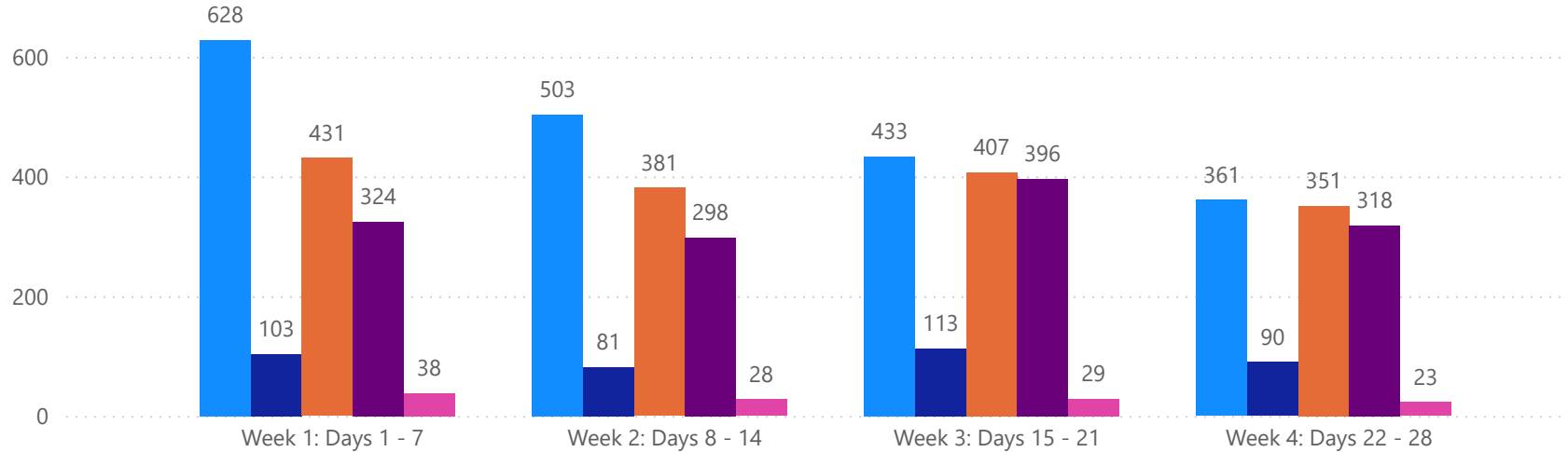


4 WEEK REAL ESTATE MARKET REPORT

HILLSBOROUGH COUNTY - SINGLE FAMILY HOME

5/20/2026

MLS Status ● Active ● Canceled ● Pending ● Sold ● Temporarily Off-Market



All data is current as of today, though some MLS statuses may have changed from prior days.

TOTALS

MLS Status	4 Week Total
Active	1925
Canceled	387
Pending	1570
Sold	1336
Temporarily Off-Market	118

DAILY MARKET CHANGE

Category	Sum of Hillsborough	*Back on Market can be from these sources - Pending, Temp Off Market, Cancelled and Expired Listing)
Back on the Market	17	
New Listings	60	
Price Decrease	87	
Price Increase	7	

7 DAY SOLD COMPARISON

Closed Prior Year	Volume	Count	Closed Prior Year	Volume	Count
Wednesday, May 20, 2026	\$24,354,850	42	Monday, May 19, 2025	\$28,612,089	56
Tuesday, May 19, 2026	\$25,878,849	46	Sunday, May 18, 2025	\$4,442,000	7
Monday, May 18, 2026	\$24,699,212	44	Friday, May 16, 2025	\$55,569,095	95
Sunday, May 17, 2026	\$170,000	1	Thursday, May 15, 2025	\$47,721,837	78
Saturday, May 16, 2026	\$2,300,000	1	Wednesday, May 14, 2025	\$28,099,752	50
Friday, May 15, 2026	\$63,909,204	122	Tuesday, May 13, 2025	\$17,364,219	41
Thursday, May 14, 2026	\$34,884,065	68	Total	\$181,808,992	327
Total	\$176,196,180	324			

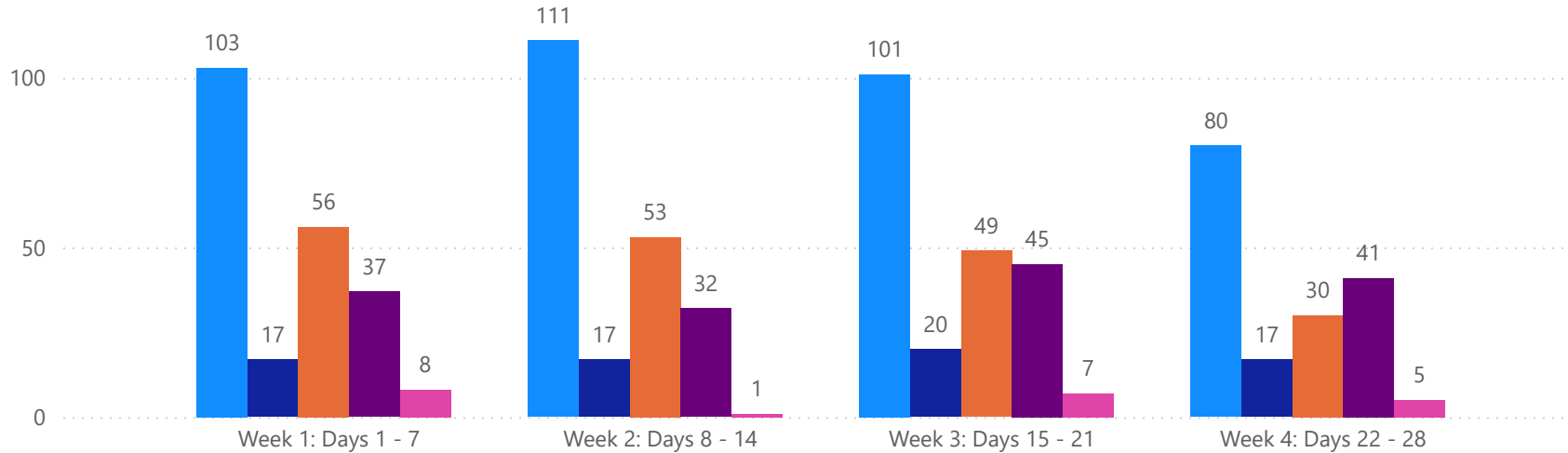


4 WEEK REAL ESTATE MARKET REPORT

HILLSBOROUGH COUNTY - CONDO

5/20/2026

MLS Status ● Active ● Canceled ● Pending ● Sold ● Temporarily Off-Market



All data is current as of today, though some MLS statuses may have changed from prior days.

TOTALS

MLS Status	4 Week Total
Active	395
Canceled	71
Pending	188
Sold	155
Temporarily Off-Market	21

DAILY MARKET CHANGE

Category	Sum of Hillsborough	*Back on Market can be from these sources - Pending, Temp Off Market, Canceled and Expired Listing)
Back on the Market	3	
New Listings	4	
Price Decrease	18	
Price Increase	0	

7 DAY SOLD COMPARISON

Closed Prior Year	Volume	Count	Closed Prior Year	Volume	Count
Wednesday, May 20, 2026	\$1,021,500	5	Monday, May 19, 2025	\$3,037,900	10
Tuesday, May 19, 2026	\$1,729,000	3	Friday, May 16, 2025	\$545,000	3
Monday, May 18, 2026	\$1,071,500	4	Thursday, May 15, 2025	\$980,000	4
Friday, May 15, 2026	\$4,148,700	18	Wednesday, May 14, 2025	\$767,950	3
Thursday, May 14, 2026	\$4,890,000	7	Tuesday, May 13, 2025	\$2,373,500	7
Total	\$12,860,700	37	Total	\$7,704,350	27

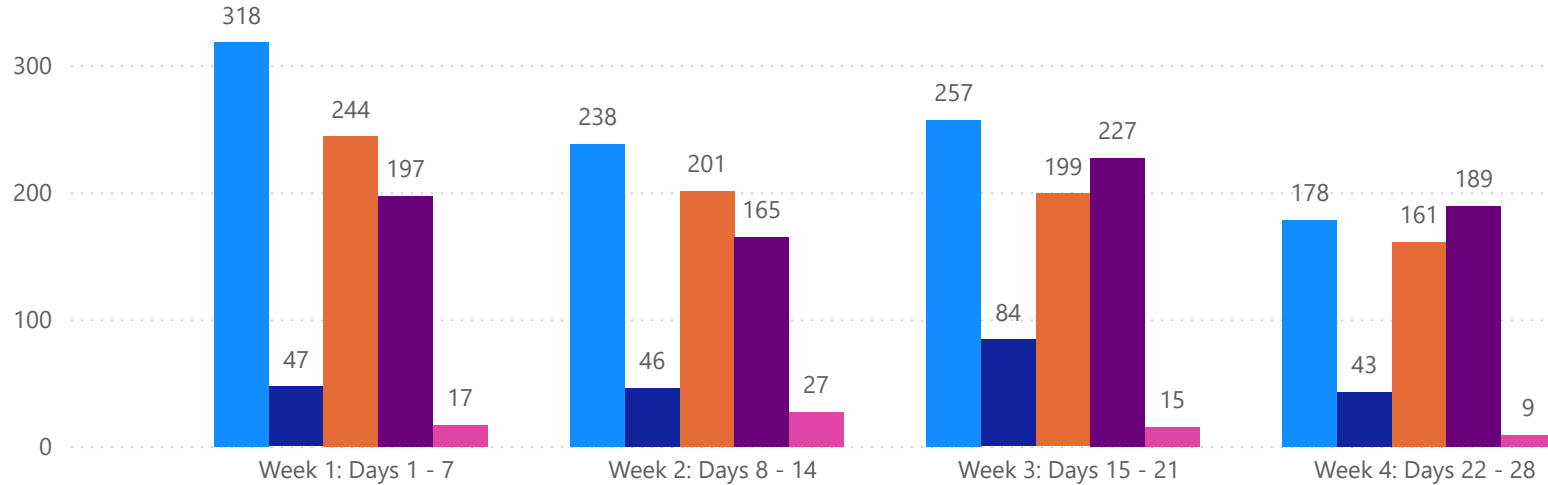


4 WEEK REAL ESTATE MARKET REPORT

SARASOTA COUNTY - SINGLE FAMILY HOME

5/20/2026

MLS Status ● Active ● Canceled ● Pending ● Sold ● Temporarily Off-Market



All data is current as of today, though some MLS statuses may have changed from prior days.

TOTALS

MLS Status	4 Week Total
Active	991
Canceled	220
Pending	805
Sold	778
Temporarily Off-Market	68

DAILY MARKET CHANGE

Category	Sum of Sarasota
Back on the Market	3
New Listings	32
Price Decrease	35
Price Increase	1

*Back on Market can be from these sources - Pending, Temp Off Market, Cancelled and Expired Listing)

7 DAY SOLD COMPARISON

Closed Prior Year	Volume	Count
Wednesday, May 20, 2026	\$17,688,928	27
Tuesday, May 19, 2026	\$20,461,100	28
Monday, May 18, 2026	\$24,032,505	36
Sunday, May 17, 2026	\$460,000	1
Saturday, May 16, 2026	\$1,273,353	1
Friday, May 15, 2026	\$47,151,285	74
Thursday, May 14, 2026	\$22,199,295	30
Total	\$133,266,466	197

Closed Prior Year	Volume	Count
Monday, May 19, 2025	\$13,910,000	20
Friday, May 16, 2025	\$50,555,695	55
Thursday, May 15, 2025	\$37,862,577	59
Wednesday, May 14, 2025	\$4,568,900	10
Tuesday, May 13, 2025	\$12,875,866	23
Total	\$119,773,038	167

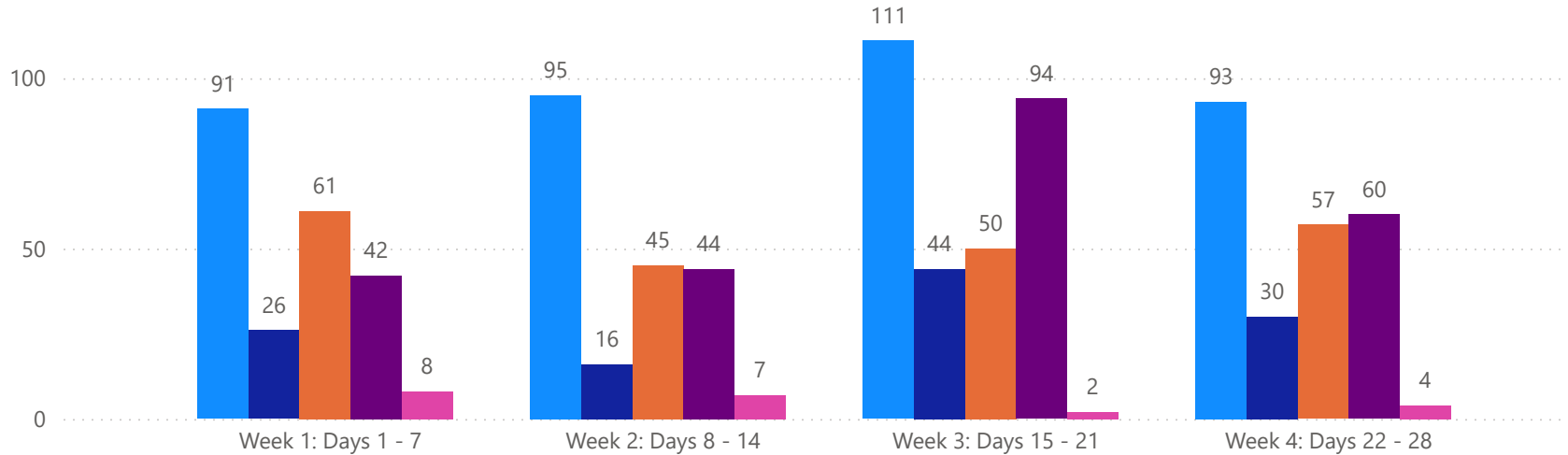


4 WEEK REAL ESTATE MARKET REPORT

SARASOTA COUNTY - CONDO

5/20/2026

MLS Status ● Active ● Canceled ● Pending ● Sold ● Temporarily Off-Market



All data is current as of today, though some MLS statuses may have changed from prior days.

TOTALS

MLS Status	4 Week Total
Active	390
Canceled	116
Pending	213
Sold	240
Temporarily Off-Market	21

DAILY MARKET CHANGE

Category	Sum of Sarasota
Back on the Market	0
New Listings	11
Price Decrease	19
Price Increase	2

*Back on Market can be from these sources - Pending, Temp Off Market, Cancelled and Expired Listing)

7 DAY SOLD COMPARISON

Closed Prior Year	Volume	Count
Wednesday, May 20, 2026	\$1,083,000	3
Tuesday, May 19, 2026	\$435,000	3
Monday, May 18, 2026	\$3,782,500	7
Saturday, May 16, 2026	\$625,000	1
Friday, May 15, 2026	\$9,659,844	20
Thursday, May 14, 2026	\$2,695,000	8
Total	\$18,280,344	42

Closed Prior Year	Volume	Count
Monday, May 19, 2025	\$4,281,000	8
Friday, May 16, 2025	\$4,430,198	10
Thursday, May 15, 2025	\$13,012,051	22
Wednesday, May 14, 2025	\$10,965,397	11
Tuesday, May 13, 2025	\$1,707,500	6
Total	\$34,396,146	57

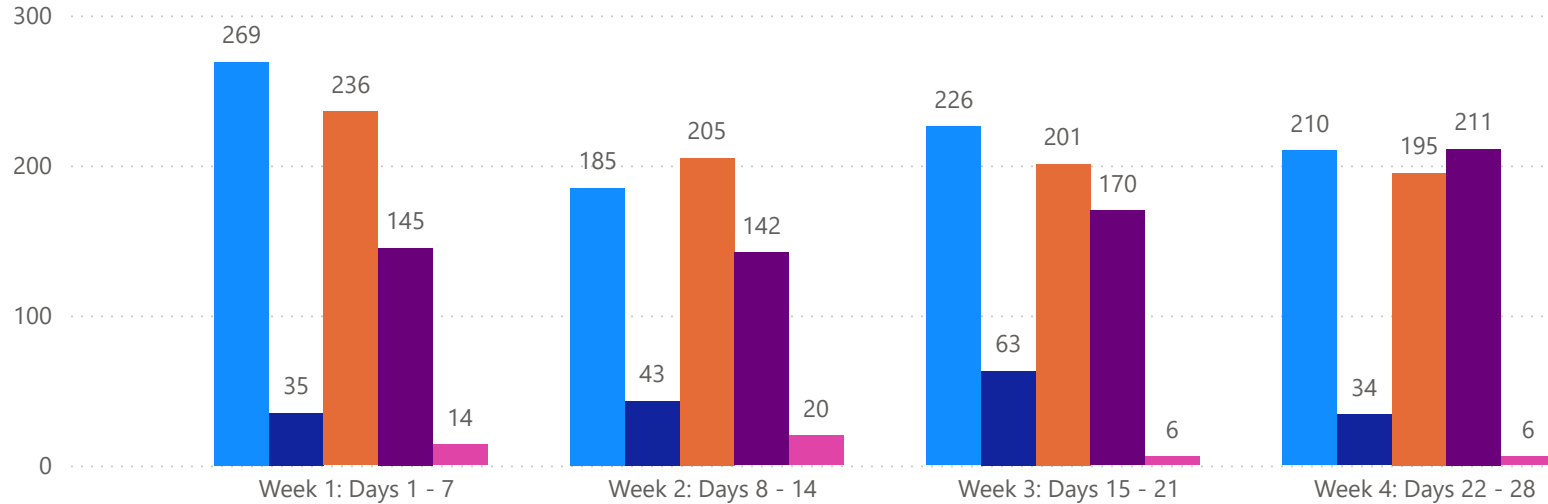


4 WEEK REAL ESTATE MARKET REPORT

MANATEE COUNTY - SINGLE FAMILY HOME

5/20/2026

MLS Status ● Active ● Canceled ● Pending ● Sold ● Temporarily Off-Market



All data is current as of today, though some MLS statuses may have changed from prior days.

TOTALS

MLS Status	4 Week Total
Active	890
Canceled	175
Pending	837
Sold	668
Temporarily Off-Market	46

DAILY MARKET CHANGE

Category	Sum of Manatee
Back on the Market	7
New Listings	3
Price Decrease	171
Price Increase	12

*Back on Market can be from these sources - Pending, Temp Off Market, Cancelled and Expired Listing)

7 DAY SOLD COMPARISON

Closed Prior Year	Volume	Count
Wednesday, May 20, 2026	\$17,671,359	24
Tuesday, May 19, 2026	\$10,490,464	13
Monday, May 18, 2026	\$29,592,071	30
Saturday, May 16, 2026	\$2,972,422	2
Friday, May 15, 2026	\$45,805,562	52
Thursday, May 14, 2026	\$13,401,843	24
Total	\$119,933,721	145

Closed Prior Year	Volume	Count
Monday, May 19, 2025	\$11,525,066	25
Saturday, May 17, 2025	\$435,000	1
Friday, May 16, 2025	\$31,177,982	52
Thursday, May 15, 2025	\$25,436,490	39
Wednesday, May 14, 2025	\$11,938,753	18
Tuesday, May 13, 2025	\$15,143,323	22
Total	\$95,656,614	157

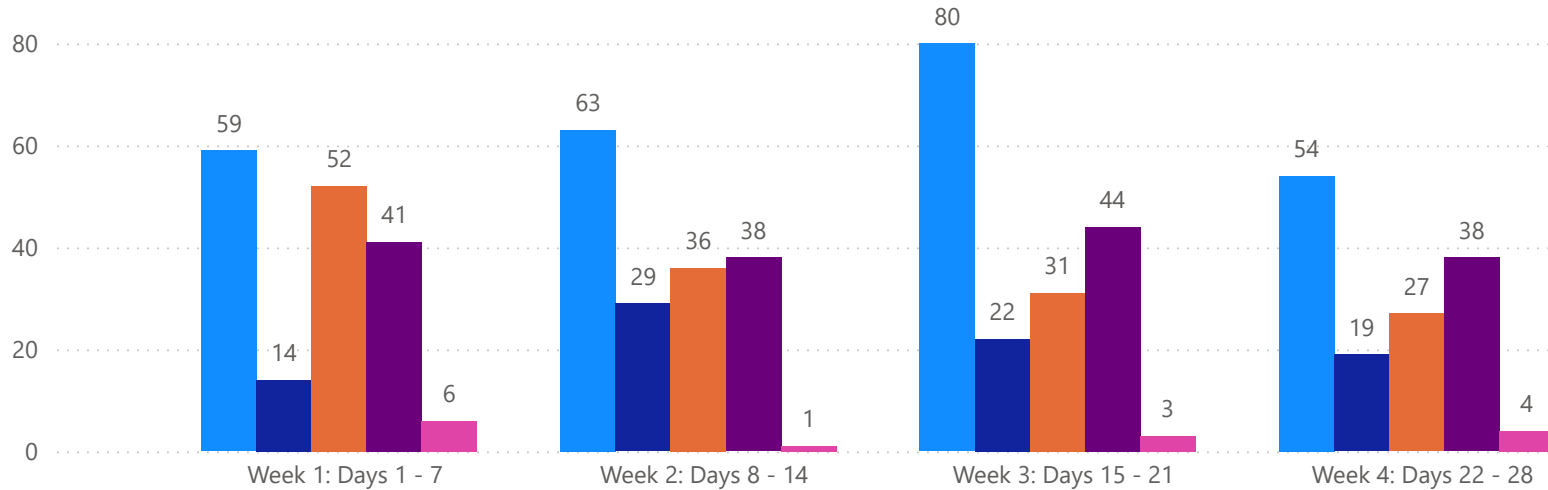


4 WEEK REAL ESTATE MARKET REPORT

MANATEE COUNTY - CONDO

5/20/2026

MLS Status ● Active ● Canceled ● Pending ● Sold ● Temporarily Off-Market



TOTALS

MLS Status	4 Week Total
Active	256
Canceled	84
Pending	146
Sold	161
Temporarily Off-Market	14

DAILY MARKET CHANGE

Category	Sum of Manatee
Back on the Market	0
New Listings	7
Price Decrease	11
Price Increase	0

*Back on Market can be from these sources - Pending, Temp Off Market, Cancelled and Expired Listing)

7 DAY SOLD COMPARISON

Closed Prior Year	Volume	Count
Wednesday, May 20, 2026	\$736,000	5
Tuesday, May 19, 2026	\$1,460,000	3
Monday, May 18, 2026	\$1,583,000	6
Friday, May 15, 2026	\$7,417,900	21
Thursday, May 14, 2026	\$1,741,000	6
Total	\$12,937,900	41

Closed Prior Year	Volume	Count
Monday, May 19, 2025	\$2,349,500	5
Friday, May 16, 2025	\$3,718,000	8
Thursday, May 15, 2025	\$4,673,500	11
Wednesday, May 14, 2025	\$1,926,000	6
Tuesday, May 13, 2025	\$966,900	4
Total	\$13,633,900	34

