



## 4 WEEK REAL ESTATE MARKET REPORT

Thursday, May 21, 2026

*As of: Friday, May 22, 2026*

- 1 Report Breakdown
- 2 Cumulative Tampa Bay Report - Single Family Home
- 3 Cumulative Tampa Bay Report - Condominium
- 4 Pinellas County - Single Family Home
- 5 Pinellas County - Condominium
- 6 Pasco County - Single Family Home
- 7 Pasco County - Condominium
- 8 Hillsborough County - Single Family Home
- 9 Hillsborough County - Condominium
- 10 Sarasota County - Single Family Home
- 11 Sarasota County - Condominium
- 12 Manatee County - Single Family Home
- 13 Manatee County - Condominium

# 4 WEEK REAL ESTATE MARKET REPORT

## REPORT BREAKDOWN

Thursday, May 21, 2026

as of: 5/22/2026

Day 1	Thursday, May 21, 2026
Day 2	Wednesday, May 20, 2026
Day 3	Tuesday, May 19, 2026
Day 4	Monday, May 18, 2026
Day 5	Sunday, May 17, 2026
Day 6	Friday, May 22, 2026
Day 7	Thursday, May 21, 2026
Day 8	Wednesday, May 20, 2026
Day 9	Tuesday, May 19, 2026
Day 10	Monday, May 18, 2026
Day 11	Sunday, May 17, 2026
Day 12	Saturday, May 16, 2026
Day 13	Friday, May 15, 2026
Day 14	Thursday, May 14, 2026
Day 15	Wednesday, May 13, 2026
Day 16	Tuesday, May 12, 2026
Day 17	Monday, May 11, 2026
Day 18	Sunday, May 10, 2026
Day 19	Saturday, May 9, 2026
Day 20	Friday, May 8, 2026
Day 21	Thursday, May 7, 2026
Day 22	Wednesday, May 6, 2026
Day 23	Tuesday, May 5, 2026
Day 24	Monday, May 4, 2026
Day 25	Sunday, May 3, 2026
Day 26	Saturday, May 2, 2026
Day 27	Friday, May 1, 2026
Day 28	Thursday, April 30, 2026

### REPORT BREAKDOWN

#### GRAPH:

Active - Newly listed during the date range

Pending - Status changed to 'pending' during the date range

Sold - Closed during the date range

Canceled - Canceled during the date range

Temp off Market - Status changed to 'temp' off market' during the date range

The date ranges are not cumulative.

Day 1: Thursday, May 21, 2026

Day 28: Thursday, April 30, 2026

#### TOTALS:

4 Weeks: The summation of each date range (Day 1 - Day 28)

#### Market Changes

Day 1's New Listings, Price Increase, Price Decreases and Back on Market

Manatee County - Single Family Home

#### 7 Day Sold Comparison

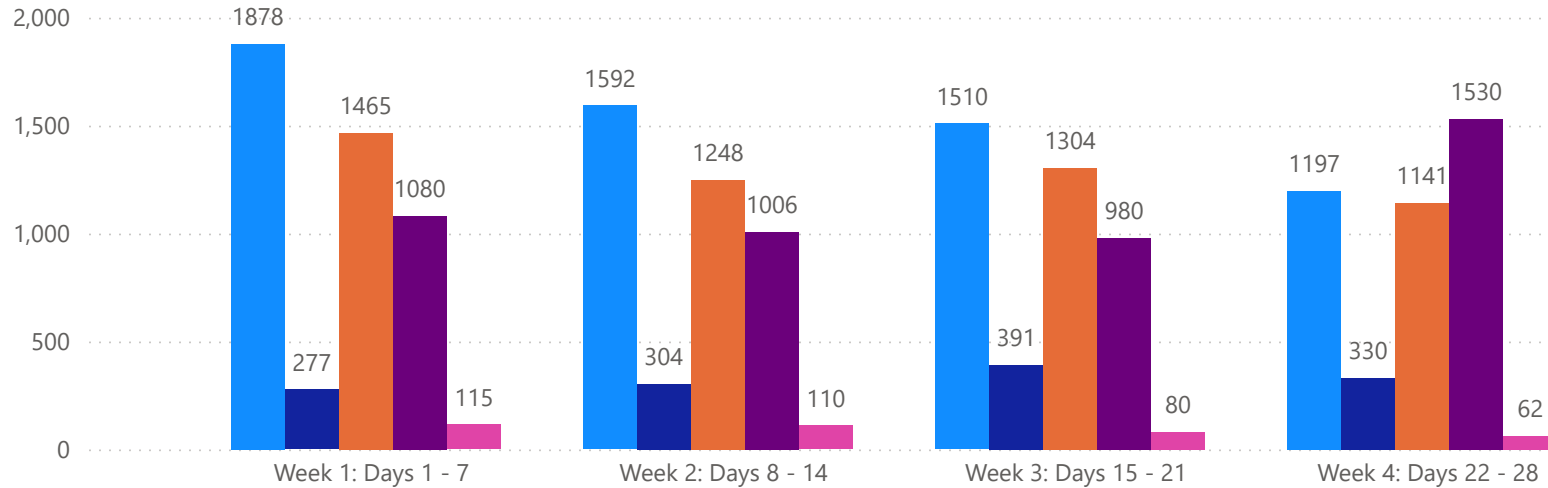
Compares the sold amount and volume in the last 7 days against the same timeframe in the prior year and days 8 - days 14.

# 4 WEEK REAL ESTATE MARKET REPORT

## TAMPA BAY - SINGLE FAMILY HOME

### 5/21/2026

**MLSStatus** ● Active ● Canceled ● Pending ● Sold ● Temporarily Off-Market



All data is current as of today, though some MLS statuses may have changed from prior days.

### TOTALS

MLS Status	4 Week Total
Active	6177
Canceled	1302
Pending	5158
Sold	4596
Temporarily Off-Market	367

### DAILY MARKET CHANGE

Category	Sum of Total
Back on the Market	22
New Listings	57
Price Decrease	108
Price Increase	8

\*Back on Market can be from these sources - Pending, Temp Off Market, Cancelled and Expired Listing)

### 7 DAY SOLD COMPARISON

Closed Prior Year	Volume	Count
Thursday, May 21, 2026	\$74,481,113	119
Wednesday, May 20, 2026	\$114,853,306	181
Tuesday, May 19, 2026	\$98,902,309	162
Monday, May 18, 2026	\$123,684,684	196
Sunday, May 17, 2026	\$2,004,000	4
Saturday, May 16, 2026	\$8,300,704	6
Friday, May 15, 2026	\$249,621,100	412
<b>Total</b>	<b>\$671,847,216</b>	<b>1080</b>

Closed Prior Year	Volume	Count
Tuesday, May 20, 2025	\$106,167,027	168
Monday, May 19, 2025	\$102,907,119	189
Sunday, May 18, 2025	\$4,442,000	7
Saturday, May 17, 2025	\$1,200,000	3
Friday, May 16, 2025	\$204,736,449	341
Thursday, May 15, 2025	\$160,733,213	276
Wednesday, May 14, 2025	\$89,502,537	163
<b>Total</b>	<b>\$669,688,345</b>	<b>1147</b>

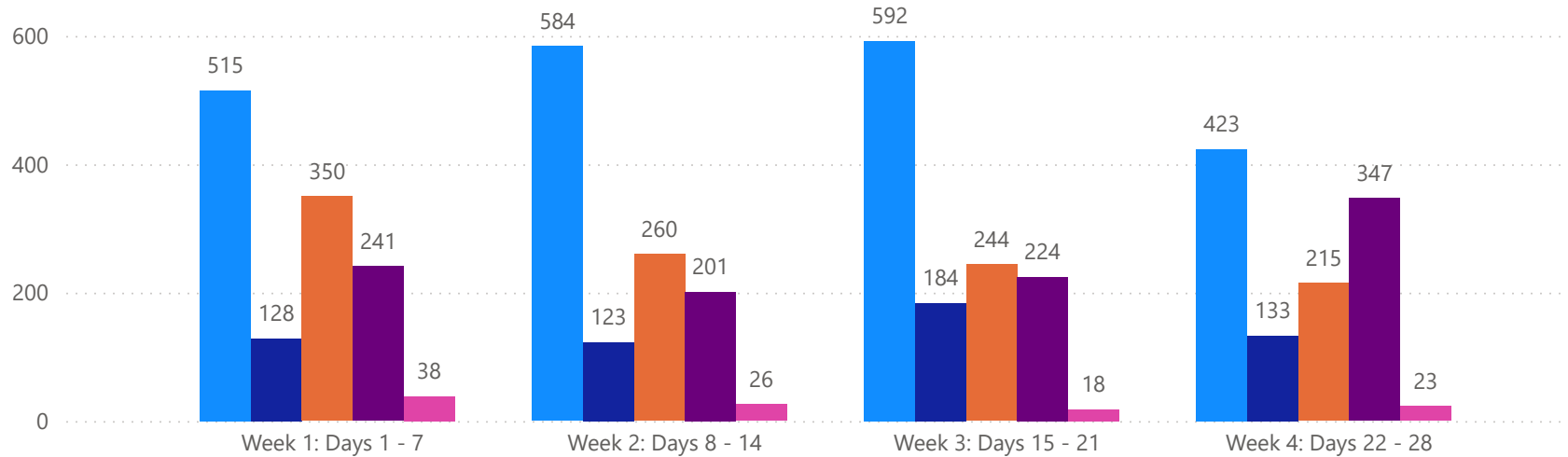


# 4 WEEK REAL ESTATE MARKET REPORT

## TAMPA BAY - CONDO

### 5/21/2026

MLS Status ● Active ● Canceled ● Pending ● Sold ● Temporarily Off-Market



All data is current as of today, though some MLS statuses may have changed from prior days.

### TOTALS

MLS Status	4 Week Total
Active	2114
Canceled	568
Pending	1069
Sold	1013
Temporarily Off-Market	105

### DAILY MARKET CHANGE

Category	Sum of Total
Back on the Market	3
New Listings	28
Price Decrease	40
Price Increase	1

\*Back on Market can be from these sources - Pending, Temp Off Market, Cancelled and Expired Listing)

### 7 DAY SOLD COMPARISON

Closed Prior Year	Volume	Count	Closed Prior Year	Volume	Count
Thursday, May 21, 2026	\$9,935,000	27	Tuesday, May 20, 2025	\$11,340,650	28
Wednesday, May 20, 2026	\$10,039,400	32	Monday, May 19, 2025	\$16,700,550	39
Tuesday, May 19, 2026	\$18,622,900	31	Saturday, May 17, 2025	\$529,000	1
Monday, May 18, 2026	\$16,547,400	38	Friday, May 16, 2025	\$19,422,998	51
Saturday, May 16, 2026	\$844,900	2	Thursday, May 15, 2025	\$25,596,251	59
Friday, May 15, 2026	\$48,595,264	111	Wednesday, May 14, 2025	\$17,439,857	32
<b>Total</b>	<b>\$104,584,864</b>	<b>241</b>	<b>Total</b>	<b>\$91,029,306</b>	<b>210</b>

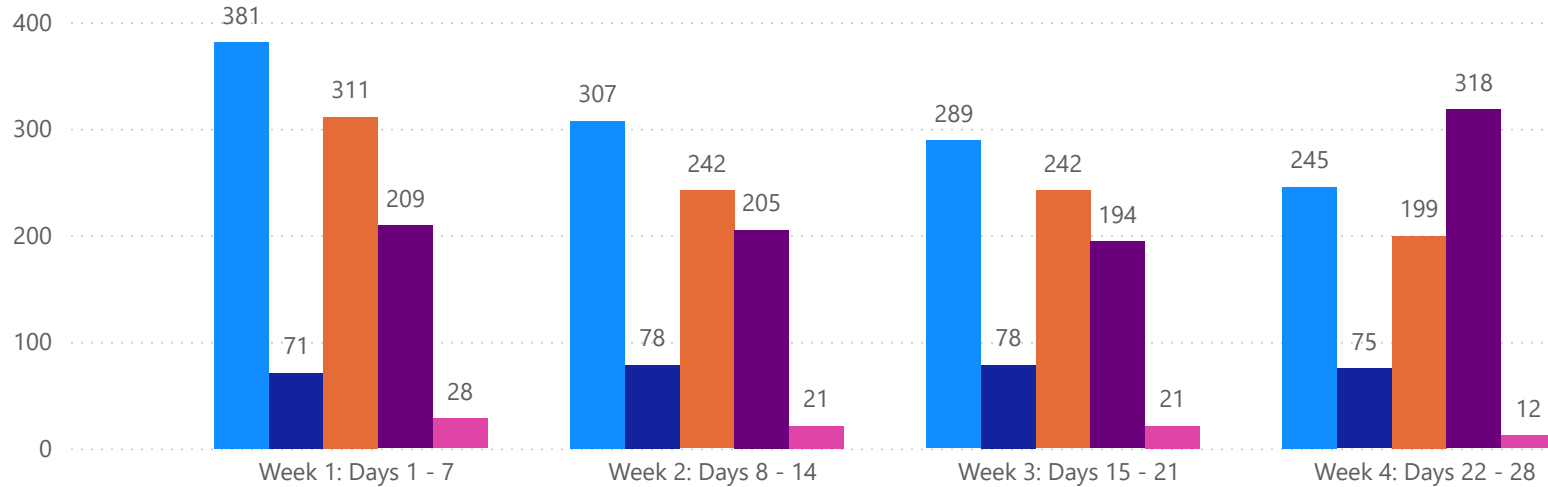


# 4 WEEK REAL ESTATE MARKET REPORT

## PINELLAS COUNTY - SINGLE FAMILY HOME

### 5/21/2026

MLS Status ● Active ● Canceled ● Pending ● Sold ● Temporarily Off-Market



All data is current as of today, though some MLS statuses may have changed from prior days.

### TOTALS

MLS Status	4 Week Total
Active	1222
Canceled	302
Pending	994
Sold	926
Temporarily Off-Market	82

### DAILY MARKET CHANGE

Category	Sum of Pinellas
Back on the Market	7
New Listings	68
Price Decrease	58
Price Increase	0

\*Back on Market can be from these sources - Pending, Temp Off Market, Cancelled and Expired Listing)

### 7 DAY SOLD COMPARISON

Closed Prior Year	Volume	Count
Thursday, May 21, 2026	\$19,878,160	23
Wednesday, May 20, 2026	\$16,553,900	27
Tuesday, May 19, 2026	\$19,442,216	29
Monday, May 18, 2026	\$26,317,374	39
Saturday, May 16, 2026	\$355,000	1
Friday, May 15, 2026	\$62,273,700	90
<b>Total</b>	<b>\$144,820,350</b>	<b>209</b>

Closed Prior Year	Volume	Count
Tuesday, May 20, 2025	\$21,474,999	30
Monday, May 19, 2025	\$28,541,575	43
Saturday, May 17, 2025	\$765,000	2
Friday, May 16, 2025	\$40,303,602	71
Thursday, May 15, 2025	\$30,717,985	53
Wednesday, May 14, 2025	\$24,415,411	35
<b>Total</b>	<b>\$146,218,572</b>	<b>234</b>

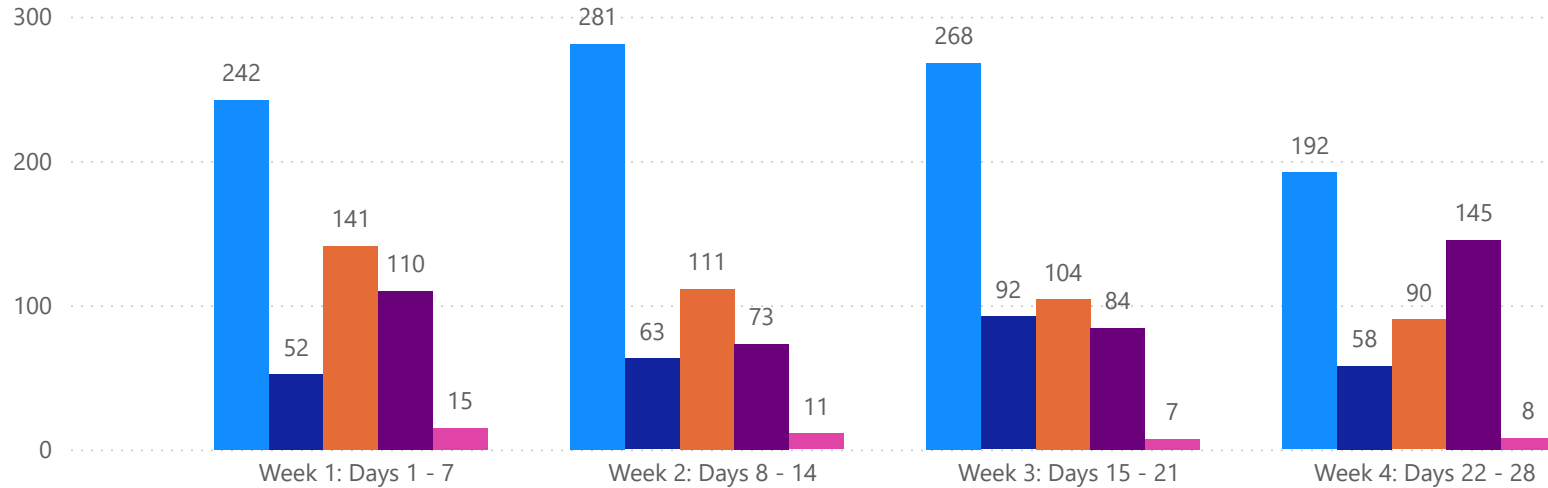


# 4 WEEK REAL ESTATE MARKET REPORT

## PINELLAS COUNTY - CONDO

### 5/21/2026

MLS Status ● Active ● Canceled ● Pending ● Sold ● Temporarily Off-Market



All data is current as of today, though some MLS statuses may have changed from prior days.

### TOTALS

MLS Status	4 Week Total
Active	983
Canceled	265
Pending	446
Sold	412
Temporarily Off-Market	41

### DAILY MARKET CHANGE

Category	Sum of Pinellas
Back on the Market	4
New Listings	41
Price Decrease	40
Price Increase	5

\*Back on Market can be from these sources - Pending, Temp Off Market, Cancelled and Expired Listing)

### 7 DAY SOLD COMPARISON

Closed Prior Year	Volume	Count
Thursday, May 21, 2026	\$5,037,500	12
Wednesday, May 20, 2026	\$3,849,000	9
Tuesday, May 19, 2026	\$14,341,900	18
Monday, May 18, 2026	\$9,660,400	20
Saturday, May 16, 2026	\$219,900	1
Friday, May 15, 2026	\$27,197,320	50
<b>Total</b>	<b>\$60,306,020</b>	<b>110</b>

Closed Prior Year	Volume	Count
Tuesday, May 20, 2025	\$3,941,000	13
Monday, May 19, 2025	\$6,782,150	15
Saturday, May 17, 2025	\$529,000	1
Friday, May 16, 2025	\$9,726,300	26
Thursday, May 15, 2025	\$6,896,700	21
Wednesday, May 14, 2025	\$3,210,510	8
<b>Total</b>	<b>\$31,085,660</b>	<b>84</b>

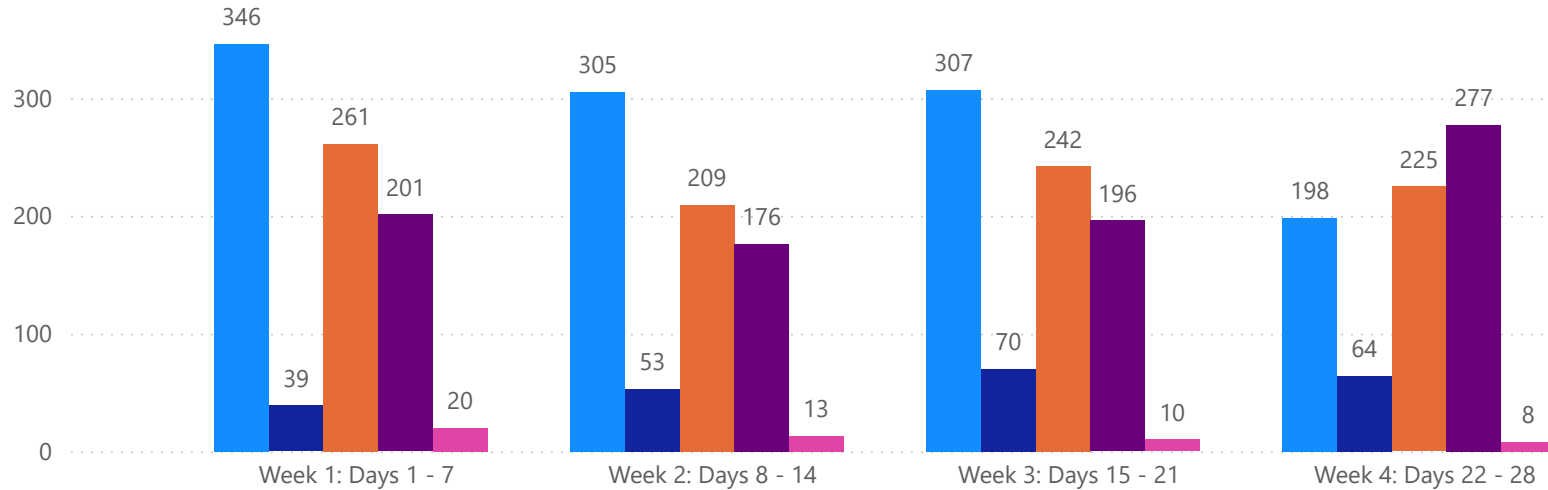


# 4 WEEK REAL ESTATE MARKET REPORT

## PASCO COUNTY - SINGLE FAMILY HOME

### 5/21/2026

MLS Status ● Active ● Canceled ● Pending ● Sold ● Temporarily Off-Market



All data is current as of today, though some MLS statuses may have changed from prior days.

### TOTALS

MLS Status	4 Week Total
Active	1156
Canceled	226
Pending	937
Sold	850
Temporarily Off-Market	51

### DAILY MARKET CHANGE

Category	Sum of Pasco
Back on the Market	10
New Listings	54
Price Decrease	489
Price Increase	6

\*Back on Market can be from these sources - Pending, Temp Off Market, Cancelled and Expired Listing)

### 7 DAY SOLD COMPARISON

Closed Prior Year	Volume	Count
Thursday, May 21, 2026	\$10,127,040	23
Wednesday, May 20, 2026	\$13,307,907	29
Tuesday, May 19, 2026	\$13,559,590	29
Monday, May 18, 2026	\$19,656,662	44
Sunday, May 17, 2026	\$925,000	1
Saturday, May 16, 2026	\$1,399,929	1
Friday, May 15, 2026	\$30,481,349	74
<b>Total</b>	<b>\$89,457,477</b>	<b>201</b>

Closed Prior Year	Volume	Count
Tuesday, May 20, 2025	\$13,573,324	35
Monday, May 19, 2025	\$20,318,389	45
Friday, May 16, 2025	\$27,130,075	68
Thursday, May 15, 2025	\$18,994,324	47
Wednesday, May 14, 2025	\$20,479,721	50
<b>Total</b>	<b>\$100,495,833</b>	<b>245</b>

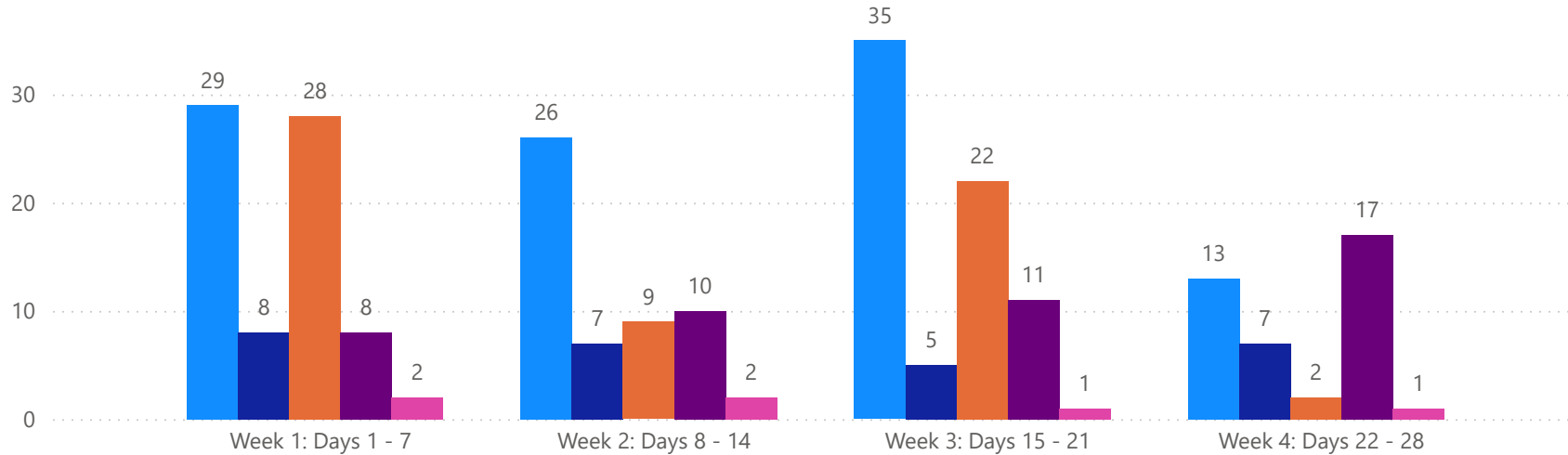


# 4 WEEK REAL ESTATE MARKET REPORT

## PASCO COUNTY - CONDO

### 5/21/2026

MLS Status ● Active ● Canceled ● Pending ● Sold ● Temporarily Off-Market



All data is current as of today, though some MLS statuses may have changed from prior days.

### TOTALS

MLS Status	4 Week Total
Active	103
Canceled	27
Pending	61
Sold	46
Temporarily Off-Market	6

### DAILY MARKET CHANGE

Category	Sum of Pasco
Back on the Market	1
New Listings	4
Price Decrease	4
Price Increase	0

\*Back on Market can be from these sources - Pending, Temp Off Market, Cancelled and Expired Listing)

### 7 DAY SOLD COMPARISON

Closed Prior Year	Volume	Count
Thursday, May 21, 2026	\$266,500	2
Wednesday, May 20, 2026	\$219,900	2
Tuesday, May 19, 2026	\$305,000	2
Friday, May 15, 2026	\$171,500	2
<b>Total</b>	<b>\$962,900</b>	<b>8</b>

Closed Prior Year	Volume	Count
Tuesday, May 20, 2025	\$670,750	5
Monday, May 19, 2025	\$250,000	1
Friday, May 16, 2025	\$1,003,500	4
Thursday, May 15, 2025	\$34,000	1
Wednesday, May 14, 2025	\$570,000	4
<b>Total</b>	<b>\$2,528,250</b>	<b>15</b>

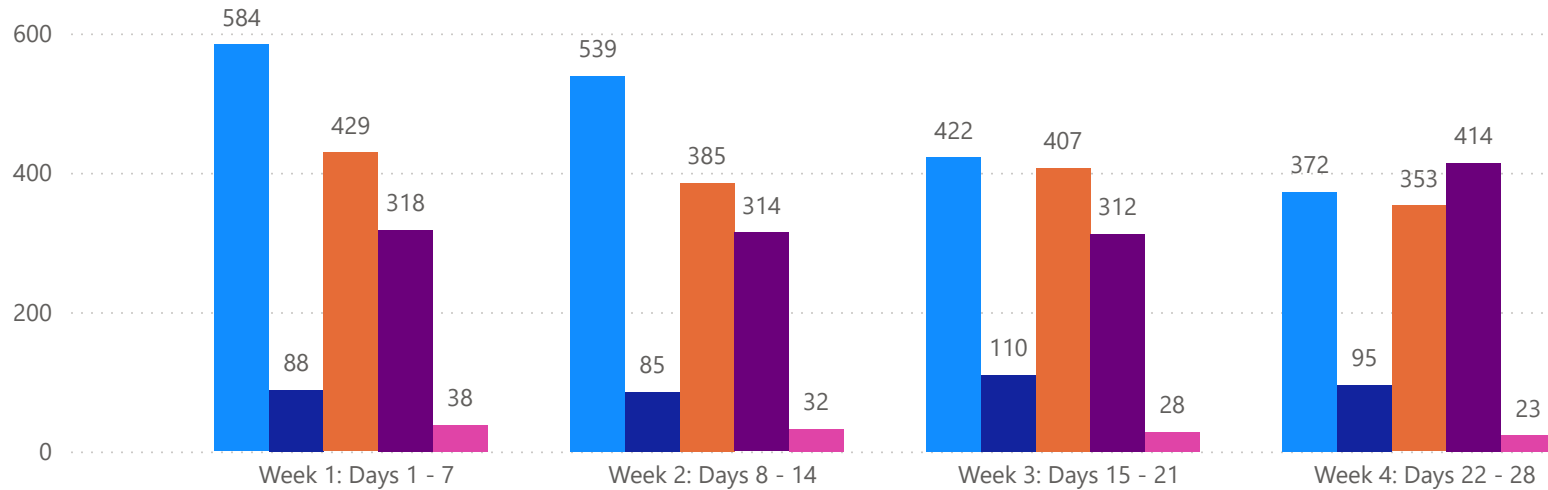


# 4 WEEK REAL ESTATE MARKET REPORT

## HILLSBOROUGH COUNTY - SINGLE FAMILY HOME

### 5/21/2026

MLS Status ● Active ● Canceled ● Pending ● Sold ● Temporarily Off-Market



All data is current as of today, though some MLS statuses may have changed from prior days.

### TOTALS

MLS Status	4 Week Total
Active	1917
Canceled	378
Pending	1574
Sold	1358
Temporarily Off-Market	121

### DAILY MARKET CHANGE

Category	Sum of Hillsborough	*Back on Market can be from these sources - Pending, Temp Off Market, Cancelled and Expired Listing)
Back on the Market	17	
New Listings	89	
Price Decrease	149	
Price Increase	7	

### 7 DAY SOLD COMPARISON

Closed Prior Year	Volume	Count	Closed Prior Year	Volume	Count
Thursday, May 21, 2026	\$20,259,114	35	Tuesday, May 20, 2025	\$29,557,600	45
Wednesday, May 20, 2026	\$32,140,162	59	Monday, May 19, 2025	\$28,612,089	56
Tuesday, May 19, 2026	\$31,359,749	54	Sunday, May 18, 2025	\$4,442,000	7
Monday, May 18, 2026	\$25,439,212	45	Friday, May 16, 2025	\$55,569,095	95
Sunday, May 17, 2026	\$619,000	2	Thursday, May 15, 2025	\$47,721,837	78
Saturday, May 16, 2026	\$2,300,000	1	Wednesday, May 14, 2025	\$28,099,752	50
Friday, May 15, 2026	\$63,909,204	122	<b>Total</b>	<b>\$194,002,373</b>	<b>331</b>
<b>Total</b>	<b>\$176,026,441</b>	<b>318</b>			

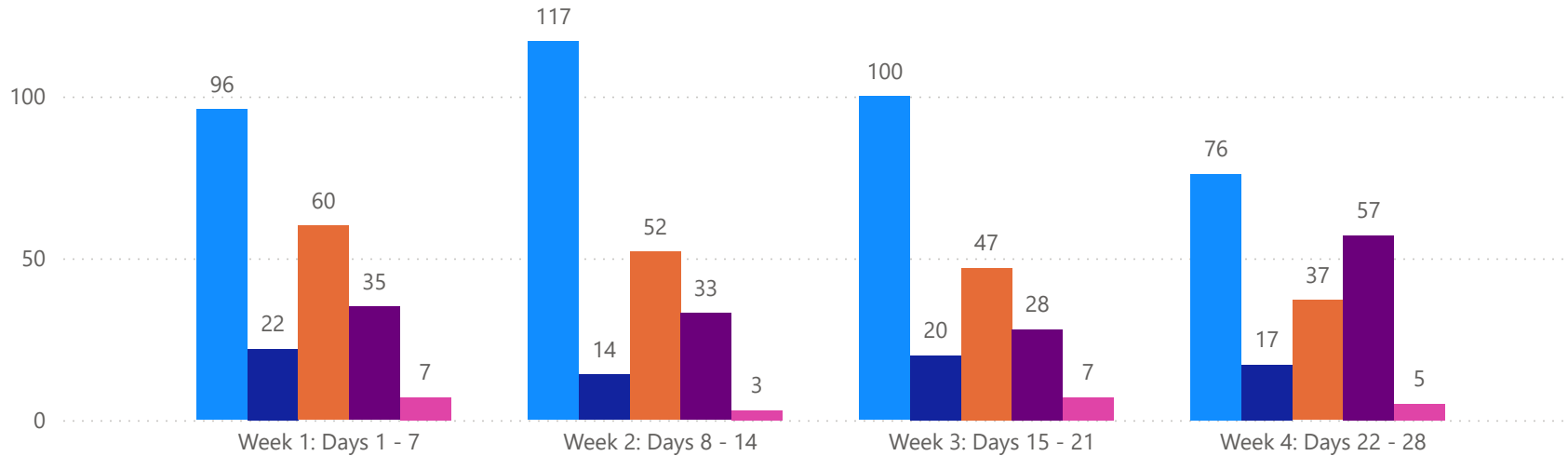


# 4 WEEK REAL ESTATE MARKET REPORT

## HILLSBOROUGH COUNTY - CONDO

### 5/21/2026

MLS Status ● Active ● Canceled ● Pending ● Sold ● Temporarily Off-Market



All data is current as of today, though some MLS statuses may have changed from prior days.

### TOTALS

MLS Status	4 Week Total
Active	389
Canceled	73
Pending	196
Sold	153
Temporarily Off-Market	22

### DAILY MARKET CHANGE

Category	Sum of Hillsborough	*Back on Market can be from these sources - Pending, Temp Off Market, Canceled and Expired Listing)
Back on the Market	1	
New Listings	16	
Price Decrease	16	
Price Increase	0	

### 7 DAY SOLD COMPARISON

Closed Prior Year	Volume	Count	Closed Prior Year	Volume	Count
Thursday, May 21, 2026	\$567,000	2	Tuesday, May 20, 2025	\$402,900	2
Wednesday, May 20, 2026	\$2,096,500	7	Monday, May 19, 2025	\$3,037,900	10
Tuesday, May 19, 2026	\$1,861,000	4	Friday, May 16, 2025	\$545,000	3
Monday, May 18, 2026	\$1,071,500	4	Thursday, May 15, 2025	\$980,000	4
Friday, May 15, 2026	\$4,148,700	18	Wednesday, May 14, 2025	\$767,950	3
<b>Total</b>	<b>\$9,744,700</b>	<b>35</b>	<b>Total</b>	<b>\$5,733,750</b>	<b>22</b>

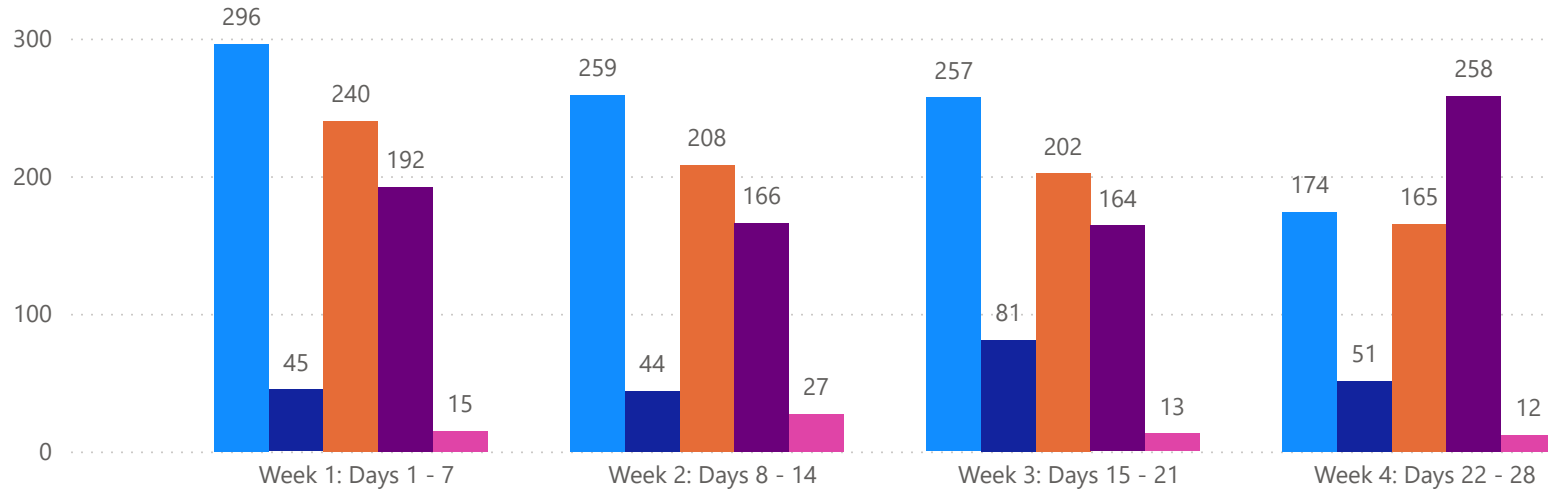


# 4 WEEK REAL ESTATE MARKET REPORT

## SARASOTA COUNTY - SINGLE FAMILY HOME

### 5/21/2026

MLS Status ● Active ● Canceled ● Pending ● Sold ● Temporarily Off-Market



All data is current as of today, though some MLS statuses may have changed from prior days.

### TOTALS

MLS Status	4 Week Total
Active	986
Canceled	221
Pending	815
Sold	780
Temporarily Off-Market	67

### DAILY MARKET CHANGE

Category	Sum of Sarasota
Back on the Market	7
New Listings	34
Price Decrease	49
Price Increase	3

\*Back on Market can be from these sources - Pending, Temp Off Market, Cancelled and Expired Listing)

### 7 DAY SOLD COMPARISON

Closed Prior Year	Volume	Count
Thursday, May 21, 2026	\$9,730,800	18
Wednesday, May 20, 2026	\$30,342,978	32
Tuesday, May 19, 2026	\$21,343,100	31
Monday, May 18, 2026	\$21,557,505	35
Sunday, May 17, 2026	\$460,000	1
Saturday, May 16, 2026	\$1,273,353	1
Friday, May 15, 2026	\$47,151,285	74
<b>Total</b>	<b>\$131,859,021</b>	<b>192</b>

Closed Prior Year	Volume	Count
Tuesday, May 20, 2025	\$23,206,084	26
Monday, May 19, 2025	\$13,910,000	20
Friday, May 16, 2025	\$50,555,695	55
Thursday, May 15, 2025	\$37,862,577	59
Wednesday, May 14, 2025	\$4,568,900	10
<b>Total</b>	<b>\$130,103,256</b>	<b>170</b>

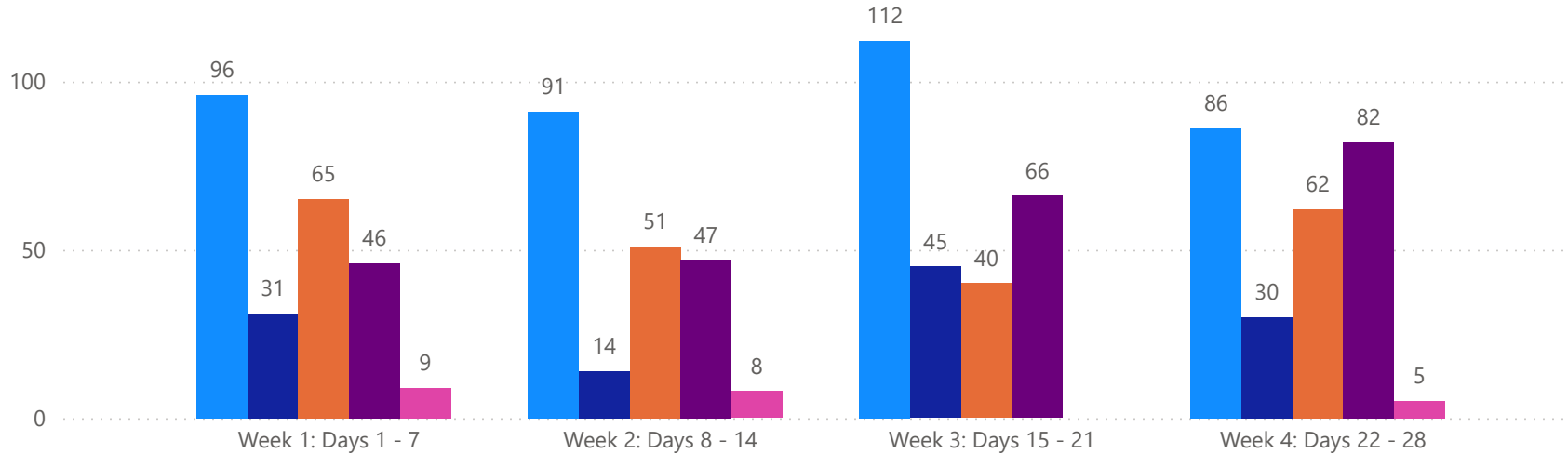


# 4 WEEK REAL ESTATE MARKET REPORT

## SARASOTA COUNTY - CONDO

5/21/2026

MLS Status ● Active ● Canceled ● Pending ● Sold ● Temporarily Off-Market



All data is current as of today, though some MLS statuses may have changed from prior days.

### TOTALS

MLS Status	4 Week Total
Active	385
Canceled	120
Pending	218
Sold	241
Temporarily Off-Market	22

### DAILY MARKET CHANGE

Category	Sum of Sarasota
Back on the Market	0
New Listings	12
Price Decrease	13
Price Increase	0

\*Back on Market can be from these sources - Pending, Temp Off Market, Cancelled and Expired Listing)

### 7 DAY SOLD COMPARISON

Closed Prior Year	Volume	Count
Thursday, May 21, 2026	\$2,134,000	8
Wednesday, May 20, 2026	\$2,603,000	6
Tuesday, May 19, 2026	\$655,000	4
Monday, May 18, 2026	\$3,782,500	7
Saturday, May 16, 2026	\$625,000	1
Friday, May 15, 2026	\$9,659,844	20
<b>Total</b>	<b>\$19,459,344</b>	<b>46</b>

Closed Prior Year	Volume	Count
Tuesday, May 20, 2025	\$5,285,000	6
Monday, May 19, 2025	\$4,281,000	8
Friday, May 16, 2025	\$4,430,198	10
Thursday, May 15, 2025	\$13,012,051	22
Wednesday, May 14, 2025	\$10,965,397	11
<b>Total</b>	<b>\$37,973,646</b>	<b>57</b>

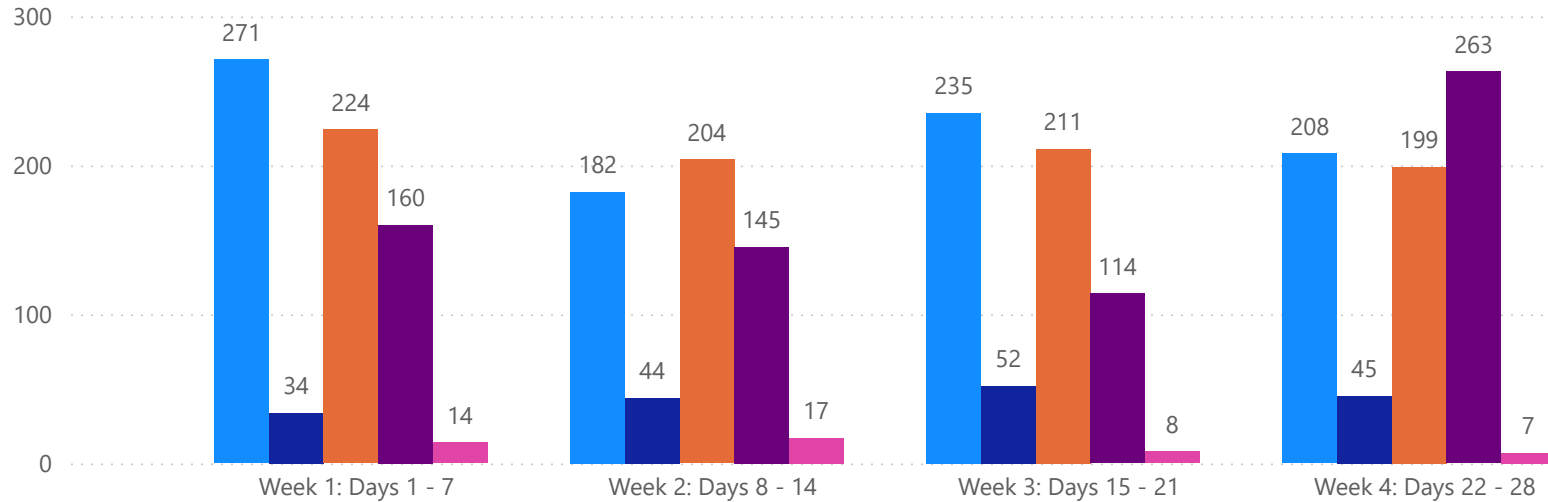


# 4 WEEK REAL ESTATE MARKET REPORT

## MANATEE COUNTY - SINGLE FAMILY HOME

### 5/21/2026

**MLS Status** ● Active ● Canceled ● Pending ● Sold ● Temporarily Off-Market



All data is current as of today, though some MLS statuses may have changed from prior days.

### TOTALS

MLS Status	4 Week Total
Active	896
Canceled	175
Pending	838
Sold	682
Temporarily Off-Market	46

### DAILY MARKET CHANGE

Category	Sum of Manatee
Back on the Market	5
New Listings	54
Price Decrease	49
Price Increase	16

\*Back on Market can be from these sources - Pending, Temp Off Market, Cancelled and Expired Listing)

### 7 DAY SOLD COMPARISON

Closed Prior Year	Volume	Count
Thursday, May 21, 2026	\$14,485,999	20
Wednesday, May 20, 2026	\$22,508,359	34
Tuesday, May 19, 2026	\$13,197,654	19
Monday, May 18, 2026	\$30,713,931	33
Saturday, May 16, 2026	\$2,972,422	2
Friday, May 15, 2026	\$45,805,562	52
<b>Total</b>	<b>\$129,683,927</b>	<b>160</b>

Closed Prior Year	Volume	Count
Tuesday, May 20, 2025	\$18,355,020	32
Monday, May 19, 2025	\$11,525,066	25
Saturday, May 17, 2025	\$435,000	1
Friday, May 16, 2025	\$31,177,982	52
Thursday, May 15, 2025	\$25,436,490	39
Wednesday, May 14, 2025	\$11,938,753	18
<b>Total</b>	<b>\$98,868,311</b>	<b>167</b>

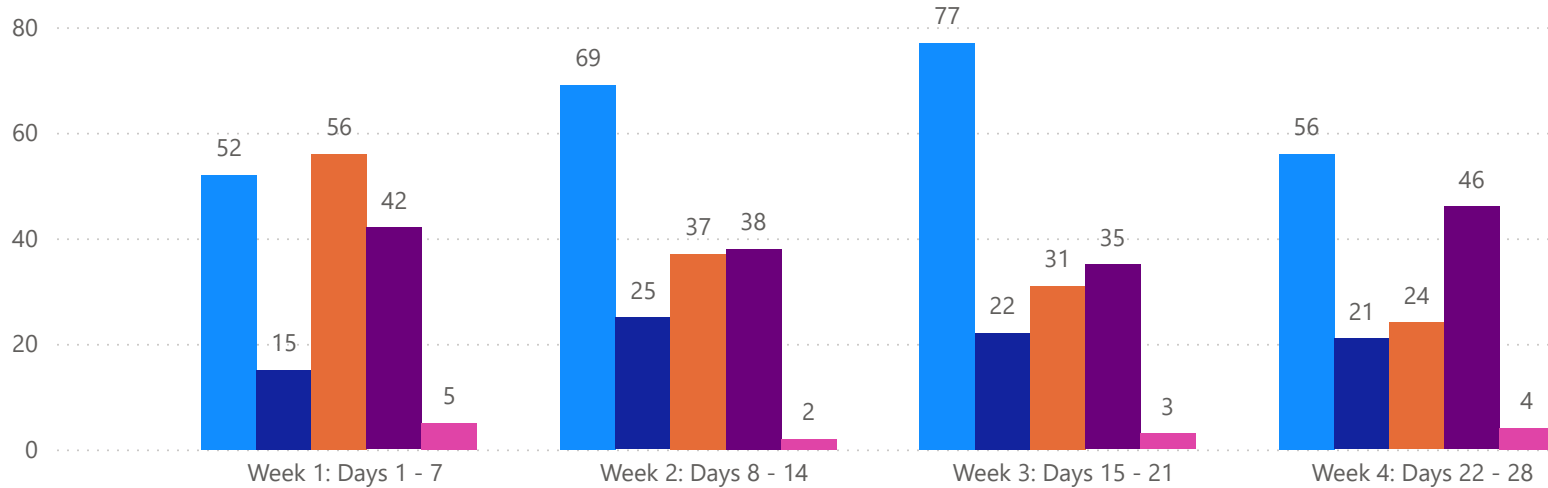


# 4 WEEK REAL ESTATE MARKET REPORT

## MANATEE COUNTY - CONDO

### 5/21/2026

MLS Status ● Active ● Canceled ● Pending ● Sold ● Temporarily Off-Market



### TOTALS

MLS Status	4 Week Total
Active	254
Canceled	83
Pending	148
Sold	161
Temporarily Off-Market	14

### DAILY MARKET CHANGE

Category	Sum of Manatee
Back on the Market	2
New Listings	8
Price Decrease	14
Price Increase	1

\*Back on Market can be from these sources - Pending, Temp Off Market, Cancelled and Expired Listing)

### 7 DAY SOLD COMPARISON

Closed Prior Year	Volume	Count
Thursday, May 21, 2026	\$1,930,000	3
Wednesday, May 20, 2026	\$1,271,000	8
Tuesday, May 19, 2026	\$1,460,000	3
Monday, May 18, 2026	\$2,033,000	7
Friday, May 15, 2026	\$7,417,900	21
<b>Total</b>	<b>\$14,111,900</b>	<b>42</b>

Closed Prior Year	Volume	Count
Tuesday, May 20, 2025	\$1,041,000	2
Monday, May 19, 2025	\$2,349,500	5
Friday, May 16, 2025	\$3,718,000	8
Thursday, May 15, 2025	\$4,673,500	11
Wednesday, May 14, 2025	\$1,926,000	6
<b>Total</b>	<b>\$13,708,000</b>	<b>32</b>

