



4 WEEK REAL ESTATE MARKET REPORT

Monday, May 25, 2026

As of: Tuesday, May 26, 2026

- 1 Report Breakdown
- 2 Cumulative Tampa Bay Report - Single Family Home
- 3 Cumulative Tampa Bay Report - Condominium
- 4 Pinellas County - Single Family Home
- 5 Pinellas County - Condominium
- 6 Pasco County - Single Family Home
- 7 Pasco County - Condominium
- 8 Hillsborough County - Single Family Home
- 9 Hillsborough County - Condominium
- 10 Sarasota County - Single Family Home
- 11 Sarasota County - Condominium
- 12 Manatee County - Single Family Home
- 13 Manatee County - Condominium

4 WEEK REAL ESTATE MARKET REPORT

REPORT BREAKDOWN

Monday, May 25, 2026

as of: 5/26/2026

Day 1	Monday, May 25, 2026
Day 2	Sunday, May 24, 2026
Day 3	Saturday, May 23, 2026
Day 4	Friday, May 22, 2026
Day 5	Thursday, May 21, 2026
Day 6	Tuesday, May 26, 2026
Day 7	Monday, May 25, 2026
Day 8	Sunday, May 24, 2026
Day 9	Saturday, May 23, 2026
Day 10	Friday, May 22, 2026
Day 11	Thursday, May 21, 2026
Day 12	Wednesday, May 20, 2026
Day 13	Tuesday, May 19, 2026
Day 14	Monday, May 18, 2026
Day 15	Sunday, May 17, 2026
Day 16	Saturday, May 16, 2026
Day 17	Friday, May 15, 2026
Day 18	Thursday, May 14, 2026
Day 19	Wednesday, May 13, 2026
Day 20	Tuesday, May 12, 2026
Day 21	Monday, May 11, 2026
Day 22	Sunday, May 10, 2026
Day 23	Saturday, May 9, 2026
Day 24	Friday, May 8, 2026
Day 25	Thursday, May 7, 2026
Day 26	Wednesday, May 6, 2026
Day 27	Tuesday, May 5, 2026
Day 28	Monday, May 4, 2026

REPORT BREAKDOWN

GRAPH:

Active - Newly listed during the date range

Pending - Status changed to 'pending' during the date range

Sold - Closed during the date range

Canceled - Canceled during the date range

Temp off Market - Status changed to 'temp' off market' during the date range

The date ranges are not cumulative.

Day 1: Monday, May 25, 2026

Day 28: Monday, May 4, 2026

TOTALS:

4 Weeks: The summation of each date range (Day 1 - Day 28)

Market Changes

Day 1's New Listings, Price Increase, Price Decreases and Back on Market

Manatee County - Single Family Home

7 Day Sold Comparison

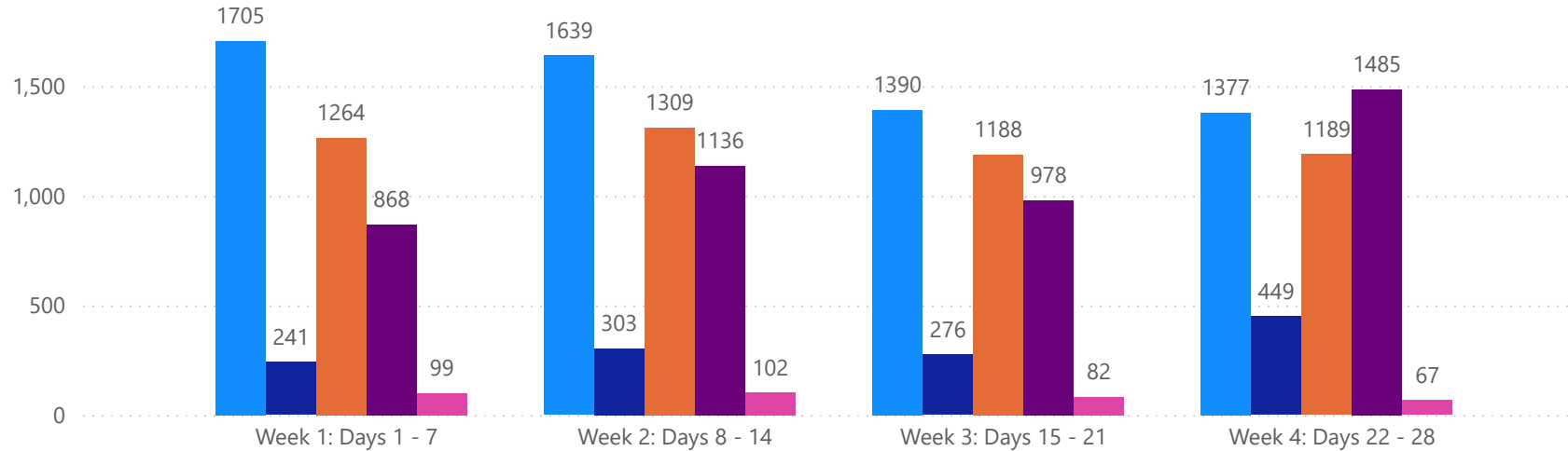
Compares the sold amount and volume in the last 7 days against the same timeframe in the prior year and days 8 - days 14.

4 WEEK REAL ESTATE MARKET REPORT

TAMPA BAY - SINGLE FAMILY HOME

5/25/2026

MLS Status ● Active ● Canceled ● Pending ● Sold ● Temporarily Off-Market



All data is current as of today, though some MLS statuses may have changed from prior days.

TOTALS

MLS Status	4 Week Total
Active	6111
Canceled	1269
Pending	4950
Sold	4467
Temporarily Off-Market	350

DAILY MARKET CHANGE

Category	Sum of Total
Back on the Market	22
New Listings	57
Price Decrease	108
Price Increase	8

*Back on Market can be from these sources - Pending, Temp Off Market, Cancelled and Expired Listing)

7 DAY SOLD COMPARISON

Closed Prior Year	Volume	Count
Monday, May 25, 2026	\$1,390,270	1
Saturday, May 23, 2026	\$3,720,157	5
Friday, May 22, 2026	\$147,930,213	235
Thursday, May 21, 2026	\$127,915,549	228
Wednesday, May 20, 2026	\$139,064,914	233
Tuesday, May 19, 2026	\$100,125,489	166
Total	\$520,146,592	868

Closed Prior Year	Volume	Count
Saturday, May 24, 2025	\$9,918,738	15
Friday, May 23, 2025	\$195,344,986	343
Thursday, May 22, 2025	\$102,988,416	160
Wednesday, May 21, 2025	\$70,856,512	147
Tuesday, May 20, 2025	\$106,167,027	168
Monday, May 19, 2025	\$102,907,119	189
Sunday, May 18, 2025	\$4,442,000	7
Total	\$592,624,798	1029

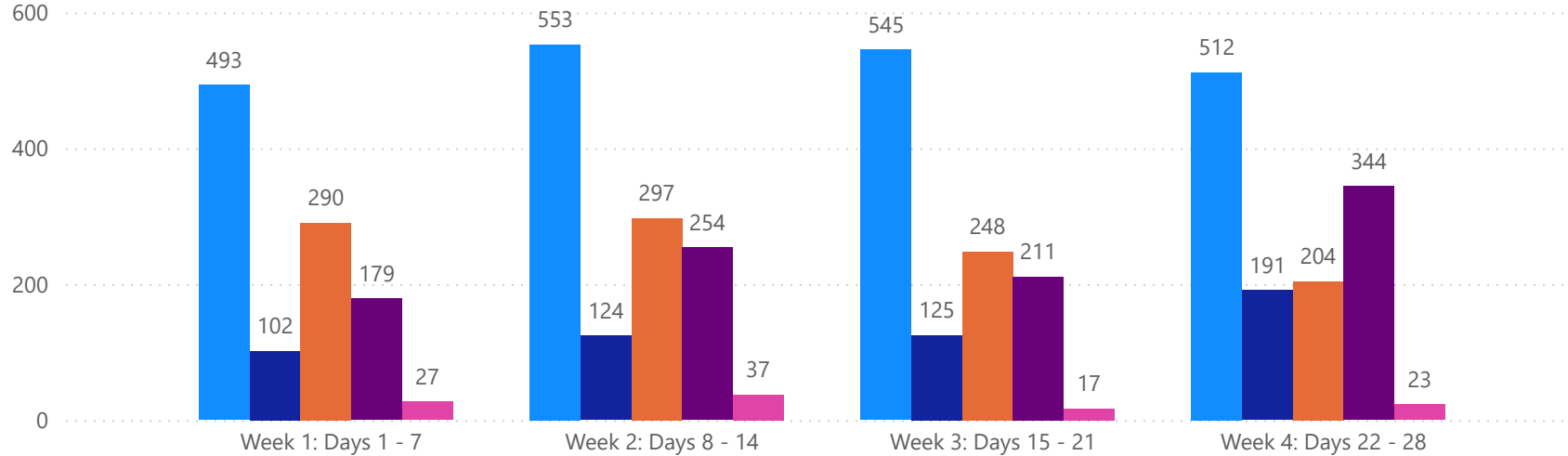


4 WEEK REAL ESTATE MARKET REPORT

TAMPA BAY - CONDO

5/25/2026

MLS Status ● Active ● Canceled ● Pending ● Sold ● Temporarily Off-Market



All data is current as of today, though some MLS statuses may have changed from prior days.

TOTALS

MLS Status	4 Week Total
Active	2103
Canceled	542
Pending	1039
Sold	988
Temporarily Off-Market	104

DAILY MARKET CHANGE

Category	Sum of Total
Back on the Market	3
New Listings	28
Price Decrease	40
Price Increase	1

*Back on Market can be from these sources - Pending, Temp Off Market, Cancelled and Expired Listing)

7 DAY SOLD COMPARISON

Closed Prior Year	Volume	Count
Monday, May 25, 2026	\$61,500	1
Saturday, May 23, 2026	\$72,000	1
Friday, May 22, 2026	\$20,651,700	63
Thursday, May 21, 2026	\$15,182,000	43
Wednesday, May 20, 2026	\$11,911,400	39
Tuesday, May 19, 2026	\$18,914,900	32
Total	\$66,793,500	179

Closed Prior Year	Volume	Count
Saturday, May 24, 2025	\$429,500	2
Friday, May 23, 2025	\$22,633,657	50
Thursday, May 22, 2025	\$12,251,950	41
Wednesday, May 21, 2025	\$10,417,900	33
Tuesday, May 20, 2025	\$11,340,650	28
Monday, May 19, 2025	\$16,700,550	39
Total	\$73,774,207	193

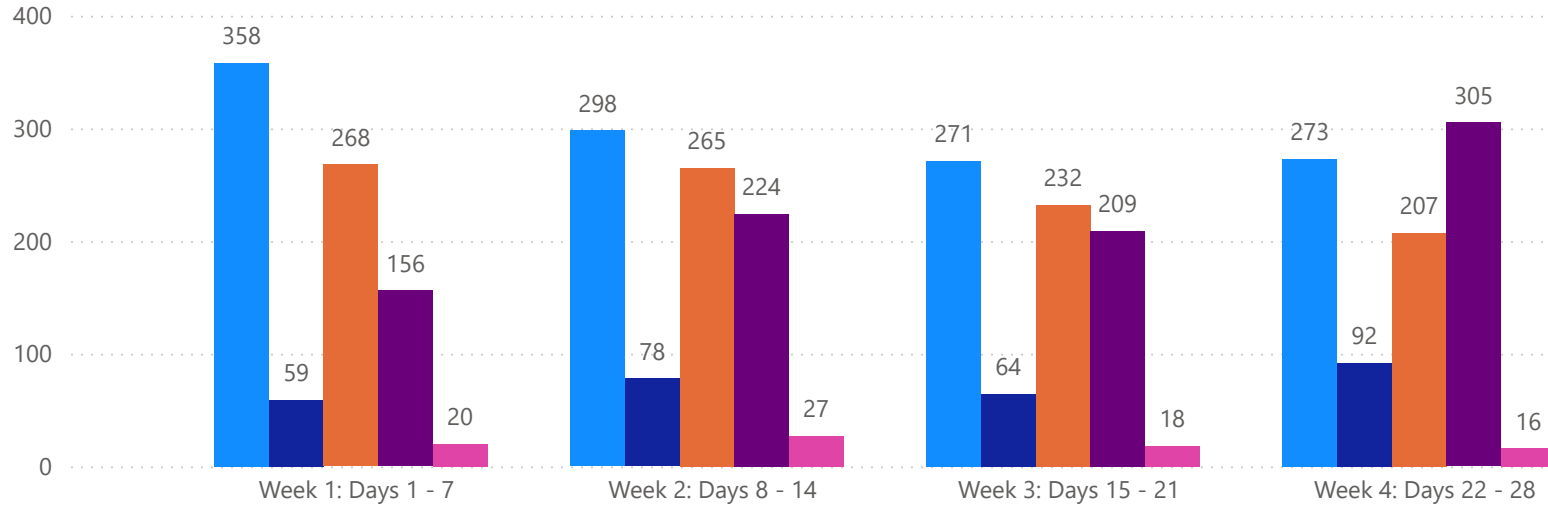


4 WEEK REAL ESTATE MARKET REPORT

PINELLAS COUNTY - SINGLE FAMILY HOME

5/25/2026

MLS Status ● Active ● Canceled ● Pending ● Sold ● Temporarily Off-Market



All data is current as of today, though some MLS statuses may have changed from prior days.

TOTALS

MLS Status	4 Week Total
Active	1200
Canceled	293
Pending	972
Sold	894
Temporarily Off-Market	81

DAILY MARKET CHANGE

Category	Sum of Pinellas
Back on the Market	3
New Listings	26
Price Decrease	22
Price Increase	3

*Back on Market can be from these sources - Pending, Temp Off Market, Cancelled and Expired Listing)

7 DAY SOLD COMPARISON

Closed Prior Year	Volume	Count
Friday, May 22, 2026	\$36,474,178	55
Thursday, May 21, 2026	\$28,913,888	39
Wednesday, May 20, 2026	\$21,560,400	33
Tuesday, May 19, 2026	\$19,442,216	29
Total	\$106,390,682	156

Closed Prior Year	Volume	Count
Saturday, May 24, 2025	\$3,268,000	4
Friday, May 23, 2025	\$37,122,420	60
Thursday, May 22, 2025	\$21,491,300	33
Wednesday, May 21, 2025	\$15,421,250	29
Tuesday, May 20, 2025	\$21,474,999	30
Monday, May 19, 2025	\$28,541,575	43
Total	\$127,319,544	199

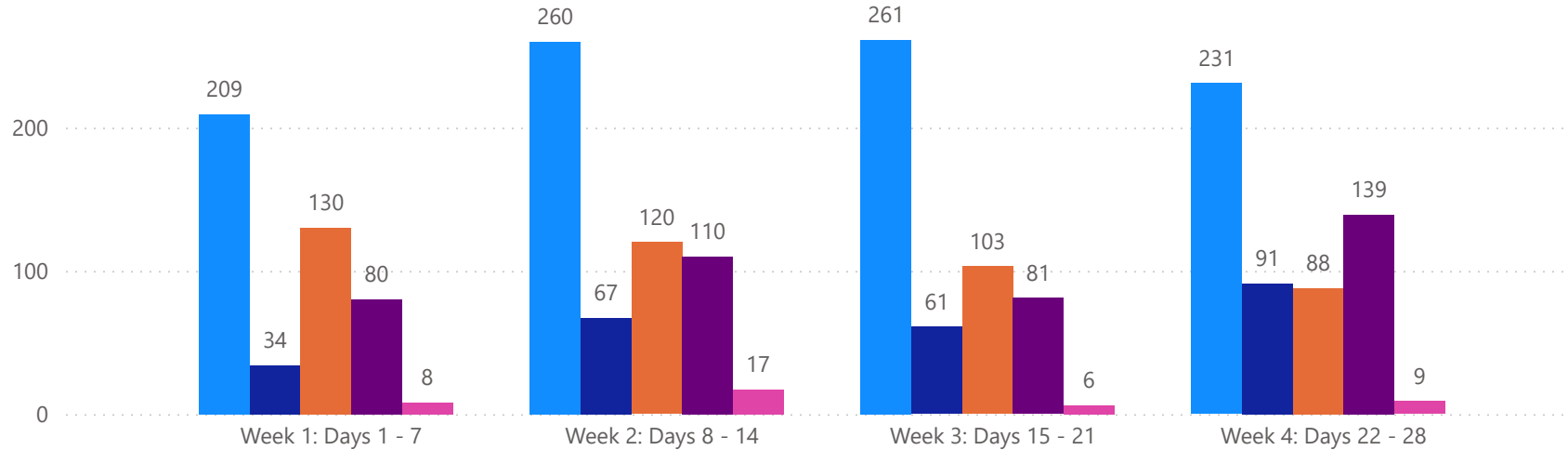


4 WEEK REAL ESTATE MARKET REPORT

PINELLAS COUNTY - CONDO

5/25/2026

MLS Status ● Active ● Canceled ● Pending ● Sold ● Temporarily Off-Market



All data is current as of today, though some MLS statuses may have changed from prior days.

TOTALS

MLS Status	4 Week Total
Active	961
Canceled	253
Pending	441
Sold	410
Temporarily Off-Market	40

DAILY MARKET CHANGE

Category	Sum of Pinellas
Back on the Market	1
New Listings	5
Price Decrease	23
Price Increase	0

*Back on Market can be from these sources - Pending, Temp Off Market, Cancelled and Expired Listing)

7 DAY SOLD COMPARISON

Closed Prior Year	Volume	Count
Saturday, May 23, 2026	\$72,000	1
Friday, May 22, 2026	\$7,174,700	28
Thursday, May 21, 2026	\$7,244,500	19
Wednesday, May 20, 2026	\$4,615,000	13
Tuesday, May 19, 2026	\$14,633,900	19
Total	\$33,740,100	80

Closed Prior Year	Volume	Count
Saturday, May 24, 2025	\$429,500	2
Friday, May 23, 2025	\$8,341,657	20
Thursday, May 22, 2025	\$6,859,650	23
Wednesday, May 21, 2025	\$2,942,000	13
Tuesday, May 20, 2025	\$3,941,000	13
Monday, May 19, 2025	\$6,782,150	15
Total	\$29,295,957	86

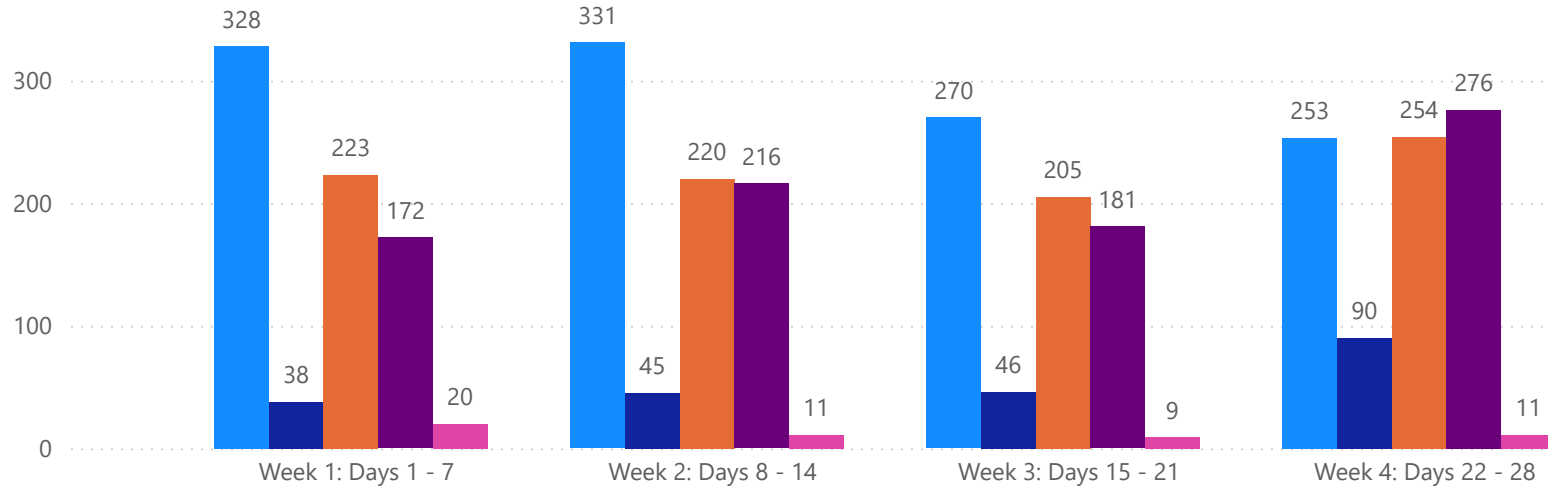


4 WEEK REAL ESTATE MARKET REPORT

PASCO COUNTY - SINGLE FAMILY HOME

5/25/2026

MLS Status ● Active ● Canceled ● Pending ● Sold ● Temporarily Off-Market



All data is current as of today, though some MLS statuses may have changed from prior days.

TOTALS

MLS Status	4 Week Total
Active	1182
Canceled	219
Pending	902
Sold	845
Temporarily Off-Market	51

DAILY MARKET CHANGE

Category	Sum of Pasco
Back on the Market	4
New Listings	27
Price Decrease	15
Price Increase	2

*Back on Market can be from these sources - Pending, Temp Off Market, Cancelled and Expired Listing)

7 DAY SOLD COMPARISON

Closed Prior Year	Volume	Count
Saturday, May 23, 2026	\$1,438,990	3
Friday, May 22, 2026	\$19,411,659	45
Thursday, May 21, 2026	\$21,148,632	49
Wednesday, May 20, 2026	\$18,670,123	43
Tuesday, May 19, 2026	\$14,372,770	32
Total	\$75,042,174	172

Closed Prior Year	Volume	Count
Saturday, May 24, 2025	\$1,037,750	3
Friday, May 23, 2025	\$26,782,648	63
Thursday, May 22, 2025	\$11,119,889	27
Wednesday, May 21, 2025	\$12,185,883	33
Tuesday, May 20, 2025	\$13,573,324	35
Monday, May 19, 2025	\$20,318,389	45
Total	\$85,017,883	206

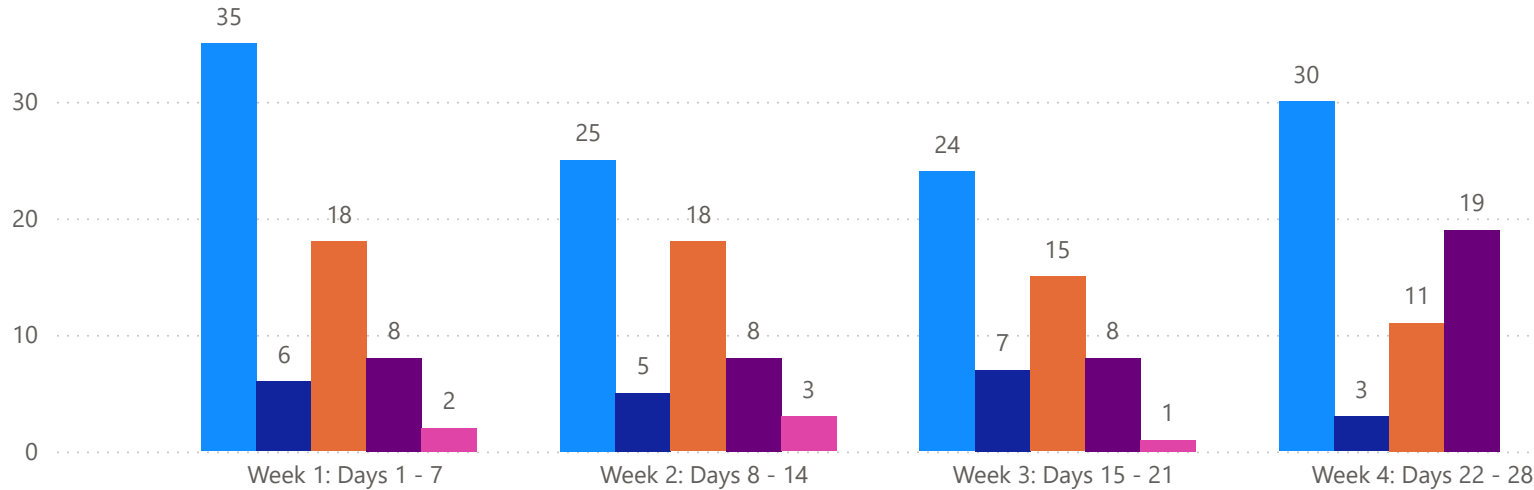


4 WEEK REAL ESTATE MARKET REPORT

PASCO COUNTY - CONDO

5/25/2026

MLS Status ● Active ● Canceled ● Pending ● Sold ● Temporarily Off-Market



All data is current as of today, though some MLS statuses may have changed from prior days.

TOTALS

MLS Status	4 Week Total
Active	114
Canceled	21
Pending	62
Sold	43
Temporarily Off-Market	6

DAILY MARKET CHANGE

Category	Sum of Pasco
Back on the Market	0
New Listings	0
Price Decrease	3
Price Increase	0

*Back on Market can be from these sources - Pending, Temp Off Market, Cancelled and Expired Listing)

7 DAY SOLD COMPARISON

Closed Prior Year	Volume	Count
Friday, May 22, 2026	\$90,000	1
Thursday, May 21, 2026	\$366,500	3
Wednesday, May 20, 2026	\$219,900	2
Tuesday, May 19, 2026	\$305,000	2
Total	\$981,400	8

Closed Prior Year	Volume	Count
Friday, May 23, 2025	\$634,000	4
Thursday, May 22, 2025	\$680,000	2
Wednesday, May 21, 2025	\$235,900	2
Tuesday, May 20, 2025	\$670,750	5
Monday, May 19, 2025	\$250,000	1
Total	\$2,470,650	14

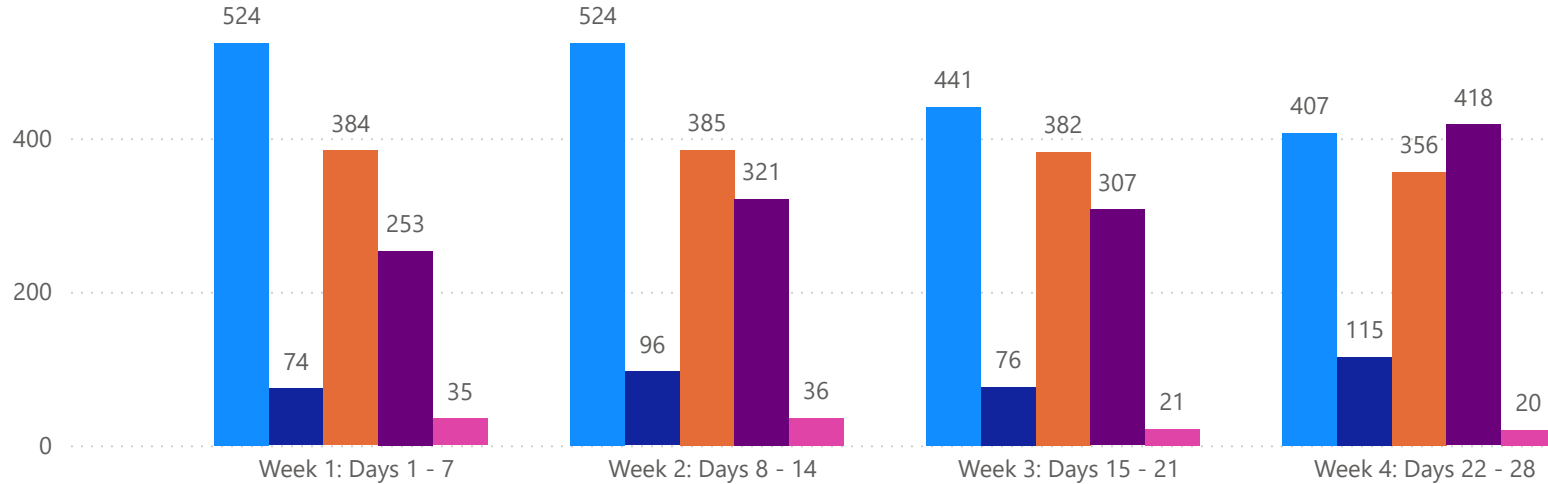


4 WEEK REAL ESTATE MARKET REPORT

HILLSBOROUGH COUNTY - SINGLE FAMILY HOME

5/25/2026

MLS Status ● Active ● Canceled ● Pending ● Sold ● Temporarily Off-Market



All data is current as of today, though some MLS statuses may have changed from prior days.

TOTALS

MLS Status	4 Week Total
Active	1896
Canceled	361
Pending	1507
Sold	1299
Temporarily Off-Market	112

DAILY MARKET CHANGE

Category	Sum of Hillsborough	*Back on Market can be from these sources - Pending, Temp Off Market, Cancelled and Expired Listing)
Back on the Market	7	
New Listings	22	
Price Decrease	24	
Price Increase	2	

7 DAY SOLD COMPARISON

Closed Prior Year	Volume	Count	Closed Prior Year	Volume	Count
Monday, May 25, 2026	\$1,390,270	1	Saturday, May 24, 2025	\$3,713,988	7
Friday, May 22, 2026	\$36,267,909	57	Friday, May 23, 2025	\$53,416,509	104
Thursday, May 21, 2026	\$33,040,470	66	Thursday, May 22, 2025	\$20,582,100	38
Wednesday, May 20, 2026	\$38,173,084	75	Wednesday, May 21, 2025	\$23,639,910	50
Tuesday, May 19, 2026	\$31,359,749	54	Tuesday, May 20, 2025	\$29,557,600	45
Total	\$140,231,482	253	Monday, May 19, 2025	\$28,612,089	56
			Sunday, May 18, 2025	\$4,442,000	7
			Total	\$163,964,196	307

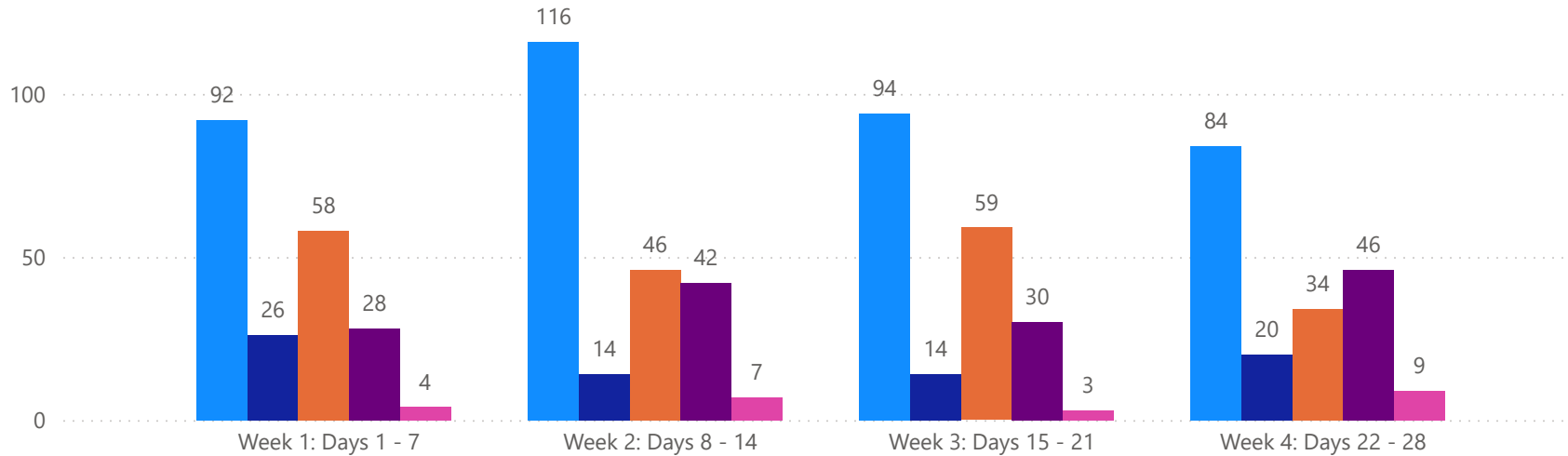


4 WEEK REAL ESTATE MARKET REPORT

HILLSBOROUGH COUNTY - CONDO

5/25/2026

MLS Status ● Active ● Canceled ● Pending ● Sold ● Temporarily Off-Market



All data is current as of today, though some MLS statuses may have changed from prior days.

TOTALS

MLS Status	4 Week Total
Active	386
Canceled	74
Pending	197
Sold	146
Temporarily Off-Market	23

DAILY MARKET CHANGE

Category	Sum of Hillsborough	*Back on Market can be from these sources - Pending, Temp Off Market, Cancelled and Expired Listing)
Back on the Market	0	
New Listings	2	
Price Decrease	10	
Price Increase	0	

7 DAY SOLD COMPARISON

Closed Prior Year	Volume	Count	Closed Prior Year	Volume	Count
Friday, May 22, 2026	\$4,235,500	14	Friday, May 23, 2025	\$4,287,750	8
Thursday, May 21, 2026	\$747,000	3	Thursday, May 22, 2025	\$503,400	3
Wednesday, May 20, 2026	\$2,096,500	7	Wednesday, May 21, 2025	\$2,165,000	5
Tuesday, May 19, 2026	\$1,861,000	4	Tuesday, May 20, 2025	\$402,900	2
Total	\$8,940,000	28	Monday, May 19, 2025	\$3,037,900	10
			Total	\$10,396,950	28

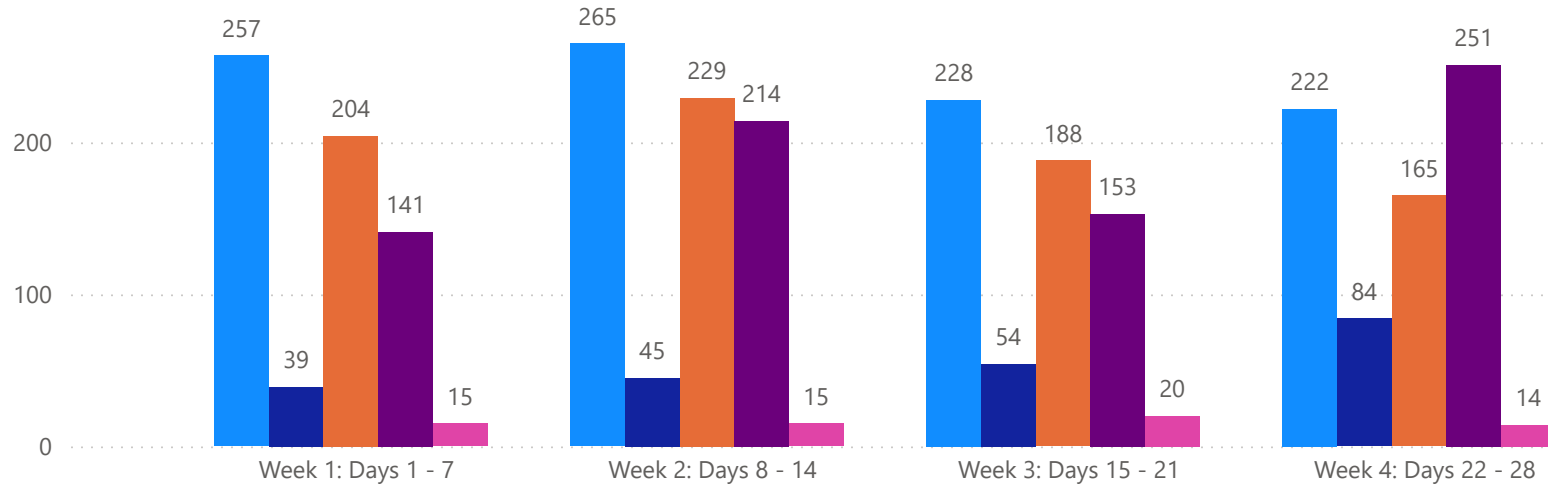


4 WEEK REAL ESTATE MARKET REPORT

SARASOTA COUNTY - SINGLE FAMILY HOME

5/25/2026

MLS Status ● Active ● Canceled ● Pending ● Sold ● Temporarily Off-Market



All data is current as of today, though some MLS statuses may have changed from prior days.

TOTALS

MLS Status	4 Week Total
Active	972
Canceled	222
Pending	786
Sold	759
Temporarily Off-Market	64

DAILY MARKET CHANGE

Category	Sum of Sarasota
Back on the Market	5
New Listings	9
Price Decrease	16
Price Increase	1

*Back on Market can be from these sources - Pending, Temp Off Market, Cancelled and Expired Listing)

7 DAY SOLD COMPARISON

Closed Prior Year	Volume	Count
Saturday, May 23, 2026	\$1,218,289	1
Friday, May 22, 2026	\$26,137,327	41
Thursday, May 21, 2026	\$17,710,790	31
Wednesday, May 20, 2026	\$32,656,978	37
Tuesday, May 19, 2026	\$21,343,100	31
Total	\$99,066,484	141

Closed Prior Year	Volume	Count
Friday, May 23, 2025	\$42,791,986	64
Thursday, May 22, 2025	\$22,852,543	32
Wednesday, May 21, 2025	\$12,341,838	21
Tuesday, May 20, 2025	\$23,206,084	26
Monday, May 19, 2025	\$13,910,000	20
Total	\$115,102,451	163

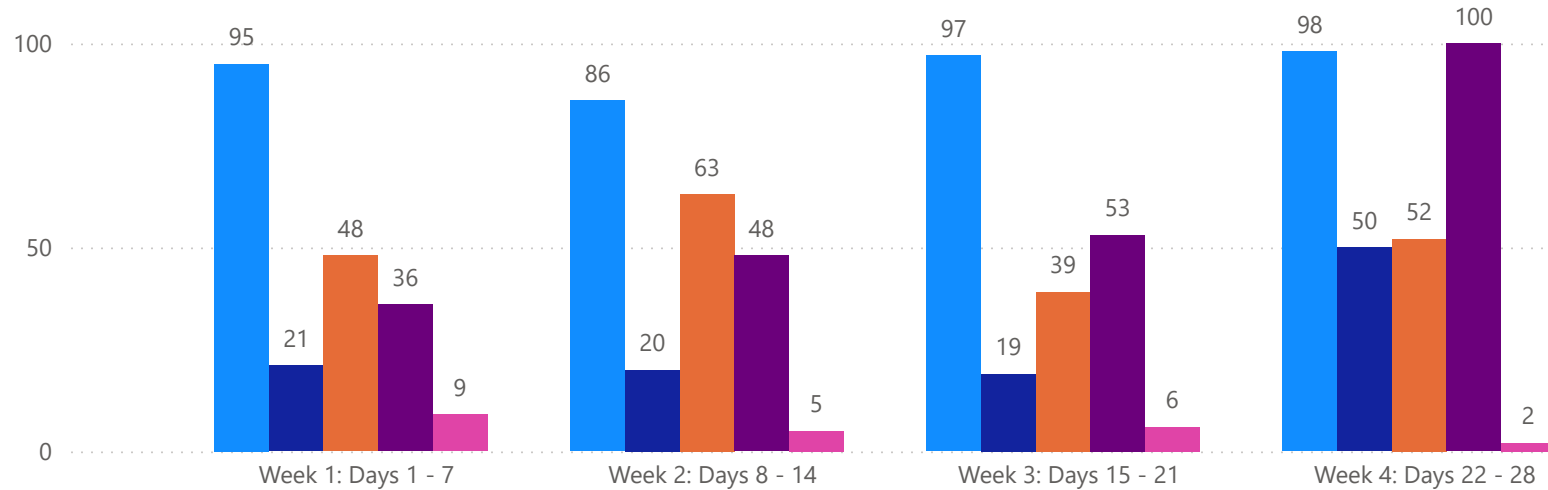


4 WEEK REAL ESTATE MARKET REPORT

SARASOTA COUNTY - CONDO

5/25/2026

MLS Status ● Active ● Canceled ● Pending ● Sold ● Temporarily Off-Market



All data is current as of today, though some MLS statuses may have changed from prior days.

TOTALS

MLS Status	4 Week Total
Active	376
Canceled	110
Pending	202
Sold	237
Temporarily Off-Market	22

DAILY MARKET CHANGE

Category	Sum of Sarasota
Back on the Market	1
New Listings	3
Price Decrease	6
Price Increase	1

*Back on Market can be from these sources - Pending, Temp Off Market, Cancelled and Expired Listing)

7 DAY SOLD COMPARISON

Closed Prior Year	Volume	Count
Friday, May 22, 2026	\$7,031,500	12
Thursday, May 21, 2026	\$3,727,000	13
Wednesday, May 20, 2026	\$2,905,000	7
Tuesday, May 19, 2026	\$655,000	4
Total	\$14,318,500	36

Closed Prior Year	Volume	Count
Friday, May 23, 2025	\$6,000,000	10
Thursday, May 22, 2025	\$2,165,000	6
Wednesday, May 21, 2025	\$2,445,000	8
Tuesday, May 20, 2025	\$5,285,000	6
Monday, May 19, 2025	\$4,281,000	8
Total	\$20,176,000	38

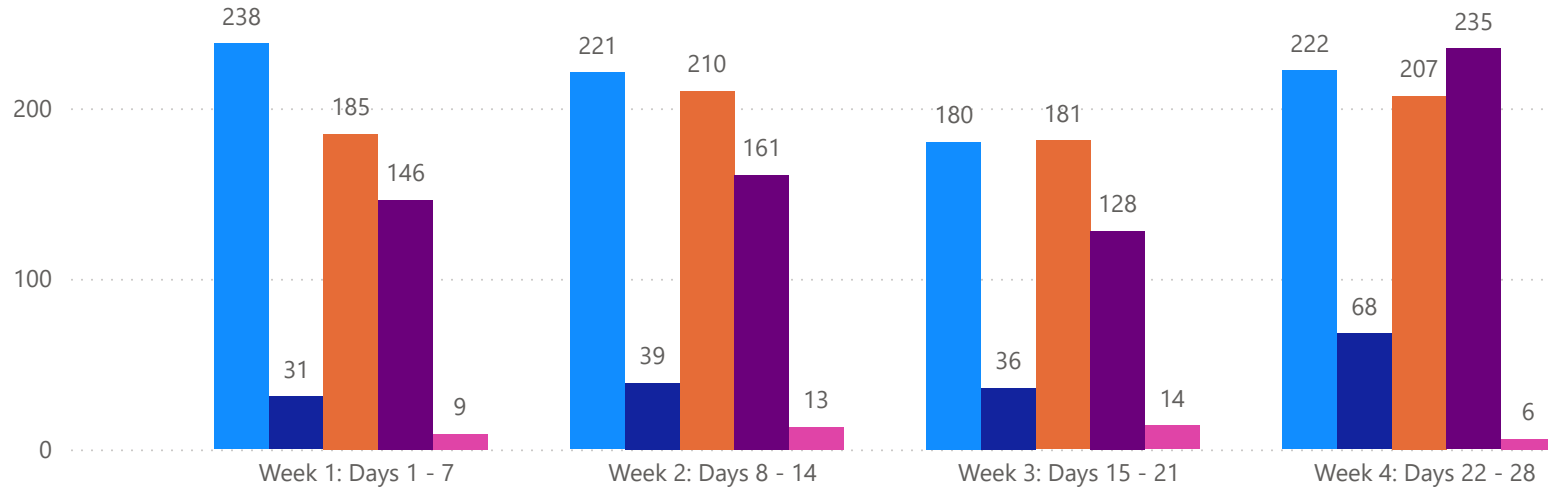


4 WEEK REAL ESTATE MARKET REPORT

MANATEE COUNTY - SINGLE FAMILY HOME

5/25/2026

MLS Status ● Active ● Canceled ● Pending ● Sold ● Temporarily Off-Market



All data is current as of today, though some MLS statuses may have changed from prior days.

TOTALS

MLS Status	4 Week Total
Active	861
Canceled	174
Pending	783
Sold	670
Temporarily Off-Market	42

DAILY MARKET CHANGE

Category	Sum of Manatee
Back on the Market	2
New Listings	7
Price Decrease	16
Price Increase	2

*Back on Market can be from these sources - Pending, Temp Off Market, Cancelled and Expired Listing)

7 DAY SOLD COMPARISON

Closed Prior Year	Volume	Count
Saturday, May 23, 2026	\$1,062,878	1
Friday, May 22, 2026	\$29,639,140	37
Thursday, May 21, 2026	\$27,101,769	43
Wednesday, May 20, 2026	\$28,004,329	45
Tuesday, May 19, 2026	\$13,607,654	20
Total	\$99,415,770	146

Closed Prior Year	Volume	Count
Saturday, May 24, 2025	\$1,899,000	1
Friday, May 23, 2025	\$35,231,423	52
Thursday, May 22, 2025	\$26,942,584	30
Wednesday, May 21, 2025	\$7,267,631	14
Tuesday, May 20, 2025	\$18,355,020	32
Monday, May 19, 2025	\$11,525,066	25
Total	\$101,220,724	154

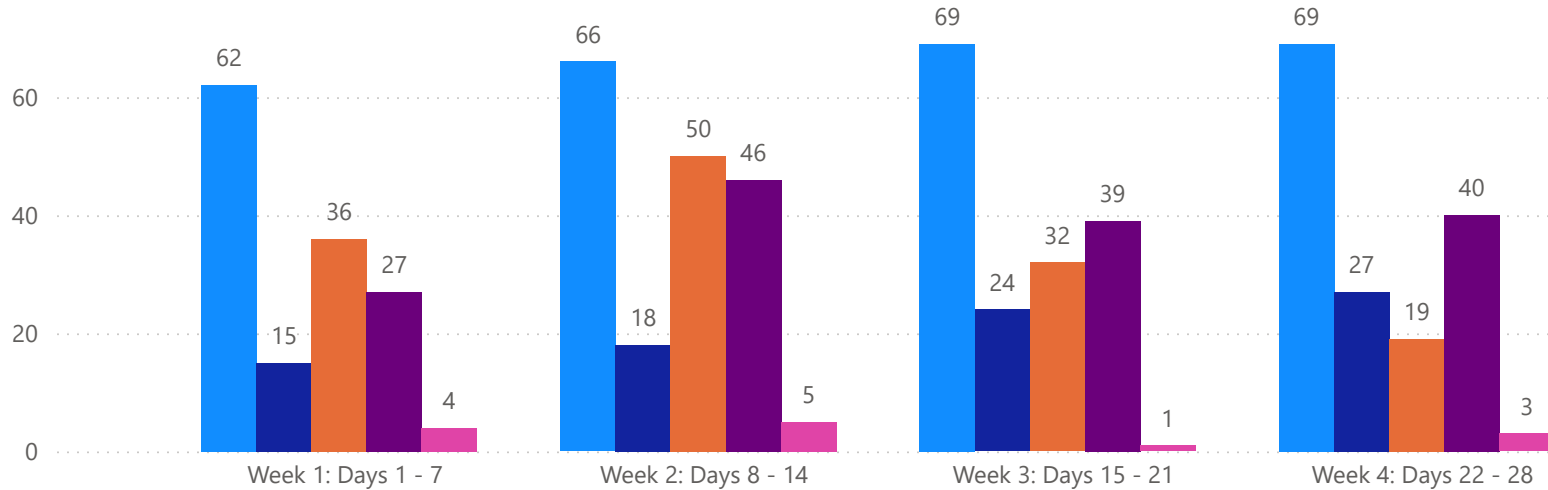


4 WEEK REAL ESTATE MARKET REPORT

MANATEE COUNTY - CONDO

5/25/2026

MLS Status ● Active ● Canceled ● Pending ● Sold ● Temporarily Off-Market



TOTALS

MLS Status	4 Week Total
Active	266
Canceled	84
Pending	137
Sold	152
Temporarily Off-Market	13

DAILY MARKET CHANGE

Category	Sum of Manatee
Back on the Market	0
New Listings	5
Price Decrease	4
Price Increase	0

*Back on Market can be from these sources - Pending, Temp Off Market, Cancelled and Expired Listing)

7 DAY SOLD COMPARISON

Closed Prior Year	Volume	Count
Monday, May 25, 2026	\$61,500	1
Friday, May 22, 2026	\$2,120,000	8
Thursday, May 21, 2026	\$3,097,000	5
Wednesday, May 20, 2026	\$2,075,000	10
Tuesday, May 19, 2026	\$1,460,000	3
Total	\$8,813,500	27

Closed Prior Year	Volume	Count
Friday, May 23, 2025	\$3,370,250	8
Thursday, May 22, 2025	\$2,043,900	7
Wednesday, May 21, 2025	\$2,630,000	5
Tuesday, May 20, 2025	\$1,041,000	2
Monday, May 19, 2025	\$2,349,500	5
Total	\$11,434,650	27

