

# SUNCOAST TAMPA ASSOCIATION OF REALTORS®

## 4 WEEK REAL ESTATE MARKET REPORT

Tuesday, May 26, 2026

*As of: Wednesday, May 27, 2026*

- 1 Report Breakdown
- 2 Cumulative Tampa Bay Report - Single Family Home
- 3 Cumulative Tampa Bay Report - Condominium
- 4 Pinellas County - Single Family Home
- 5 Pinellas County - Condominium
- 6 Pasco County - Single Family Home
- 7 Pasco County - Condominium
- 8 Hillsborough County - Single Family Home
- 9 Hillsborough County - Condominium
- 10 Sarasota County - Single Family Home
- 11 Sarasota County - Condominium
- 12 Manatee County - Single Family Home
- 13 Manatee County - Condominium

# 4 WEEK REAL ESTATE MARKET REPORT

## REPORT BREAKDOWN

Tuesday, May 26, 2026

as of: 5/27/2026

Day 1	Tuesday, May 26, 2026
Day 2	Monday, May 25, 2026
Day 3	Sunday, May 24, 2026
Day 4	Saturday, May 23, 2026
Day 5	Friday, May 22, 2026
Day 6	Wednesday, May 27, 2026
Day 7	Tuesday, May 26, 2026
Day 8	Monday, May 25, 2026
Day 9	Sunday, May 24, 2026
Day 10	Saturday, May 23, 2026
Day 11	Friday, May 22, 2026
Day 12	Thursday, May 21, 2026
Day 13	Wednesday, May 20, 2026
Day 14	Tuesday, May 19, 2026
Day 15	Monday, May 18, 2026
Day 16	Sunday, May 17, 2026
Day 17	Saturday, May 16, 2026
Day 18	Friday, May 15, 2026
Day 19	Thursday, May 14, 2026
Day 20	Wednesday, May 13, 2026
Day 21	Tuesday, May 12, 2026
Day 22	Monday, May 11, 2026
Day 23	Sunday, May 10, 2026
Day 24	Saturday, May 9, 2026
Day 25	Friday, May 8, 2026
Day 26	Thursday, May 7, 2026
Day 27	Wednesday, May 6, 2026
Day 28	Tuesday, May 5, 2026

### REPORT BREAKDOWN

#### GRAPH:

Active - Newly listed during the date range

Pending - Status changed to 'pending' during the date range

Sold - Closed during the date range

Canceled - Canceled during the date range

Temp off Market - Status changed to 'temp' off market' during the date range

The date ranges are not cumulative.

Day 1: Tuesday, May 26, 2026

Day 28: Tuesday, May 5, 2026

#### TOTALS:

4 Weeks: The summation of each date range (Day 1 - Day 28)

#### Market Changes

Day 1's New Listings, Price Increase, Price Decreases and Back on Market

Manatee County - Single Family Home

#### 7 Day Sold Comparison

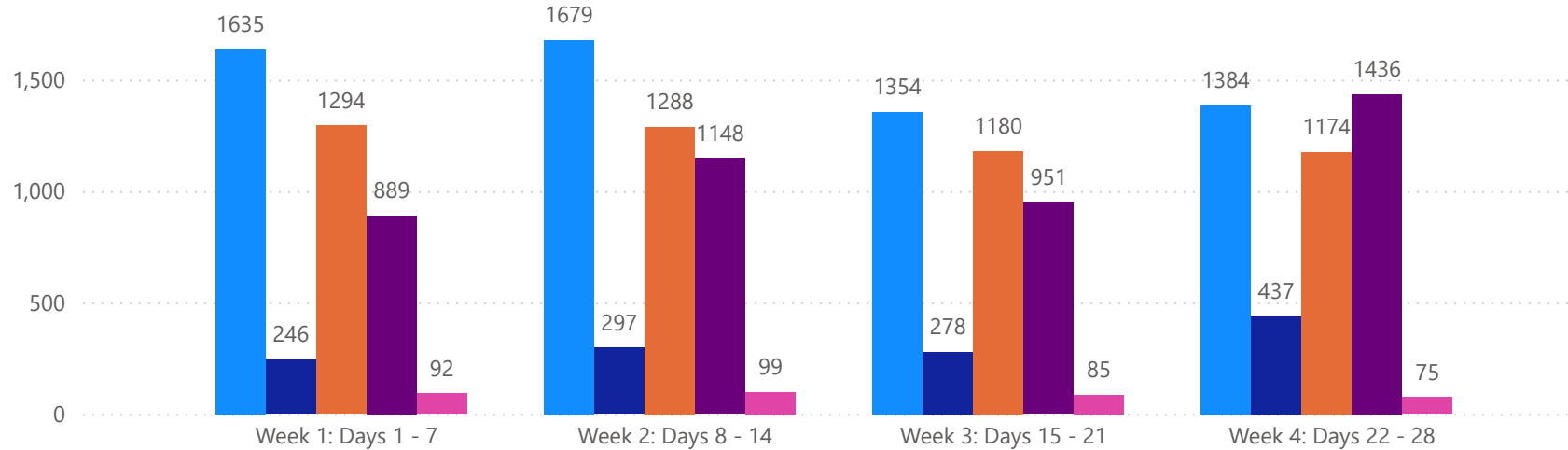
Compares the sold amount and volume in the last 7 days against the same timeframe in the prior year and days 8 - days 14.

# 4 WEEK REAL ESTATE MARKET REPORT

## TAMPA BAY - SINGLE FAMILY HOME

### 5/26/2026

MLS Status ● Active ● Canceled ● Pending ● Sold ● Temporarily Off-Market



All data is current as of today, though some MLS statuses may have changed from prior days.

### TOTALS

MLS Status	4 Week Total
Active	6052
Canceled	1258
Pending	4936
Sold	4424
Temporarily Off-Market	351

### DAILY MARKET CHANGE

Category	Sum of Total
Back on the Market	22
New Listings	57
Price Decrease	108
Price Increase	8

\*Back on Market can be from these sources - Pending, Temp Off Market, Cancelled and Expired Listing)

### 7 DAY SOLD COMPARISON

Closed Prior Year	Volume	Count
Tuesday, May 26, 2026	\$53,356,954	106
Monday, May 25, 2026	\$1,790,270	2
Saturday, May 23, 2026	\$5,647,947	9
Friday, May 22, 2026	\$187,037,804	310
Thursday, May 21, 2026	\$127,915,549	228
Wednesday, May 20, 2026	\$139,764,914	234
<b>Total</b>	<b>\$515,513,438</b>	<b>889</b>

Closed Prior Year	Volume	Count
Sunday, May 25, 2025	\$4,092,006	9
Saturday, May 24, 2025	\$9,918,738	15
Friday, May 23, 2025	\$195,344,986	343
Thursday, May 22, 2025	\$102,988,416	160
Wednesday, May 21, 2025	\$70,856,512	147
Tuesday, May 20, 2025	\$106,167,027	168
Monday, May 19, 2025	\$102,907,119	189
<b>Total</b>	<b>\$592,274,804</b>	<b>1031</b>

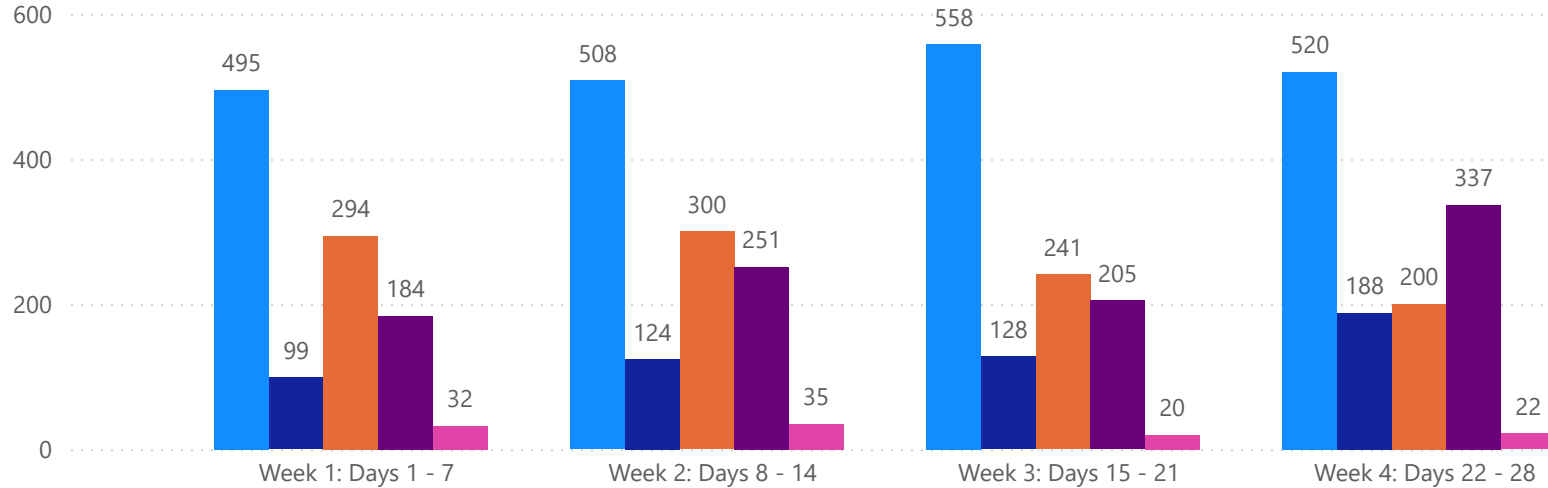


# 4 WEEK REAL ESTATE MARKET REPORT

## TAMPA BAY - CONDO

### 5/26/2026

MLS Status ● Active ● Canceled ● Pending ● Sold ● Temporarily Off-Market



All data is current as of today, though some MLS statuses may have changed from prior days.

### TOTALS

MLS Status	4 Week Total
Active	2081
Canceled	539
Pending	1035
Sold	977
Temporarily Off-Market	109

### DAILY MARKET CHANGE

Category	Sum of Total
Back on the Market	3
New Listings	28
Price Decrease	40
Price Increase	1

\*Back on Market can be from these sources - Pending, Temp Off Market, Cancelled and Expired Listing)

### 7 DAY SOLD COMPARISON

Closed Prior Year	Volume	Count
Tuesday, May 26, 2026	\$16,606,900	21
Monday, May 25, 2026	\$386,500	2
Saturday, May 23, 2026	\$72,000	1
Friday, May 22, 2026	\$24,720,700	77
Thursday, May 21, 2026	\$18,561,417	44
Wednesday, May 20, 2026	\$11,911,400	39
<b>Total</b>	<b>\$72,258,917</b>	<b>184</b>

Closed Prior Year	Volume	Count
Sunday, May 25, 2025	\$120,000	1
Saturday, May 24, 2025	\$429,500	2
Friday, May 23, 2025	\$22,633,657	50
Thursday, May 22, 2025	\$12,251,950	41
Wednesday, May 21, 2025	\$10,417,900	33
Tuesday, May 20, 2025	\$11,340,650	28
Monday, May 19, 2025	\$16,700,550	39
<b>Total</b>	<b>\$73,894,207</b>	<b>194</b>

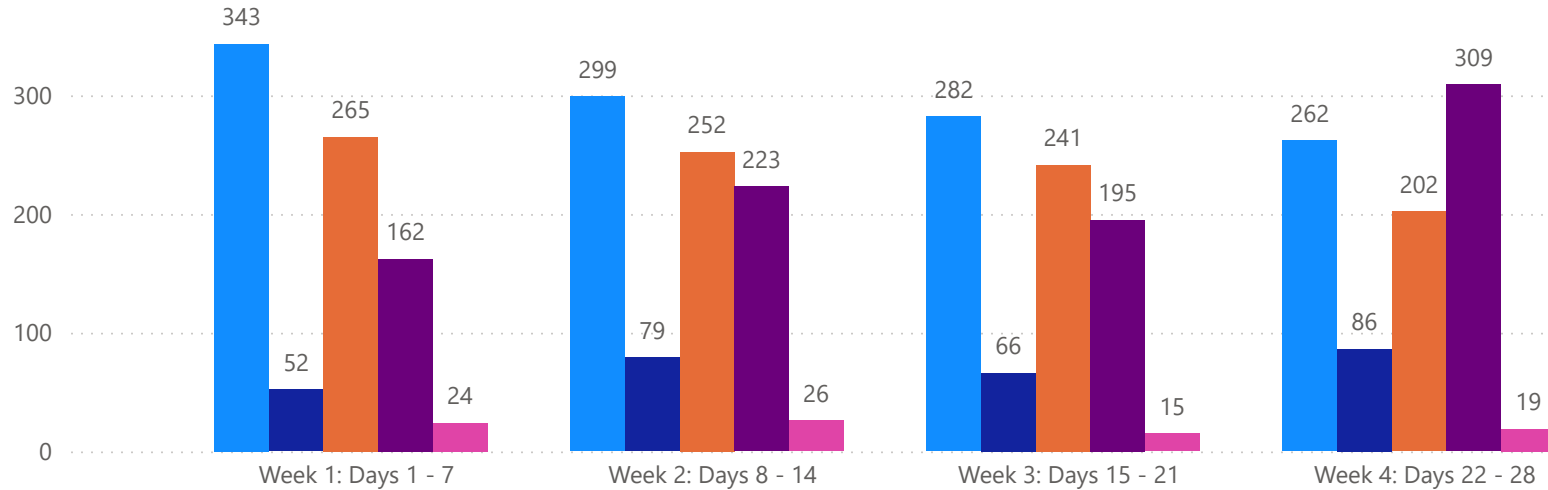


# 4 WEEK REAL ESTATE MARKET REPORT

## PINELLAS COUNTY - SINGLE FAMILY HOME

### 5/26/2026

MLS Status ● Active ● Canceled ● Pending ● Sold ● Temporarily Off-Market



All data is current as of today, though some MLS statuses may have changed from prior days.

### TOTALS

MLS Status	4 Week Total
Active	1186
Canceled	283
Pending	960
Sold	889
Temporarily Off-Market	84

### DAILY MARKET CHANGE

Category	Sum of Pinellas
Back on the Market	18
New Listings	22
Price Decrease	77
Price Increase	2

\*Back on Market can be from these sources - Pending, Temp Off Market, Cancelled and Expired Listing)

### 7 DAY SOLD COMPARISON

Closed Prior Year	Volume	Count
Tuesday, May 26, 2026	\$10,204,599	22
Friday, May 22, 2026	\$46,060,178	68
Thursday, May 21, 2026	\$28,913,888	39
Wednesday, May 20, 2026	\$21,560,400	33
<b>Total</b>	<b>\$106,739,065</b>	<b>162</b>

Closed Prior Year	Volume	Count
Saturday, May 24, 2025	\$3,268,000	4
Friday, May 23, 2025	\$37,122,420	60
Thursday, May 22, 2025	\$21,491,300	33
Wednesday, May 21, 2025	\$15,421,250	29
Tuesday, May 20, 2025	\$21,474,999	30
Monday, May 19, 2025	\$28,541,575	43
<b>Total</b>	<b>\$127,319,544</b>	<b>199</b>

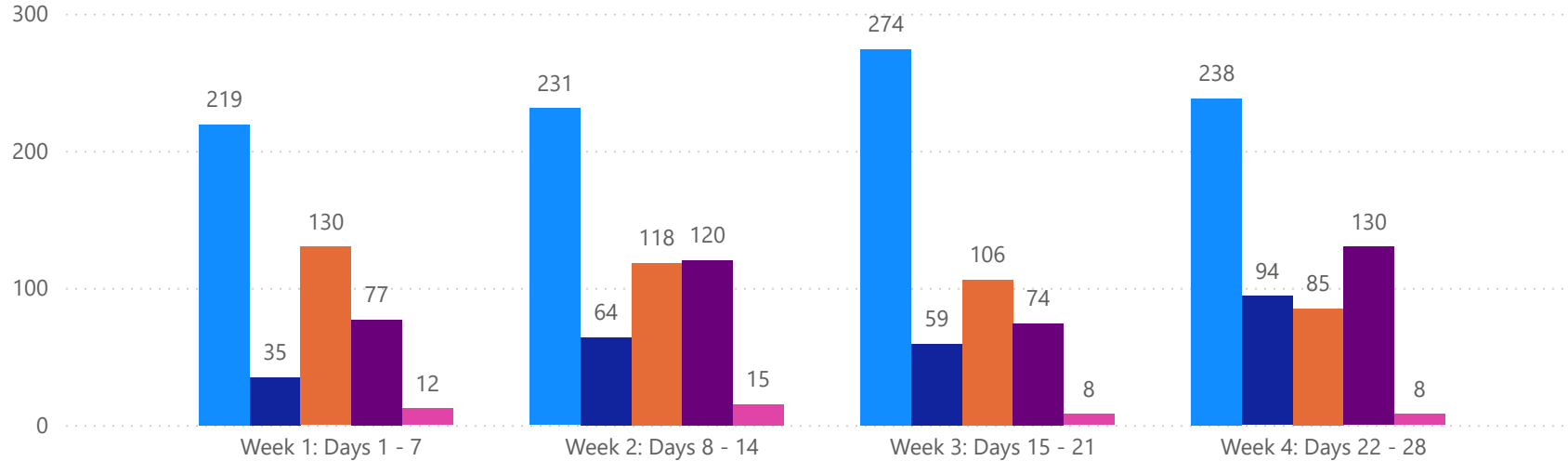


# 4 WEEK REAL ESTATE MARKET REPORT

## PINELLAS COUNTY - CONDO

### 5/26/2026

MLS Status ● Active ● Canceled ● Pending ● Sold ● Temporarily Off-Market



All data is current as of today, though some MLS statuses may have changed from prior days.

### TOTALS

MLS Status	4 Week Total
Active	962
Canceled	252
Pending	439
Sold	401
Temporarily Off-Market	43

### DAILY MARKET CHANGE

Category	Sum of Pinellas
Back on the Market	6
New Listings	21
Price Decrease	52
Price Increase	0

\*Back on Market can be from these sources - Pending, Temp Off Market, Cancelled and Expired Listing)

### 7 DAY SOLD COMPARISON

Closed Prior Year	Volume	Count
Tuesday, May 26, 2026	\$9,394,900	10
Monday, May 25, 2026	\$325,000	1
Saturday, May 23, 2026	\$72,000	1
Friday, May 22, 2026	\$8,848,700	33
Thursday, May 21, 2026	\$7,244,500	19
Wednesday, May 20, 2026	\$4,615,000	13
<b>Total</b>	<b>\$30,500,100</b>	<b>77</b>

Closed Prior Year	Volume	Count
Saturday, May 24, 2025	\$429,500	2
Friday, May 23, 2025	\$8,341,657	20
Thursday, May 22, 2025	\$6,859,650	23
Wednesday, May 21, 2025	\$2,942,000	13
Tuesday, May 20, 2025	\$3,941,000	13
Monday, May 19, 2025	\$6,782,150	15
<b>Total</b>	<b>\$29,295,957</b>	<b>86</b>

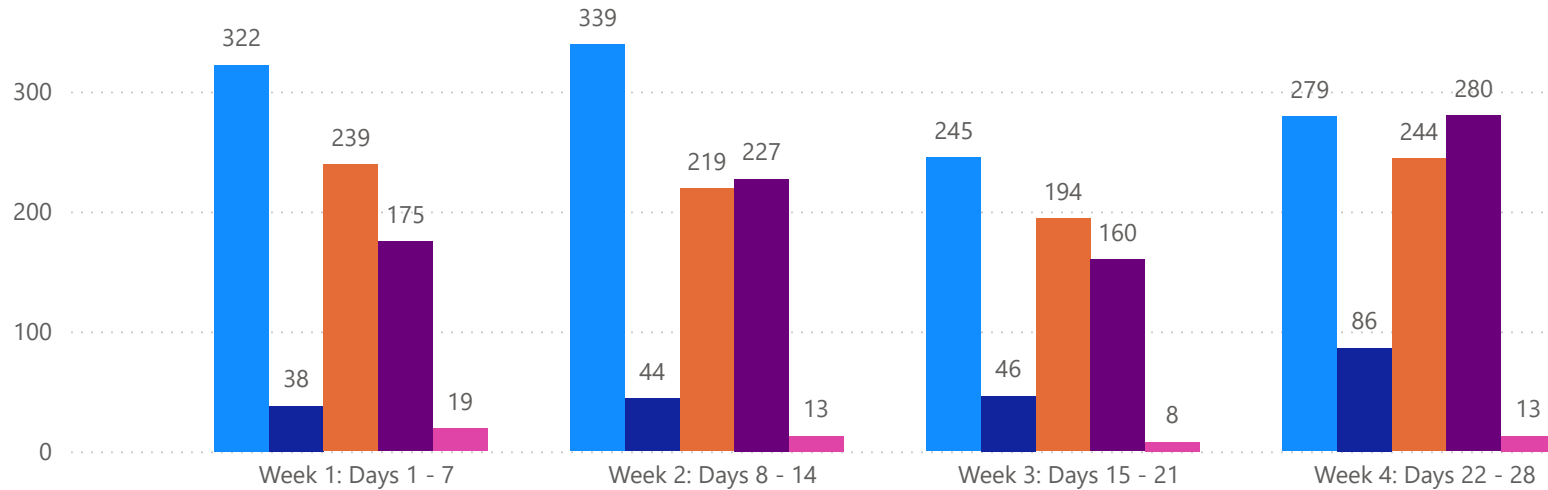


# 4 WEEK REAL ESTATE MARKET REPORT

## PASCO COUNTY - SINGLE FAMILY HOME

### 5/26/2026

MLS Status ● Active ● Canceled ● Pending ● Sold ● Temporarily Off-Market



All data is current as of today, though some MLS statuses may have changed from prior days.

### TOTALS

MLS Status	4 Week Total
Active	1185
Canceled	214
Pending	896
Sold	842
Temporarily Off-Market	53

### DAILY MARKET CHANGE

Category	Sum of Pasco
Back on the Market	9
New Listings	41
Price Decrease	71
Price Increase	6

\*Back on Market can be from these sources - Pending, Temp Off Market, Cancelled and Expired Listing)

### 7 DAY SOLD COMPARISON

Closed Prior Year	Volume	Count
Tuesday, May 26, 2026	\$8,352,440	21
Saturday, May 23, 2026	\$1,823,990	4
Friday, May 22, 2026	\$25,238,519	58
Thursday, May 21, 2026	\$21,148,632	49
Wednesday, May 20, 2026	\$18,670,123	43
<b>Total</b>	<b>\$75,233,704</b>	<b>175</b>

Closed Prior Year	Volume	Count
Sunday, May 25, 2025	\$2,646,036	5
Saturday, May 24, 2025	\$1,037,750	3
Friday, May 23, 2025	\$26,782,648	63
Thursday, May 22, 2025	\$11,119,889	27
Wednesday, May 21, 2025	\$12,185,883	33
Tuesday, May 20, 2025	\$13,573,324	35
Monday, May 19, 2025	\$20,318,389	45
<b>Total</b>	<b>\$87,663,919</b>	<b>211</b>

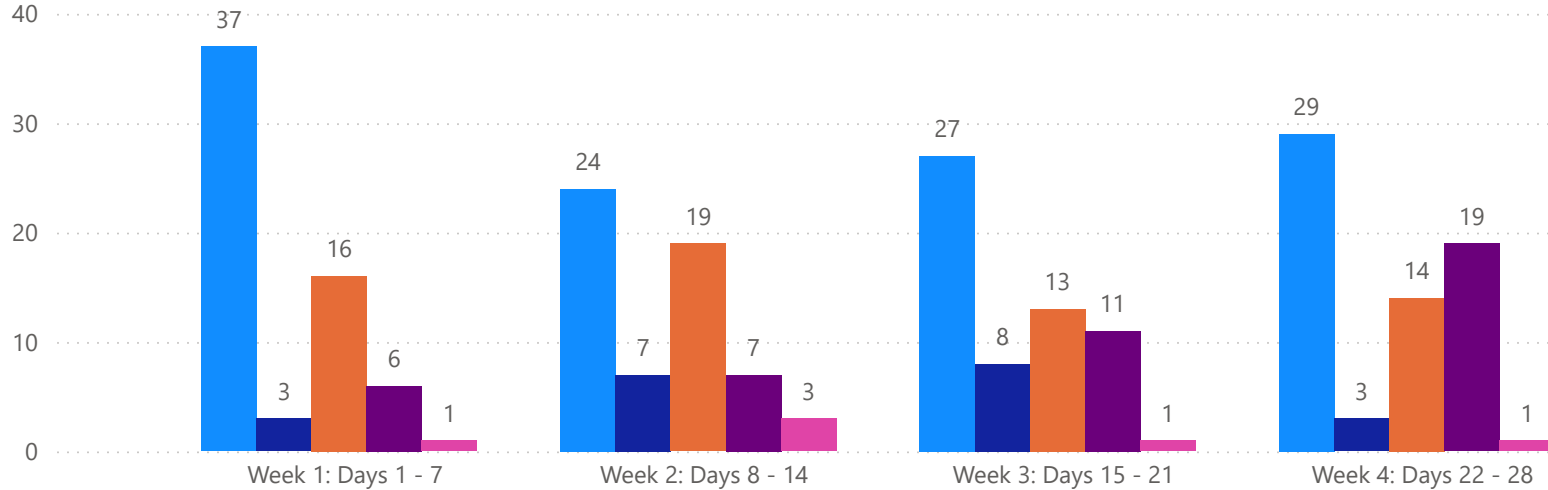


# 4 WEEK REAL ESTATE MARKET REPORT

## PASCO COUNTY - CONDO

### 5/26/2026

MLS Status ● Active ● Canceled ● Pending ● Sold ● Temporarily Off-Market



All data is current as of today, though some MLS statuses may have changed from prior days.

### TOTALS

MLS Status	4 Week Total
Active	117
Canceled	21
Pending	62
Sold	43
Temporarily Off-Market	6

### DAILY MARKET CHANGE

Category	Sum of Pasco
Back on the Market	1
New Listings	4
Price Decrease	6
Price Increase	0

\*Back on Market can be from these sources - Pending, Temp Off Market, Cancelled and Expired Listing)

### 7 DAY SOLD COMPARISON

Closed Prior Year	Volume	Count
Friday, May 22, 2026	\$90,000	1
Thursday, May 21, 2026	\$366,500	3
Wednesday, May 20, 2026	\$219,900	2
<b>Total</b>	<b>\$676,400</b>	<b>6</b>

Closed Prior Year	Volume	Count
Friday, May 23, 2025	\$634,000	4
Thursday, May 22, 2025	\$680,000	2
Wednesday, May 21, 2025	\$235,900	2
Tuesday, May 20, 2025	\$670,750	5
Monday, May 19, 2025	\$250,000	1
<b>Total</b>	<b>\$2,470,650</b>	<b>14</b>

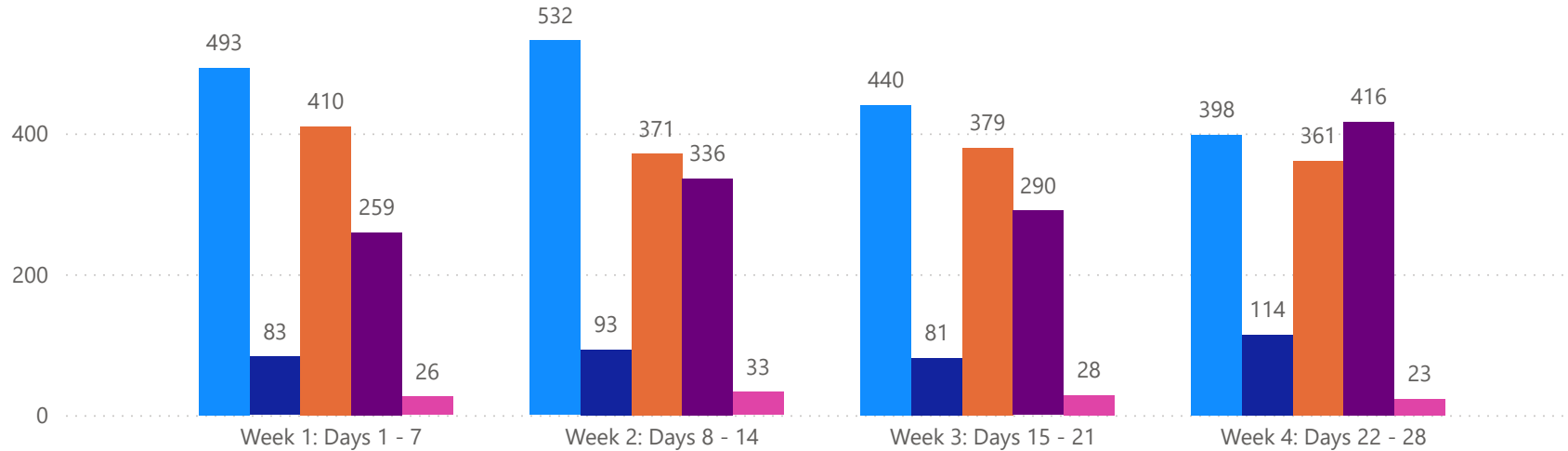


# 4 WEEK REAL ESTATE MARKET REPORT

## HILLSBOROUGH COUNTY - SINGLE FAMILY HOME

### 5/26/2026

MLS Status ● Active ● Canceled ● Pending ● Sold ● Temporarily Off-Market



All data is current as of today, though some MLS statuses may have changed from prior days.

### TOTALS

MLS Status	4 Week Total
Active	1863
Canceled	371
Pending	1521
Sold	1301
Temporarily Off-Market	110

### DAILY MARKET CHANGE

Category	Sum of Hillsborough	*Back on Market can be from these sources - Pending, Temp Off Market, Cancelled and Expired Listing)
Back on the Market	15	
New Listings	51	
Price Decrease	86	
Price Increase	4	

### 7 DAY SOLD COMPARISON

Closed Prior Year	Volume	Count	Closed Prior Year	Volume	Count
Tuesday, May 26, 2026	\$15,858,700	30	Sunday, May 25, 2025	\$1,445,970	4
Monday, May 25, 2026	\$1,790,270	2	Saturday, May 24, 2025	\$3,713,988	7
Saturday, May 23, 2026	\$1,542,790	3	Friday, May 23, 2025	\$53,416,509	104
Friday, May 22, 2026	\$49,217,049	83	Thursday, May 22, 2025	\$20,582,100	38
Thursday, May 21, 2026	\$33,040,470	66	Wednesday, May 21, 2025	\$23,639,910	50
Wednesday, May 20, 2026	\$38,173,084	75	Tuesday, May 20, 2025	\$29,557,600	45
<b>Total</b>	<b>\$139,622,363</b>	<b>259</b>	Monday, May 19, 2025	\$28,612,089	56
			<b>Total</b>	<b>\$160,968,166</b>	<b>304</b>

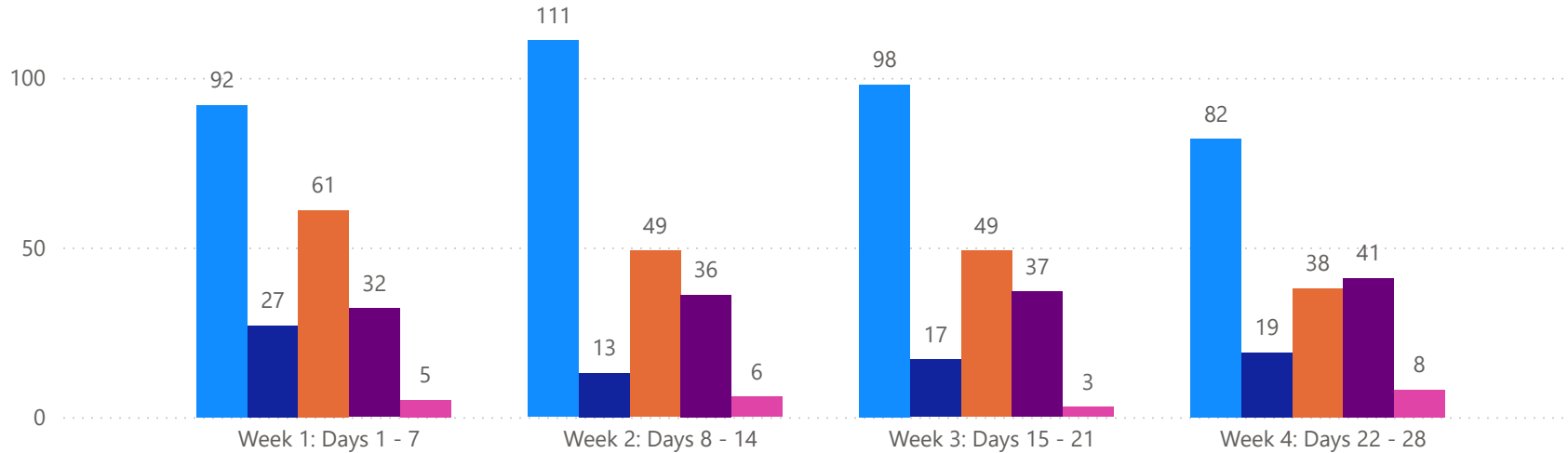


# 4 WEEK REAL ESTATE MARKET REPORT

## HILLSBOROUGH COUNTY - CONDO

5/26/2026

MLS Status ● Active ● Canceled ● Pending ● Sold ● Temporarily Off-Market



All data is current as of today, though some MLS statuses may have changed from prior days.

### TOTALS

MLS Status	4 Week Total
Active	383
Canceled	76
Pending	197
Sold	146
Temporarily Off-Market	22

### DAILY MARKET CHANGE

Category	Sum of Hillsborough	*Back on Market can be from these sources - Pending, Temp Off Market, Canceled and Expired Listing)
Back on the Market	2	
New Listings	9	
Price Decrease	14	
Price Increase	0	

### 7 DAY SOLD COMPARISON

Closed Prior Year	Volume	Count
Tuesday, May 26, 2026	\$1,151,000	4
Friday, May 22, 2026	\$5,130,500	17
Thursday, May 21, 2026	\$4,126,417	4
Wednesday, May 20, 2026	\$2,096,500	7
<b>Total</b>	<b>\$12,504,417</b>	<b>32</b>

Closed Prior Year	Volume	Count
Sunday, May 25, 2025	\$120,000	1
Friday, May 23, 2025	\$4,287,750	8
Thursday, May 22, 2025	\$503,400	3
Wednesday, May 21, 2025	\$2,165,000	5
Tuesday, May 20, 2025	\$402,900	2
Monday, May 19, 2025	\$3,037,900	10
<b>Total</b>	<b>\$10,516,950</b>	<b>29</b>

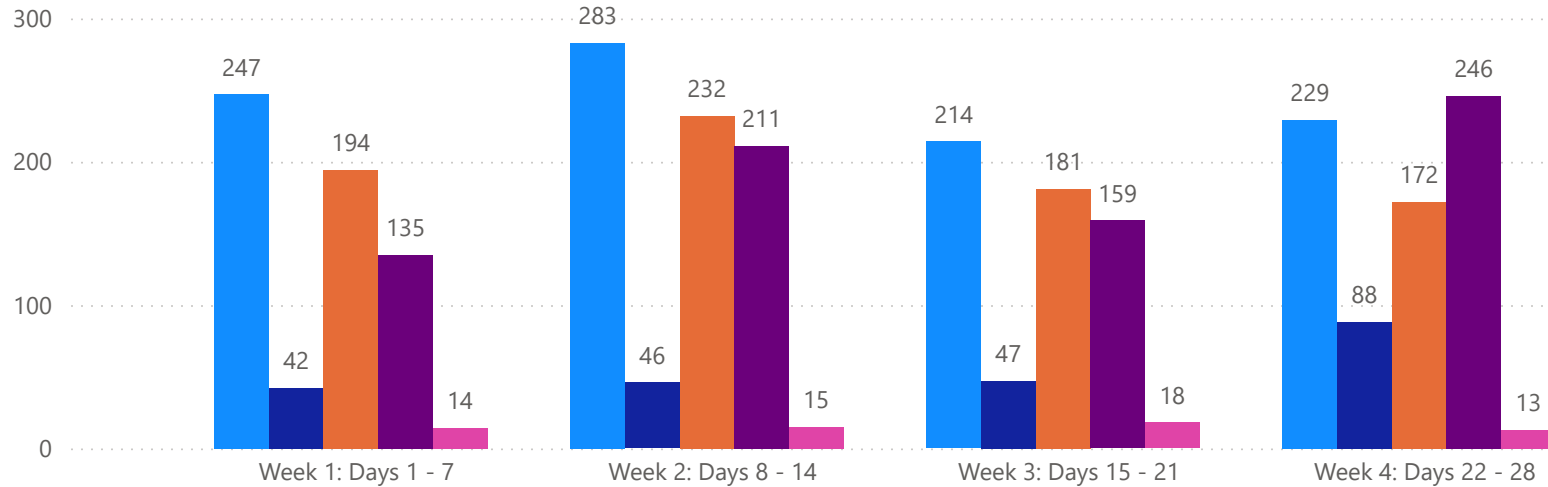


# 4 WEEK REAL ESTATE MARKET REPORT

## SARASOTA COUNTY - SINGLE FAMILY HOME

### 5/26/2026

MLS Status ● Active ● Canceled ● Pending ● Sold ● Temporarily Off-Market



All data is current as of today, though some MLS statuses may have changed from prior days.

### TOTALS

MLS Status	4 Week Total
Active	973
Canceled	223
Pending	779
Sold	751
Temporarily Off-Market	60

### DAILY MARKET CHANGE

Category	Sum of Sarasota
Back on the Market	7
New Listings	45
Price Decrease	51
Price Increase	1

\*Back on Market can be from these sources - Pending, Temp Off Market, Cancelled and Expired Listing)

### 7 DAY SOLD COMPARISON

Closed Prior Year	Volume	Count
Tuesday, May 26, 2026	\$7,591,900	13
Saturday, May 23, 2026	\$1,218,289	1
Friday, May 22, 2026	\$30,716,956	52
Thursday, May 21, 2026	\$17,710,790	31
Wednesday, May 20, 2026	\$33,356,978	38
<b>Total</b>	<b>\$90,594,913</b>	<b>135</b>

Closed Prior Year	Volume	Count
Friday, May 23, 2025	\$42,791,986	64
Thursday, May 22, 2025	\$22,852,543	32
Wednesday, May 21, 2025	\$12,341,838	21
Tuesday, May 20, 2025	\$23,206,084	26
Monday, May 19, 2025	\$13,910,000	20
<b>Total</b>	<b>\$115,102,451</b>	<b>163</b>

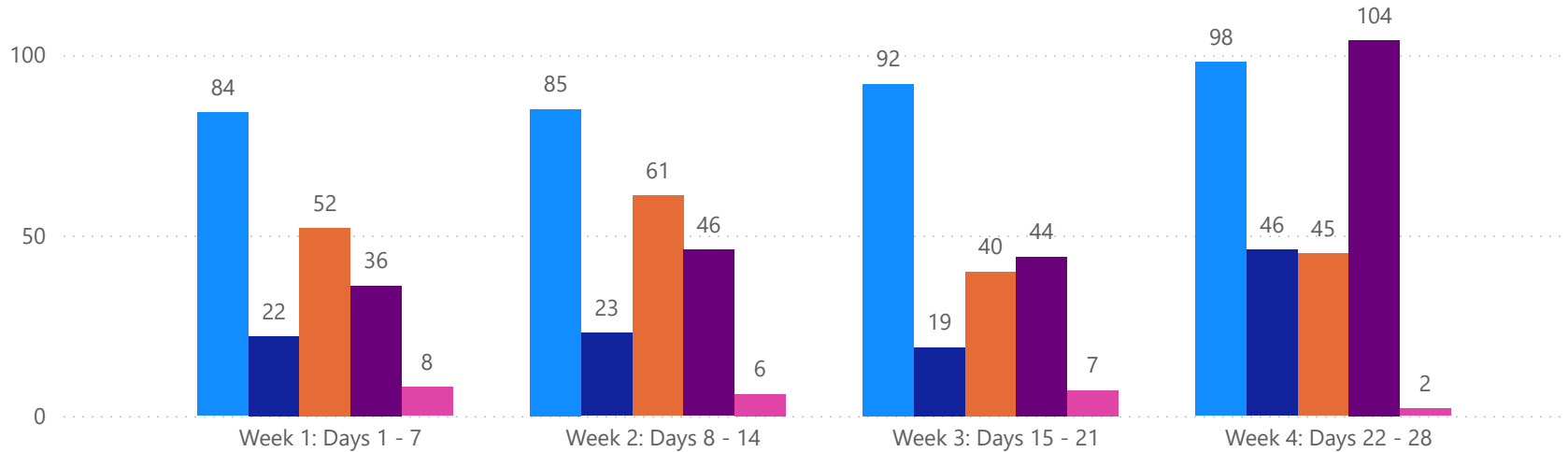


# 4 WEEK REAL ESTATE MARKET REPORT

## SARASOTA COUNTY - CONDO

5/26/2026

MLS Status ● Active ● Canceled ● Pending ● Sold ● Temporarily Off-Market



All data is current as of today, though some MLS statuses may have changed from prior days.

### TOTALS

MLS Status	4 Week Total
Active	359
Canceled	110
Pending	198
Sold	230
Temporarily Off-Market	23

### DAILY MARKET CHANGE

Category	Sum of Sarasota
Back on the Market	0
New Listings	5
Price Decrease	13
Price Increase	0

\*Back on Market can be from these sources - Pending, Temp Off Market, Cancelled and Expired Listing)

### 7 DAY SOLD COMPARISON

Closed Prior Year	Volume	Count
Tuesday, May 26, 2026	\$4,897,000	3
Friday, May 22, 2026	\$7,306,500	13
Thursday, May 21, 2026	\$3,727,000	13
Wednesday, May 20, 2026	\$2,905,000	7
<b>Total</b>	<b>\$18,835,500</b>	<b>36</b>

Closed Prior Year	Volume	Count
Friday, May 23, 2025	\$6,000,000	10
Thursday, May 22, 2025	\$2,165,000	6
Wednesday, May 21, 2025	\$2,445,000	8
Tuesday, May 20, 2025	\$5,285,000	6
Monday, May 19, 2025	\$4,281,000	8
<b>Total</b>	<b>\$20,176,000</b>	<b>38</b>

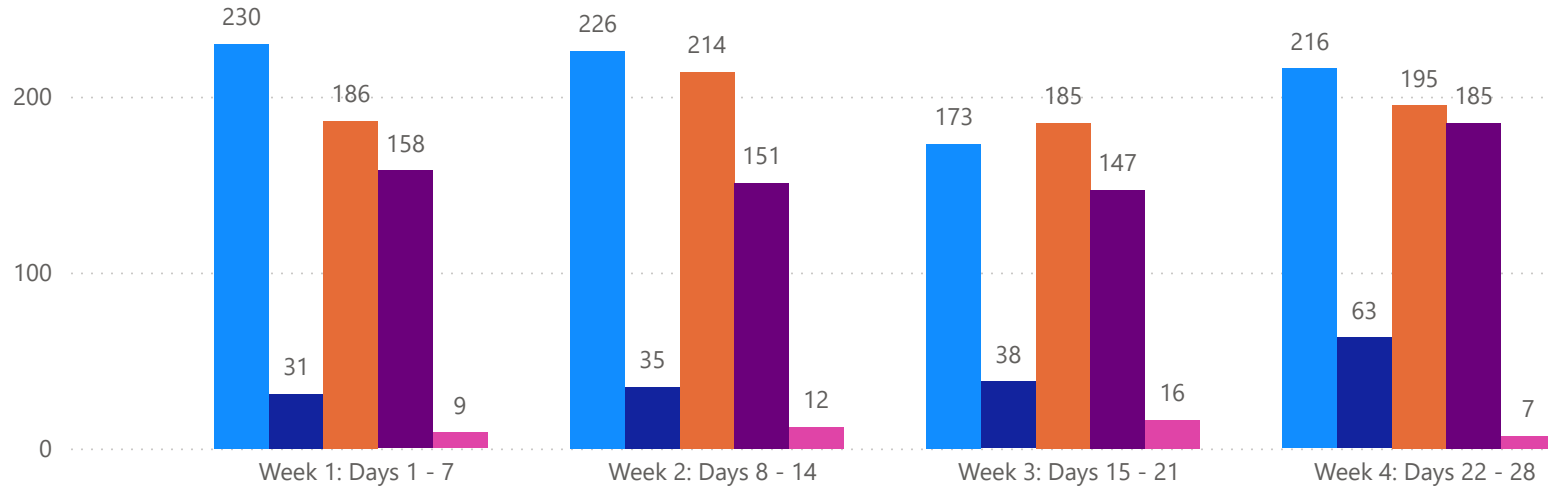


# 4 WEEK REAL ESTATE MARKET REPORT

## MANATEE COUNTY - SINGLE FAMILY HOME

### 5/26/2026

**MLS Status** ● Active ● Canceled ● Pending ● Sold ● Temporarily Off-Market



All data is current as of today, though some MLS statuses may have changed from prior days.

### TOTALS

MLS Status	4 Week Total
Active	845
Canceled	167
Pending	780
Sold	641
Temporarily Off-Market	44

### DAILY MARKET CHANGE

Category	Sum of Manatee
Back on the Market	9
New Listings	31
Price Decrease	71
Price Increase	9

\*Back on Market can be from these sources - Pending, Temp Off Market, Cancelled and Expired Listing)

### 7 DAY SOLD COMPARISON

Closed Prior Year	Volume	Count
Tuesday, May 26, 2026	\$11,349,315	20
Saturday, May 23, 2026	\$1,062,878	1
Friday, May 22, 2026	\$35,805,102	49
Thursday, May 21, 2026	\$27,101,769	43
Wednesday, May 20, 2026	\$28,004,329	45
<b>Total</b>	<b>\$103,323,393</b>	<b>158</b>

Closed Prior Year	Volume	Count
Saturday, May 24, 2025	\$1,899,000	1
Friday, May 23, 2025	\$35,231,423	52
Thursday, May 22, 2025	\$26,942,584	30
Wednesday, May 21, 2025	\$7,267,631	14
Tuesday, May 20, 2025	\$18,355,020	32
Monday, May 19, 2025	\$11,525,066	25
<b>Total</b>	<b>\$101,220,724</b>	<b>154</b>

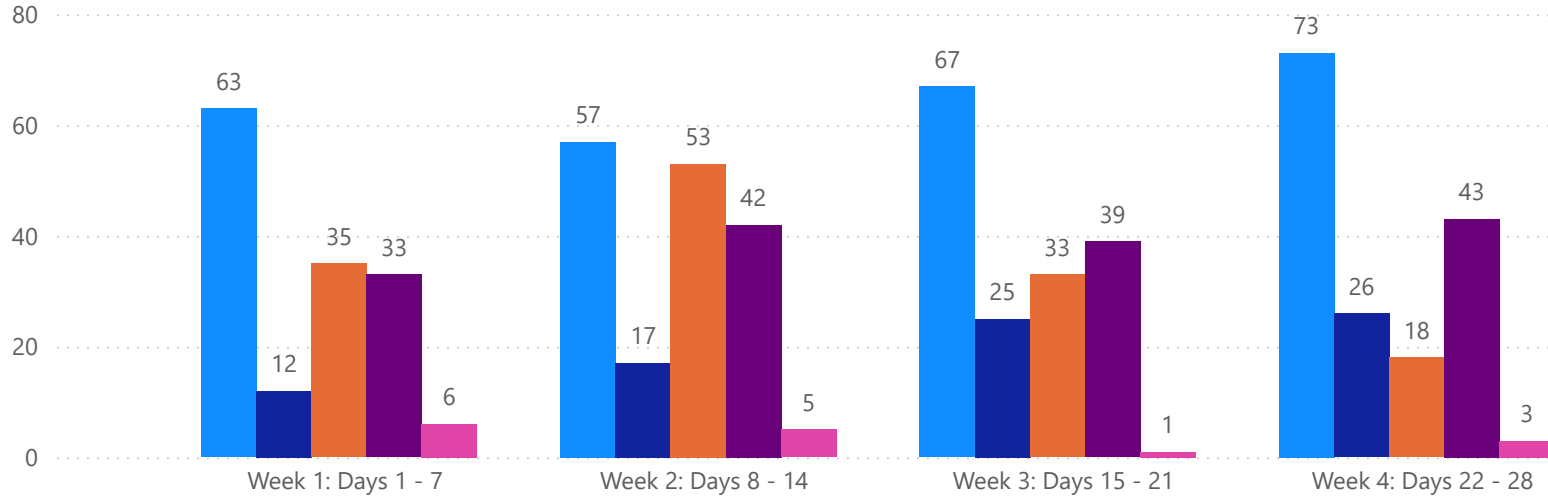


# 4 WEEK REAL ESTATE MARKET REPORT

## MANATEE COUNTY - CONDO

### 5/26/2026

**MLSStatus** ● Active ● Canceled ● Pending ● Sold ● Temporarily Off-Market



### TOTALS

MLS Status	4 Week Total
Active	260
Canceled	80
Pending	139
Sold	157
Temporarily Off-Market	15

### DAILY MARKET CHANGE

Category	Sum of Manatee
Back on the Market	0
New Listings	1
Price Decrease	14
Price Increase	1

\*Back on Market can be from these sources - Pending, Temp Off Market, Cancelled and Expired Listing)

### 7 DAY SOLD COMPARISON

Closed Prior Year	Volume	Count
Tuesday, May 26, 2026	\$1,164,000	4
Monday, May 25, 2026	\$61,500	1
Friday, May 22, 2026	\$3,345,000	13
Thursday, May 21, 2026	\$3,097,000	5
Wednesday, May 20, 2026	\$2,075,000	10
<b>Total</b>	<b>\$9,742,500</b>	<b>33</b>

Closed Prior Year	Volume	Count
Friday, May 23, 2025	\$3,370,250	8
Thursday, May 22, 2025	\$2,043,900	7
Wednesday, May 21, 2025	\$2,630,000	5
Tuesday, May 20, 2025	\$1,041,000	2
Monday, May 19, 2025	\$2,349,500	5
<b>Total</b>	<b>\$11,434,650</b>	<b>27</b>

