

# SUNCOAST TAMPA ASSOCIATION OF REALTORS®

## 4 WEEK REAL ESTATE MARKET REPORT

Wednesday, May 27, 2026

*As of: Thursday, May 28, 2026*

- 1 Report Breakdown
- 2 Cumulative Tampa Bay Report - Single Family Home
- 3 Cumulative Tampa Bay Report - Condominium
- 4 Pinellas County - Single Family Home
- 5 Pinellas County - Condominium
- 6 Pasco County - Single Family Home
- 7 Pasco County - Condominium
- 8 Hillsborough County - Single Family Home
- 9 Hillsborough County - Condominium
- 10 Sarasota County - Single Family Home
- 11 Sarasota County - Condominium
- 12 Manatee County - Single Family Home
- 13 Manatee County - Condominium

# 4 WEEK REAL ESTATE MARKET REPORT

## REPORT BREAKDOWN

Wednesday, May 27, 2026

as of: 5/28/2026

Day 1	Wednesday, May 27, 2026
Day 2	Tuesday, May 26, 2026
Day 3	Monday, May 25, 2026
Day 4	Sunday, May 24, 2026
Day 5	Saturday, May 23, 2026
Day 6	Thursday, May 28, 2026
Day 7	Wednesday, May 27, 2026
Day 8	Tuesday, May 26, 2026
Day 9	Monday, May 25, 2026
Day 10	Sunday, May 24, 2026
Day 11	Saturday, May 23, 2026
Day 12	Friday, May 22, 2026
Day 13	Thursday, May 21, 2026
Day 14	Wednesday, May 20, 2026
Day 15	Tuesday, May 19, 2026
Day 16	Monday, May 18, 2026
Day 17	Sunday, May 17, 2026
Day 18	Saturday, May 16, 2026
Day 19	Friday, May 15, 2026
Day 20	Thursday, May 14, 2026
Day 21	Wednesday, May 13, 2026
Day 22	Tuesday, May 12, 2026
Day 23	Monday, May 11, 2026
Day 24	Sunday, May 10, 2026
Day 25	Saturday, May 9, 2026
Day 26	Friday, May 8, 2026
Day 27	Thursday, May 7, 2026
Day 28	Wednesday, May 6, 2026

### REPORT BREAKDOWN

#### GRAPH:

Active - Newly listed during the date range

Pending - Status changed to 'pending' during the date range

Sold - Closed during the date range

Canceled - Canceled during the date range

Temp off Market - Status changed to 'temp' off market' during the date range

The date ranges are not cumulative.

Day 1: Wednesday, May 27, 2026

Day 28: Wednesday, May 6, 2026

#### TOTALS:

4 Weeks: The summation of each date range (Day 1 - Day 28)

#### Market Changes

Day 1's New Listings, Price Increase, Price Decreases and Back on Market

Manatee County - Single Family Home

#### 7 Day Sold Comparison

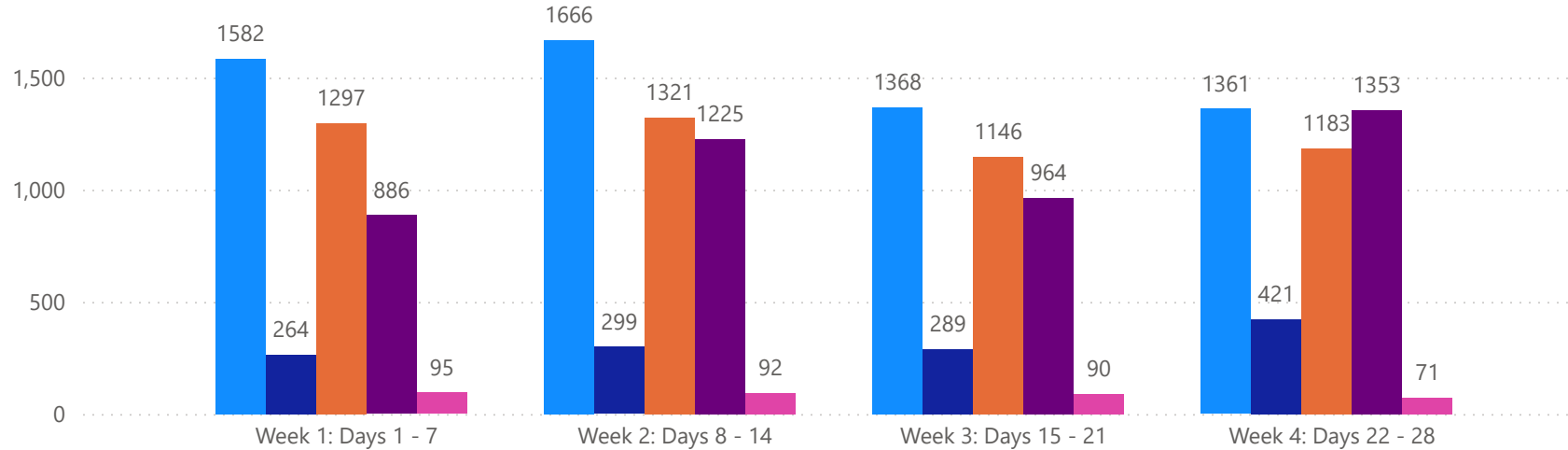
Compares the sold amount and volume in the last 7 days against the same timeframe in the prior year and days 8 - days 14.

# 4 WEEK REAL ESTATE MARKET REPORT

## TAMPA BAY - SINGLE FAMILY HOME

### 5/27/2026

MLS Status ● Active ● Canceled ● Pending ● Sold ● Temporarily Off-Market



All data is current as of today, though some MLS statuses may have changed from prior days.

### TOTALS

MLS Status	4 Week Total
Active	5977
Canceled	1273
Pending	4947
Sold	4428
Temporarily Off-Market	348

### DAILY MARKET CHANGE

Category	Sum of Total
Back on the Market	22
New Listings	57
Price Decrease	108
Price Increase	8

\*Back on Market can be from these sources - Pending, Temp Off Market, Cancelled and Expired Listing)

### 7 DAY SOLD COMPARISON

Closed Prior Year	Volume	Count
Wednesday, May 27, 2026	\$85,810,362	144
Tuesday, May 26, 2026	\$98,599,705	172
Monday, May 25, 2026	\$7,430,270	13
Saturday, May 23, 2026	\$9,561,307	17
Friday, May 22, 2026	\$187,350,933	311
Thursday, May 21, 2026	\$128,305,549	229
<b>Total</b>	<b>\$517,058,126</b>	<b>886</b>

Closed Prior Year	Volume	Count
Monday, May 26, 2025	\$12,074,635	20
Sunday, May 25, 2025	\$4,092,006	9
Saturday, May 24, 2025	\$9,918,738	15
Friday, May 23, 2025	\$195,344,986	343
Thursday, May 22, 2025	\$102,988,416	160
Wednesday, May 21, 2025	\$70,856,512	147
Tuesday, May 20, 2025	\$106,167,027	168
<b>Total</b>	<b>\$501,442,320</b>	<b>862</b>

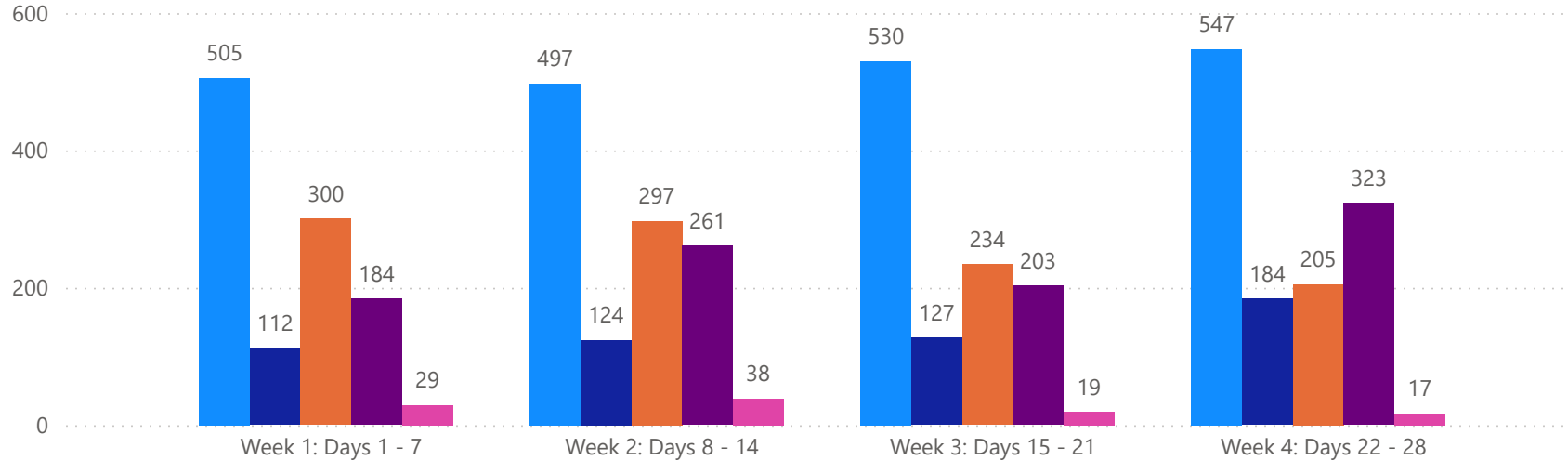


# 4 WEEK REAL ESTATE MARKET REPORT

## TAMPA BAY - CONDO

### 5/27/2026

**MLSStatus** ● Active ● Canceled ● Pending ● Sold ● Temporarily Off-Market



All data is current as of today, though some MLS statuses may have changed from prior days.

### TOTALS

MLS Status	4 Week Total
Active	2079
Canceled	547
Pending	1036
Sold	971
Temporarily Off-Market	103

### DAILY MARKET CHANGE

Category	Sum of Total
Back on the Market	3
New Listings	28
Price Decrease	40
Price Increase	1

\*Back on Market can be from these sources - Pending, Temp Off Market, Cancelled and Expired Listing)

### 7 DAY SOLD COMPARISON

Closed Prior Year	Volume	Count
Wednesday, May 27, 2026	\$7,485,500	19
Tuesday, May 26, 2026	\$21,596,900	36
Monday, May 25, 2026	\$636,500	3
Sunday, May 24, 2026	\$142,500	1
Saturday, May 23, 2026	\$1,007,000	4
Friday, May 22, 2026	\$26,470,700	78
Thursday, May 21, 2026	\$15,182,000	43
<b>Total</b>	<b>\$72,521,100</b>	<b>184</b>

Closed Prior Year	Volume	Count
Monday, May 26, 2025	\$494,000	2
Sunday, May 25, 2025	\$120,000	1
Saturday, May 24, 2025	\$429,500	2
Friday, May 23, 2025	\$22,633,657	50
Thursday, May 22, 2025	\$12,251,950	41
Wednesday, May 21, 2025	\$10,417,900	33
Tuesday, May 20, 2025	\$11,340,650	28
<b>Total</b>	<b>\$57,687,657</b>	<b>157</b>

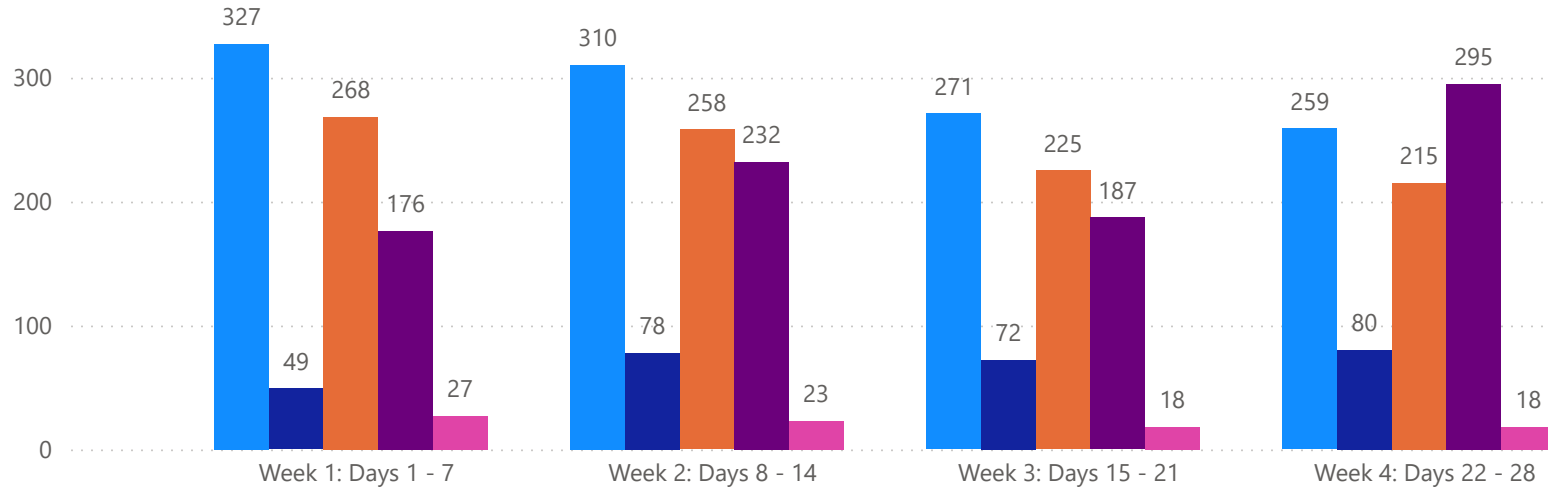


# 4 WEEK REAL ESTATE MARKET REPORT

## PINELLAS COUNTY - SINGLE FAMILY HOME

### 5/27/2026

MLS Status ● Active ● Canceled ● Pending ● Sold ● Temporarily Off-Market



All data is current as of today, though some MLS statuses may have changed from prior days.

### TOTALS

MLS Status	4 Week Total
Active	1167
Canceled	279
Pending	966
Sold	890
Temporarily Off-Market	86

### DAILY MARKET CHANGE

Category	Sum of Pinellas
Back on the Market	14
New Listings	47
Price Decrease	87
Price Increase	3

\*Back on Market can be from these sources - Pending, Temp Off Market, Cancelled and Expired Listing)

### 7 DAY SOLD COMPARISON

Closed Prior Year	Volume	Count
Wednesday, May 27, 2026	\$21,742,500	32
Tuesday, May 26, 2026	\$17,314,876	34
Monday, May 25, 2026	\$759,000	1
Saturday, May 23, 2026	\$765,500	2
Friday, May 22, 2026	\$46,060,178	68
Thursday, May 21, 2026	\$28,913,888	39
<b>Total</b>	<b>\$115,555,942</b>	<b>176</b>

Closed Prior Year	Volume	Count
Monday, May 26, 2025	\$4,608,500	9
Saturday, May 24, 2025	\$3,268,000	4
Friday, May 23, 2025	\$37,122,420	60
Thursday, May 22, 2025	\$21,491,300	33
Wednesday, May 21, 2025	\$15,421,250	29
Tuesday, May 20, 2025	\$21,474,999	30
<b>Total</b>	<b>\$103,386,469</b>	<b>165</b>

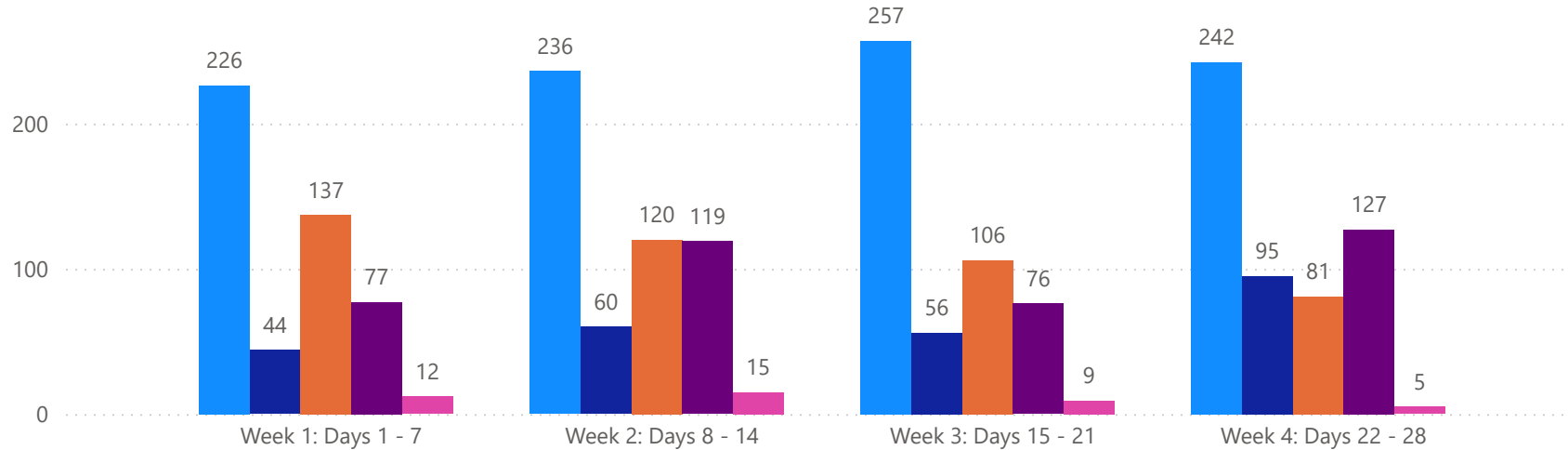


# 4 WEEK REAL ESTATE MARKET REPORT

## PINELLAS COUNTY - CONDO

### 5/27/2026

MlsStatus ● Active ● Canceled ● Pending ● Sold ● Temporarily Off-Market



All data is current as of today, though some MLS statuses may have changed from prior days.

### TOTALS

MLS Status	4 Week Total
Active	961
Canceled	255
Pending	444
Sold	399
Temporarily Off-Market	41

### DAILY MARKET CHANGE

Category	Sum of Pinellas
Back on the Market	7
New Listings	25
Price Decrease	46
Price Increase	3

\*Back on Market can be from these sources - Pending, Temp Off Market, Cancelled and Expired Listing)

### 7 DAY SOLD COMPARISON

Closed Prior Year	Volume	Count
Wednesday, May 27, 2026	\$2,069,000	7
Tuesday, May 26, 2026	\$10,283,900	14
Monday, May 25, 2026	\$575,000	2
Saturday, May 23, 2026	\$212,000	2
Friday, May 22, 2026	\$8,848,700	33
Thursday, May 21, 2026	\$7,244,500	19
<b>Total</b>	<b>\$29,233,100</b>	<b>77</b>

Closed Prior Year	Volume	Count
Monday, May 26, 2025	\$359,000	1
Saturday, May 24, 2025	\$429,500	2
Friday, May 23, 2025	\$8,341,657	20
Thursday, May 22, 2025	\$6,859,650	23
Wednesday, May 21, 2025	\$2,942,000	13
Tuesday, May 20, 2025	\$3,941,000	13
<b>Total</b>	<b>\$22,872,807</b>	<b>72</b>

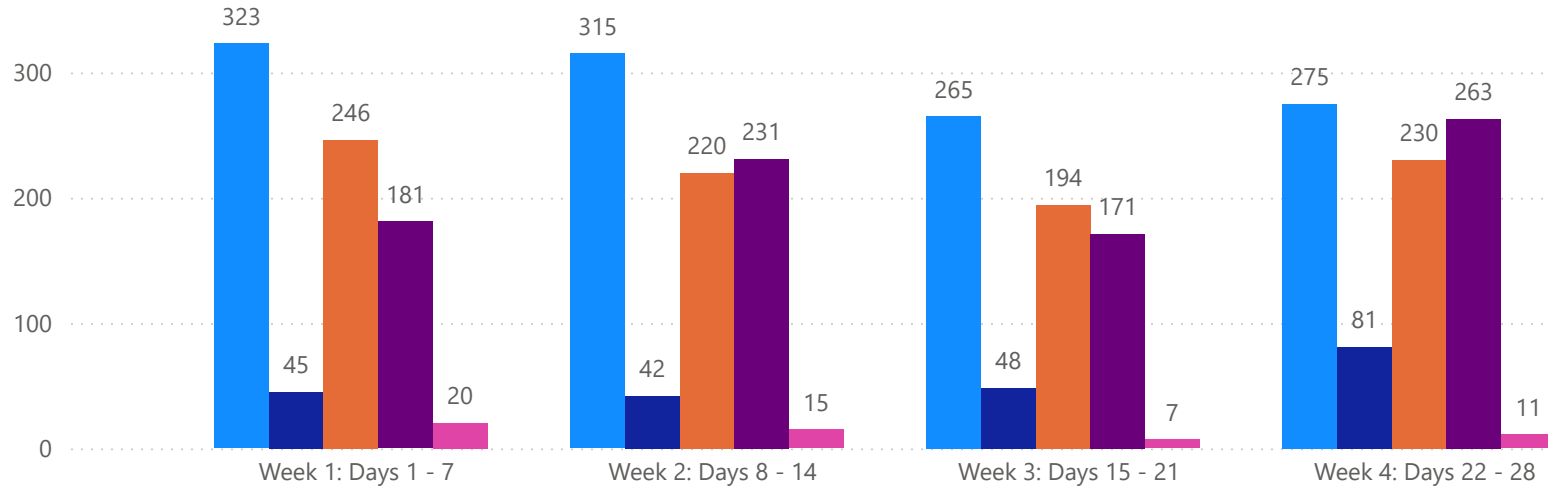


# 4 WEEK REAL ESTATE MARKET REPORT

## PASCO COUNTY - SINGLE FAMILY HOME

### 5/27/2026

MLS Status ● Active ● Canceled ● Pending ● Sold ● Temporarily Off-Market



All data is current as of today, though some MLS statuses may have changed from prior days.

### TOTALS

MLS Status	4 Week Total
Active	1178
Canceled	216
Pending	890
Sold	846
Temporarily Off-Market	53

### DAILY MARKET CHANGE

Category	Sum of Pasco
Back on the Market	13
New Listings	38
Price Decrease	135
Price Increase	29

\*Back on Market can be from these sources - Pending, Temp Off Market, Cancelled and Expired Listing)

### 7 DAY SOLD COMPARISON

Closed Prior Year	Volume	Count
Wednesday, May 27, 2026	\$17,419,550	33
Tuesday, May 26, 2026	\$13,099,340	30
Monday, May 25, 2026	\$926,000	3
Saturday, May 23, 2026	\$3,326,990	7
Friday, May 22, 2026	\$25,238,519	58
Thursday, May 21, 2026	\$21,538,632	50
<b>Total</b>	<b>\$81,549,031</b>	<b>181</b>

Closed Prior Year	Volume	Count
Monday, May 26, 2025	\$1,106,555	3
Sunday, May 25, 2025	\$2,646,036	5
Saturday, May 24, 2025	\$1,037,750	3
Friday, May 23, 2025	\$26,782,648	63
Thursday, May 22, 2025	\$11,119,889	27
Wednesday, May 21, 2025	\$12,185,883	33
Tuesday, May 20, 2025	\$13,573,324	35
<b>Total</b>	<b>\$68,452,085</b>	<b>169</b>

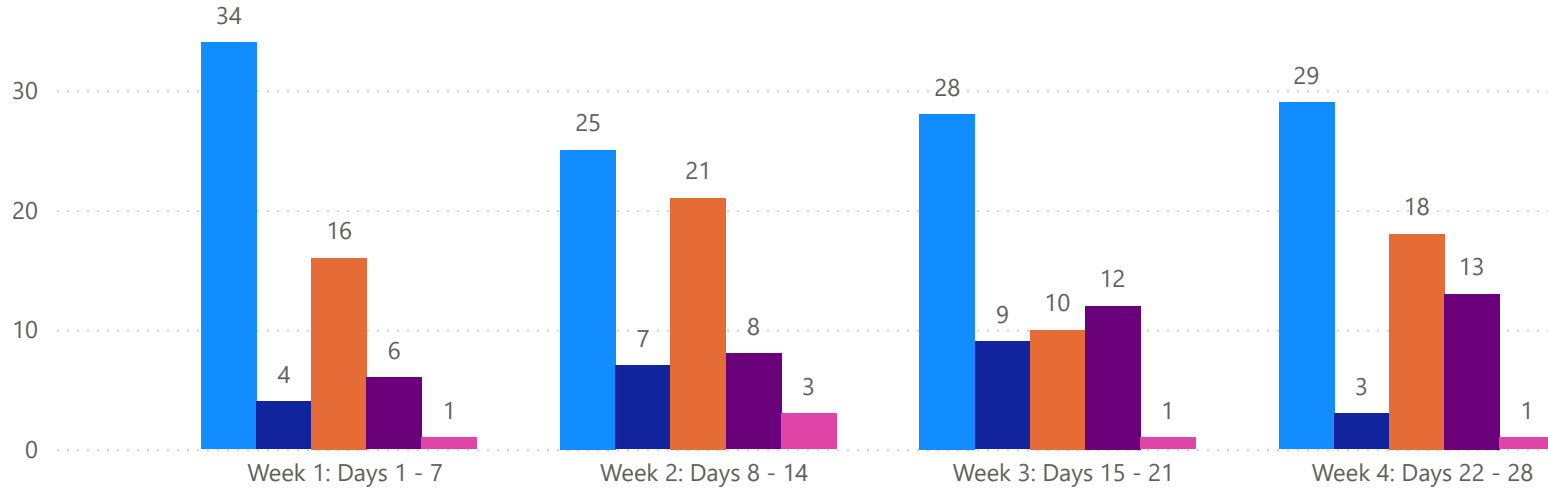


# 4 WEEK REAL ESTATE MARKET REPORT

## PASCO COUNTY - CONDO

### 5/27/2026

**MLSStatus** ● Active ● Canceled ● Pending ● Sold ● Temporarily Off-Market



*All data is current as of today, though some MLS statuses may have changed from prior days.*

### TOTALS

MLS Status	4 Week Total
Active	116
Canceled	23
Pending	65
Sold	39
Temporarily Off-Market	6

### DAILY MARKET CHANGE

Category	Sum of Pasco
Back on the Market	1
New Listings	2
Price Decrease	9
Price Increase	0

\*Back on Market can be from these sources - Pending, Temp Off Market, Cancelled and Expired Listing)

### 7 DAY SOLD COMPARISON

Closed Prior Year	Volume	Count
Tuesday, May 26, 2026	\$324,000	2
Friday, May 22, 2026	\$90,000	1
Thursday, May 21, 2026	\$366,500	3
<b>Total</b>	<b>\$780,500</b>	<b>6</b>

Closed Prior Year	Volume	Count
Friday, May 23, 2025	\$634,000	4
Thursday, May 22, 2025	\$680,000	2
Wednesday, May 21, 2025	\$235,900	2
Tuesday, May 20, 2025	\$670,750	5
<b>Total</b>	<b>\$2,220,650</b>	<b>13</b>

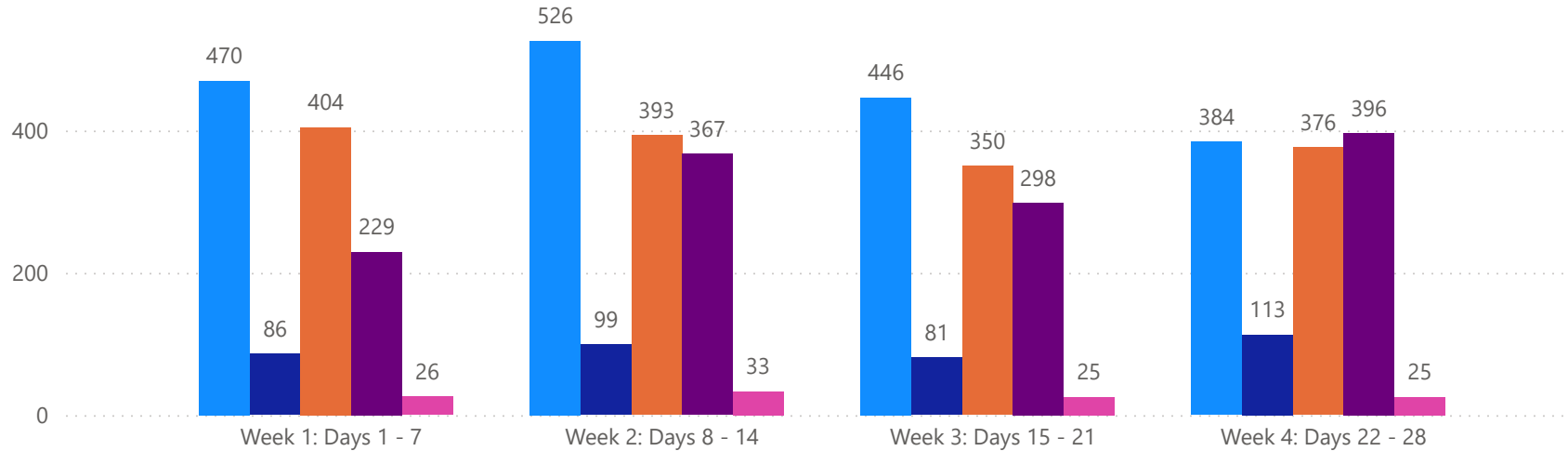


# 4 WEEK REAL ESTATE MARKET REPORT

## HILLSBOROUGH COUNTY - SINGLE FAMILY HOME

### 5/27/2026

MLS Status ● Active ● Canceled ● Pending ● Sold ● Temporarily Off-Market



All data is current as of today, though some MLS statuses may have changed from prior days.

### TOTALS

MLS Status	4 Week Total
Active	1826
Canceled	379
Pending	1523
Sold	1290
Temporarily Off-Market	109

### DAILY MARKET CHANGE

Category	Sum of Hillsborough	*Back on Market can be from these sources - Pending, Temp Off Market, Cancelled and Expired Listing)
Back on the Market	17	
New Listings	52	
Price Decrease	134	
Price Increase	8	

### 7 DAY SOLD COMPARISON

Closed Prior Year	Volume	Count	Closed Prior Year	Volume	Count
Wednesday, May 27, 2026	\$20,397,740	32	Monday, May 26, 2025	\$942,500	3
Tuesday, May 26, 2026	\$28,762,790	40	Sunday, May 25, 2025	\$1,445,970	4
Monday, May 25, 2026	\$2,392,270	4	Saturday, May 24, 2025	\$3,713,988	7
Saturday, May 23, 2026	\$1,862,660	4	Friday, May 23, 2025	\$53,416,509	104
Friday, May 22, 2026	\$49,217,049	83	Thursday, May 22, 2025	\$20,582,100	38
Thursday, May 21, 2026	\$33,040,470	66	Wednesday, May 21, 2025	\$23,639,910	50
<b>Total</b>	<b>\$135,672,979</b>	<b>229</b>	Tuesday, May 20, 2025	\$29,557,600	45
			<b>Total</b>	<b>\$133,298,577</b>	<b>251</b>

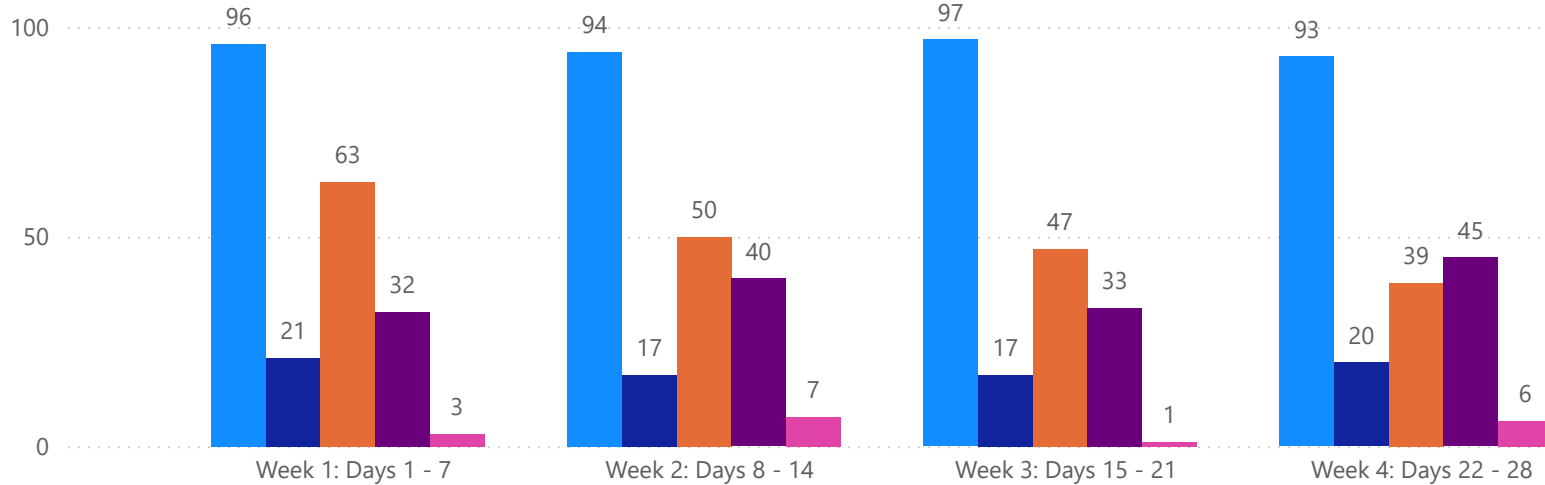


# 4 WEEK REAL ESTATE MARKET REPORT

## HILLSBOROUGH COUNTY - CONDO

5/27/2026

MLS Status ● Active ● Canceled ● Pending ● Sold ● Temporarily Off-Market



All data is current as of today, though some MLS statuses may have changed from prior days.

### TOTALS

MLS Status	4 Week Total
Active	380
Canceled	75
Pending	199
Sold	150
Temporarily Off-Market	17

### DAILY MARKET CHANGE

Category	Sum of Hillsborough	*Back on Market can be from these sources - Pending, Temp Off Market, Canceled and Expired Listing)
Back on the Market	3	
New Listings	8	
Price Decrease	18	
Price Increase	1	

### 7 DAY SOLD COMPARISON

Closed Prior Year	Volume	Count
Wednesday, May 27, 2026	\$1,543,000	4
Tuesday, May 26, 2026	\$2,049,000	7
Saturday, May 23, 2026	\$635,000	1
Friday, May 22, 2026	\$5,130,500	17
Thursday, May 21, 2026	\$747,000	3
<b>Total</b>	<b>\$10,104,500</b>	<b>32</b>

Closed Prior Year	Volume	Count
Monday, May 26, 2025	\$135,000	1
Sunday, May 25, 2025	\$120,000	1
Friday, May 23, 2025	\$4,287,750	8
Thursday, May 22, 2025	\$503,400	3
Wednesday, May 21, 2025	\$2,165,000	5
Tuesday, May 20, 2025	\$402,900	2
<b>Total</b>	<b>\$7,614,050</b>	<b>20</b>

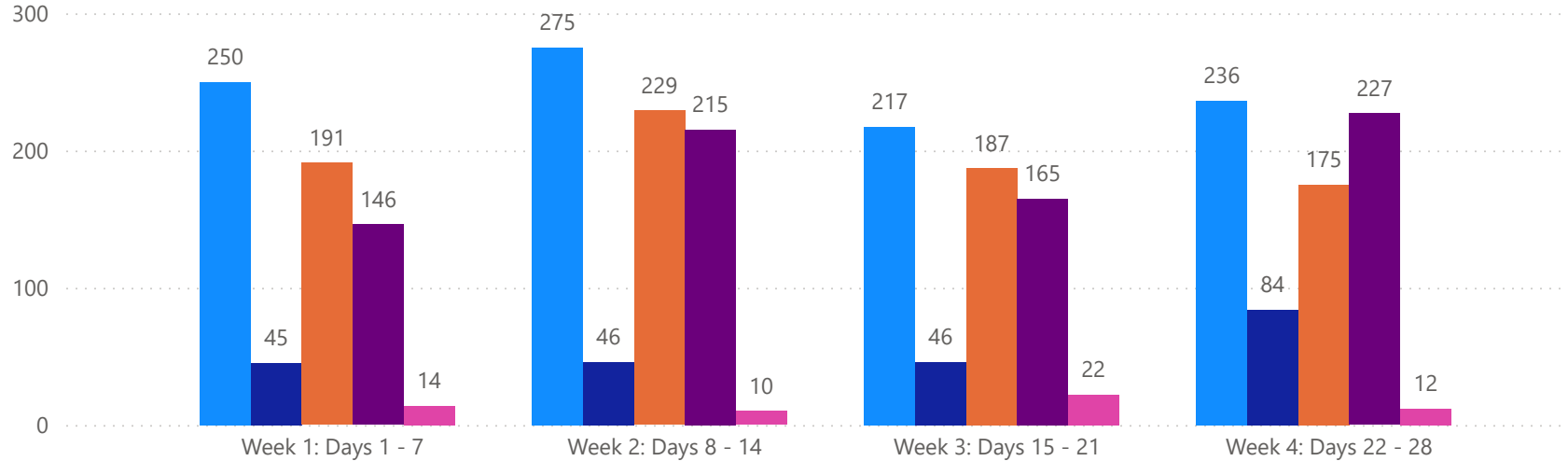


# 4 WEEK REAL ESTATE MARKET REPORT

## SARASOTA COUNTY - SINGLE FAMILY HOME

### 5/27/2026

MLS Status ● Active ● Canceled ● Pending ● Sold ● Temporarily Off-Market



All data is current as of today, though some MLS statuses may have changed from prior days.

### TOTALS

MLS Status	4 Week Total
Active	978
Canceled	221
Pending	782
Sold	753
Temporarily Off-Market	58

### DAILY MARKET CHANGE

Category	Sum of Sarasota
Back on the Market	7
New Listings	32
Price Decrease	51
Price Increase	3

\*Back on Market can be from these sources - Pending, Temp Off Market, Cancelled and Expired Listing)

### 7 DAY SOLD COMPARISON

Closed Prior Year	Volume	Count
Wednesday, May 27, 2026	\$18,432,558	29
Tuesday, May 26, 2026	\$16,522,807	30
Monday, May 25, 2026	\$1,194,000	3
Saturday, May 23, 2026	\$1,218,289	1
Friday, May 22, 2026	\$30,716,956	52
Thursday, May 21, 2026	\$17,710,790	31
<b>Total</b>	<b>\$85,795,400</b>	<b>146</b>

Closed Prior Year	Volume	Count
Monday, May 26, 2025	\$4,190,080	3
Friday, May 23, 2025	\$42,791,986	64
Thursday, May 22, 2025	\$22,852,543	32
Wednesday, May 21, 2025	\$12,341,838	21
Tuesday, May 20, 2025	\$23,206,084	26
<b>Total</b>	<b>\$105,382,531</b>	<b>146</b>

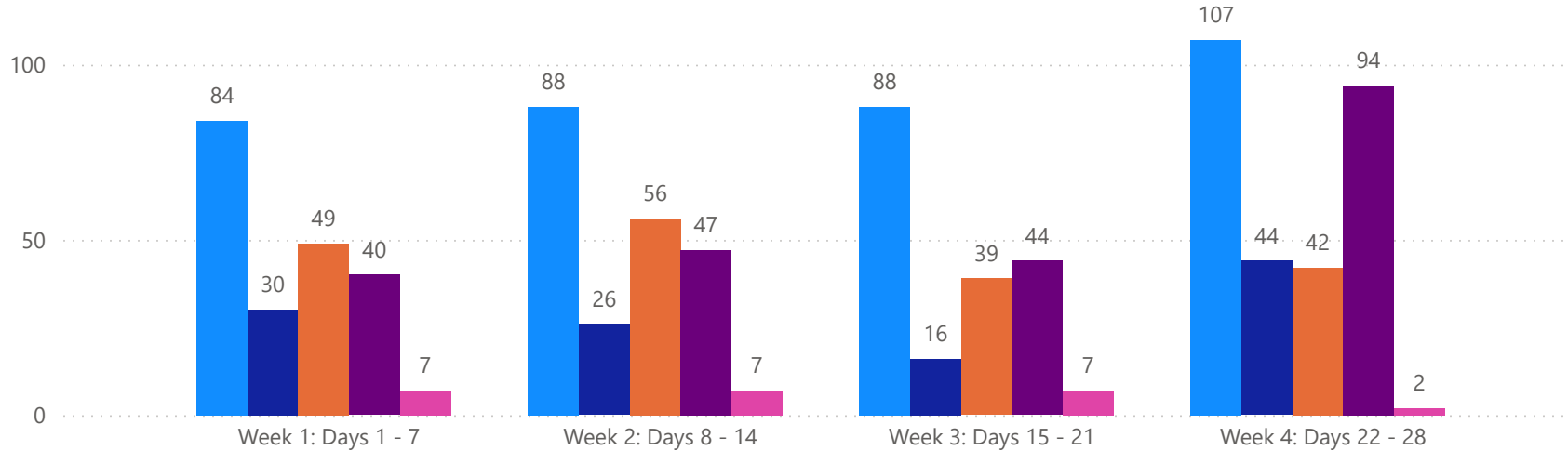


# 4 WEEK REAL ESTATE MARKET REPORT

## SARASOTA COUNTY - CONDO

5/27/2026

MLS Status ● Active ● Canceled ● Pending ● Sold ● Temporarily Off-Market



All data is current as of today, though some MLS statuses may have changed from prior days.

### TOTALS

MLS Status	4 Week Total
Active	367
Canceled	116
Pending	186
Sold	225
Temporarily Off-Market	23

### DAILY MARKET CHANGE

Category	Sum of Sarasota
Back on the Market	2
New Listings	11
Price Decrease	19
Price Increase	2

\*Back on Market can be from these sources - Pending, Temp Off Market, Cancelled and Expired Listing)

### 7 DAY SOLD COMPARISON

Closed Prior Year	Volume	Count
Wednesday, May 27, 2026	\$3,474,500	7
Tuesday, May 26, 2026	\$5,982,000	5
Sunday, May 24, 2026	\$142,500	1
Friday, May 22, 2026	\$9,056,500	14
Thursday, May 21, 2026	\$3,727,000	13
<b>Total</b>	<b>\$22,382,500</b>	<b>40</b>

Closed Prior Year	Volume	Count
Friday, May 23, 2025	\$6,000,000	10
Thursday, May 22, 2025	\$2,165,000	6
Wednesday, May 21, 2025	\$2,445,000	8
Tuesday, May 20, 2025	\$5,285,000	6
<b>Total</b>	<b>\$15,895,000</b>	<b>30</b>

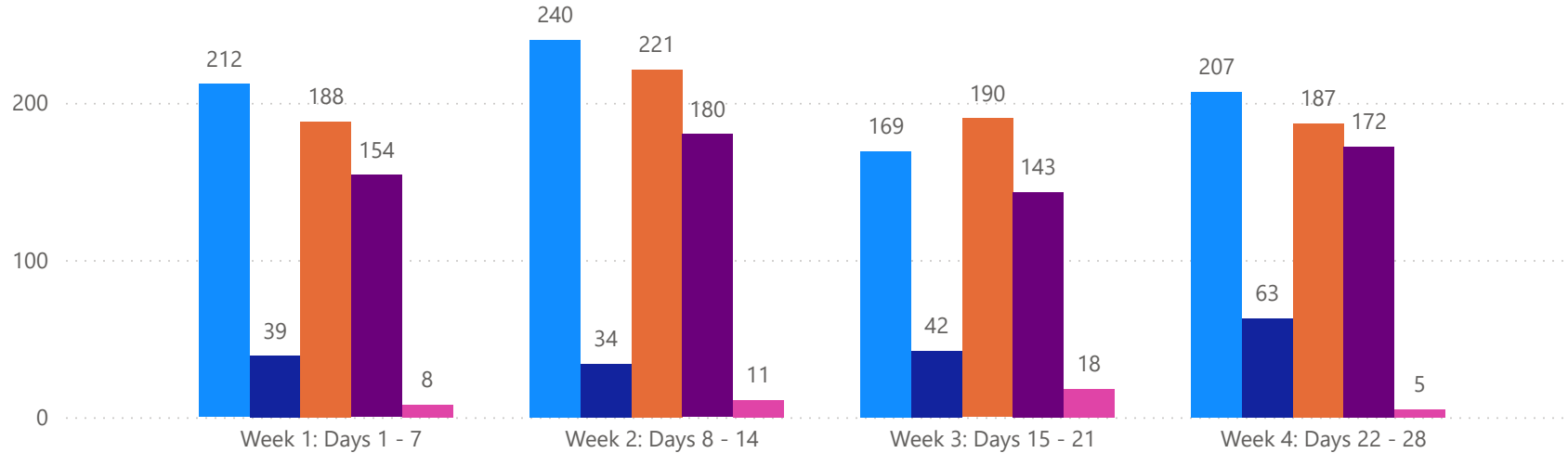


# 4 WEEK REAL ESTATE MARKET REPORT

## MANATEE COUNTY - SINGLE FAMILY HOME

### 5/27/2026

**MLS Status** ● Active ● Canceled ● Pending ● Sold ● Temporarily Off-Market



All data is current as of today, though some MLS statuses may have changed from prior days.

### TOTALS

MLS Status	4 Week Total
Active	828
Canceled	178
Pending	786
Sold	649
Temporarily Off-Market	42

### DAILY MARKET CHANGE

Category	Sum of Manatee
Back on the Market	7
New Listings	18
Price Decrease	133
Price Increase	17

\*Back on Market can be from these sources - Pending, Temp Off Market, Cancelled and Expired Listing)

### 7 DAY SOLD COMPARISON

Closed Prior Year	Volume	Count
Wednesday, May 27, 2026	\$7,818,014	18
Tuesday, May 26, 2026	\$22,899,892	38
Monday, May 25, 2026	\$2,159,000	2
Saturday, May 23, 2026	\$2,387,868	3
Friday, May 22, 2026	\$36,118,231	50
Thursday, May 21, 2026	\$27,101,769	43
<b>Total</b>	<b>\$98,484,774</b>	<b>154</b>

Closed Prior Year	Volume	Count
Monday, May 26, 2025	\$1,227,000	2
Saturday, May 24, 2025	\$1,899,000	1
Friday, May 23, 2025	\$35,231,423	52
Thursday, May 22, 2025	\$26,942,584	30
Wednesday, May 21, 2025	\$7,267,631	14
Tuesday, May 20, 2025	\$18,355,020	32
<b>Total</b>	<b>\$90,922,658</b>	<b>131</b>

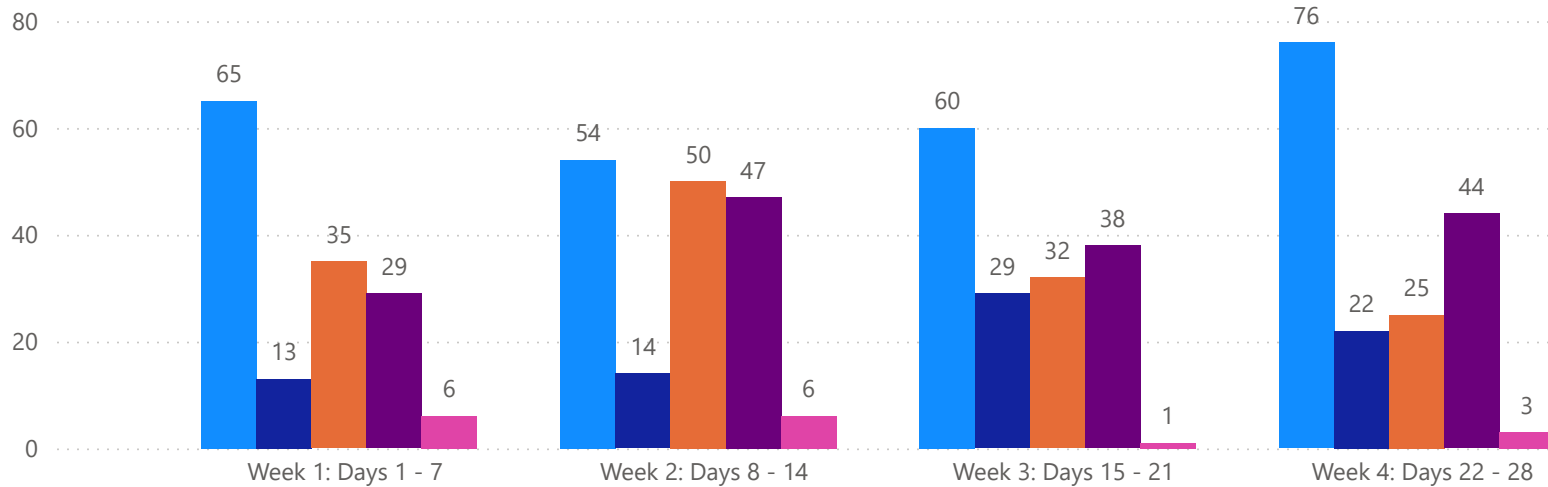


# 4 WEEK REAL ESTATE MARKET REPORT

## MANATEE COUNTY - CONDO

### 5/27/2026

MLS Status ● Active ● Canceled ● Pending ● Sold ● Temporarily Off-Market



### TOTALS

MLS Status	4 Week Total
Active	255
Canceled	78
Pending	142
Sold	158
Temporarily Off-Market	16

### DAILY MARKET CHANGE

Category	Sum of Manatee
Back on the Market	2
New Listings	5
Price Decrease	19
Price Increase	0

\*Back on Market can be from these sources - Pending, Temp Off Market, Cancelled and Expired Listing)

### 7 DAY SOLD COMPARISON

Closed Prior Year	Volume	Count
Wednesday, May 27, 2026	\$399,000	1
Tuesday, May 26, 2026	\$2,958,000	8
Monday, May 25, 2026	\$61,500	1
Saturday, May 23, 2026	\$160,000	1
Friday, May 22, 2026	\$3,345,000	13
Thursday, May 21, 2026	\$3,097,000	5
<b>Total</b>	<b>\$10,020,500</b>	<b>29</b>

Closed Prior Year	Volume	Count
Friday, May 23, 2025	\$3,370,250	8
Thursday, May 22, 2025	\$2,043,900	7
Wednesday, May 21, 2025	\$2,630,000	5
Tuesday, May 20, 2025	\$1,041,000	2
<b>Total</b>	<b>\$9,085,150</b>	<b>22</b>

