



4 WEEK REAL ESTATE MARKET REPORT

Thursday, May 28, 2026

As of: Friday, May 29, 2026

- 1 Report Breakdown
- 2 Cumulative Tampa Bay Report - Single Family Home
- 3 Cumulative Tampa Bay Report - Condominium
- 4 Pinellas County - Single Family Home
- 5 Pinellas County - Condominium
- 6 Pasco County - Single Family Home
- 7 Pasco County - Condominium
- 8 Hillsborough County - Single Family Home
- 9 Hillsborough County - Condominium
- 10 Sarasota County - Single Family Home
- 11 Sarasota County - Condominium
- 12 Manatee County - Single Family Home
- 13 Manatee County - Condominium

4 WEEK REAL ESTATE MARKET REPORT

REPORT BREAKDOWN

Thursday, May 28, 2026

as of: 5/29/2026

Day 1	Thursday, May 28, 2026
Day 2	Wednesday, May 27, 2026
Day 3	Tuesday, May 26, 2026
Day 4	Monday, May 25, 2026
Day 5	Sunday, May 24, 2026
Day 6	Friday, May 29, 2026
Day 7	Thursday, May 28, 2026
Day 8	Wednesday, May 27, 2026
Day 9	Tuesday, May 26, 2026
Day 10	Monday, May 25, 2026
Day 11	Sunday, May 24, 2026
Day 12	Saturday, May 23, 2026
Day 13	Friday, May 22, 2026
Day 14	Thursday, May 21, 2026
Day 15	Wednesday, May 20, 2026
Day 16	Tuesday, May 19, 2026
Day 17	Monday, May 18, 2026
Day 18	Sunday, May 17, 2026
Day 19	Saturday, May 16, 2026
Day 20	Friday, May 15, 2026
Day 21	Thursday, May 14, 2026
Day 22	Wednesday, May 13, 2026
Day 23	Tuesday, May 12, 2026
Day 24	Monday, May 11, 2026
Day 25	Sunday, May 10, 2026
Day 26	Saturday, May 9, 2026
Day 27	Friday, May 8, 2026
Day 28	Thursday, May 7, 2026

REPORT BREAKDOWN

GRAPH:

Active - Newly listed during the date range

Pending - Status changed to 'pending' during the date range

Sold - Closed during the date range

Canceled - Canceled during the date range

Temp off Market - Status changed to 'temp' off market' during the date range

The date ranges are not cumulative.

Day 1: Thursday, May 28, 2026

Day 28: Thursday, May 7, 2026

TOTALS:

4 Weeks: The summation of each date range (Day 1 - Day 28)

Market Changes

Day 1's New Listings, Price Increase, Price Decreases and Back on Market

Manatee County - Single Family Home

7 Day Sold Comparison

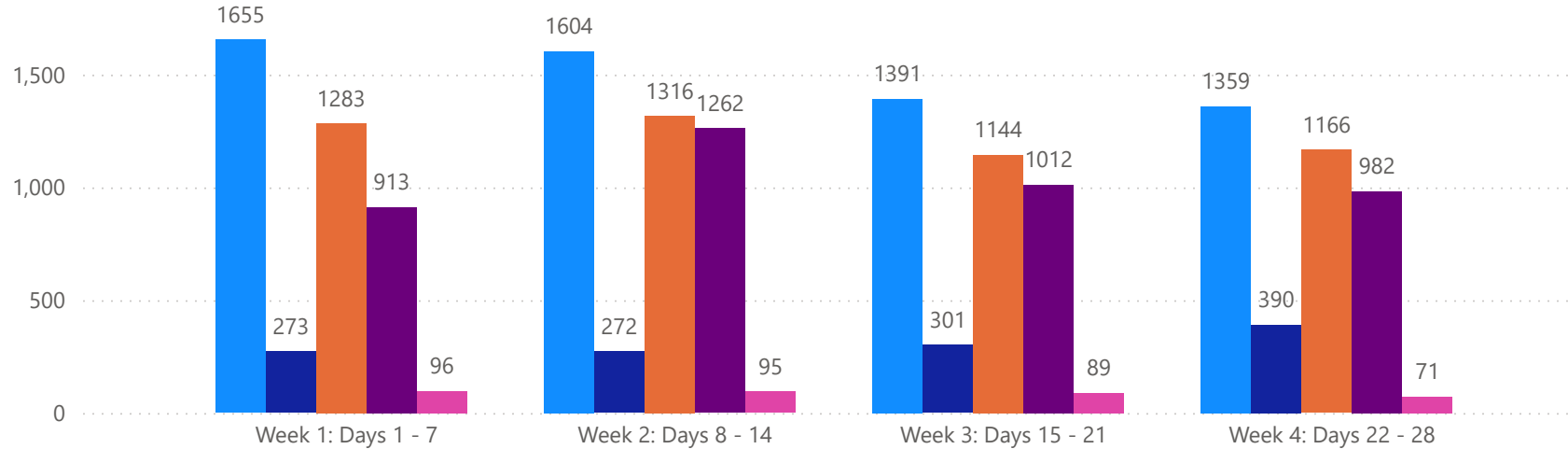
Compares the sold amount and volume in the last 7 days against the same timeframe in the prior year and days 8 - days 14.

4 WEEK REAL ESTATE MARKET REPORT

TAMPA BAY - SINGLE FAMILY HOME

5/28/2026

MLS Status ● Active ● Canceled ● Pending ● Sold ● Temporarily Off-Market



All data is current as of today, though some MLS statuses may have changed from prior days.

TOTALS

MLS Status	4 Week Total
Active	6009
Canceled	1236
Pending	4909
Sold	4169
Temporarily Off-Market	351

DAILY MARKET CHANGE

Category	Sum of Total
Back on the Market	22
New Listings	57
Price Decrease	108
Price Increase	8

*Back on Market can be from these sources - Pending, Temp Off Market, Cancelled and Expired Listing)

7 DAY SOLD COMPARISON

Closed Prior Year	Volume	Count
Thursday, May 28, 2026	\$95,252,692	138
Wednesday, May 27, 2026	\$125,226,911	212
Tuesday, May 26, 2026	\$118,493,956	204
Monday, May 25, 2026	\$15,347,865	27
Sunday, May 24, 2026	\$1,464,000	2
Saturday, May 23, 2026	\$9,561,307	17
Friday, May 22, 2026	\$187,925,933	313
Total	\$553,272,664	913

Closed Prior Year	Volume	Count
Tuesday, May 27, 2025	\$136,802,387	233
Monday, May 26, 2025	\$12,074,635	20
Sunday, May 25, 2025	\$4,092,006	9
Saturday, May 24, 2025	\$9,918,738	15
Friday, May 23, 2025	\$195,344,986	343
Thursday, May 22, 2025	\$102,988,416	160
Wednesday, May 21, 2025	\$70,856,512	147
Total	\$532,077,680	927

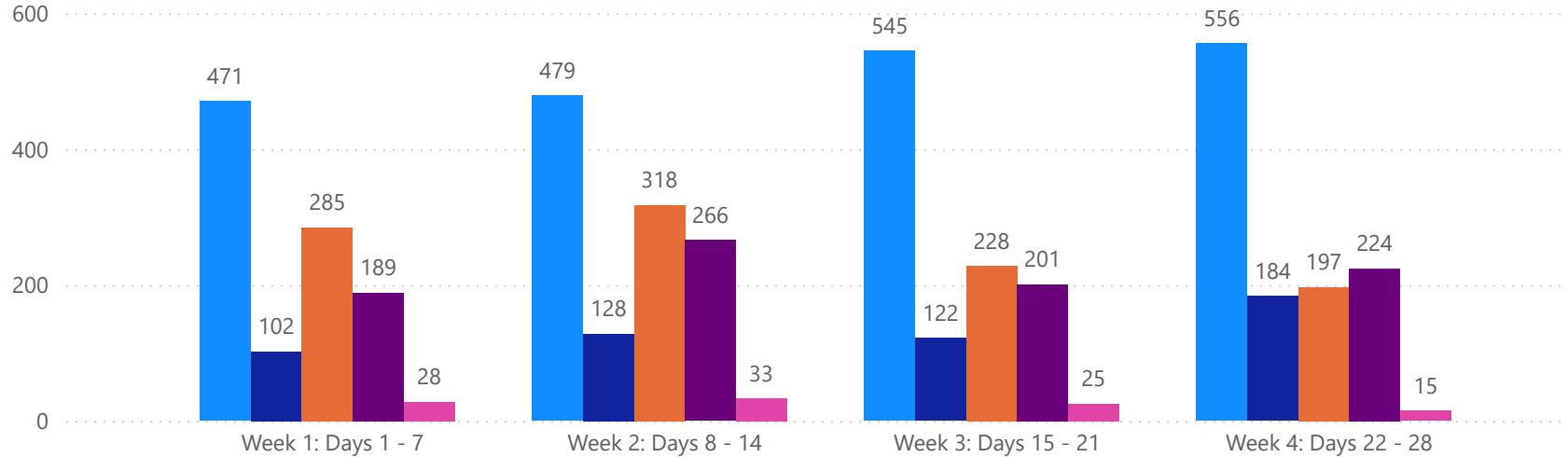


4 WEEK REAL ESTATE MARKET REPORT

TAMPA BAY - CONDO

5/28/2026

MLSStatus ● Active ● Canceled ● Pending ● Sold ● Temporarily Off-Market



All data is current as of today, though some MLS statuses may have changed from prior days.

TOTALS

MLS Status	4 Week Total
Active	2051
Canceled	536
Pending	1028
Sold	880
Temporarily Off-Market	101

DAILY MARKET CHANGE

Category	Sum of Total
Back on the Market	3
New Listings	28
Price Decrease	40
Price Increase	1

*Back on Market can be from these sources - Pending, Temp Off Market, Cancelled and Expired Listing)

7 DAY SOLD COMPARISON

Closed Prior Year	Volume	Count	Closed Prior Year	Volume	Count
Thursday, May 28, 2026	\$9,451,800	25	Tuesday, May 27, 2025	\$16,443,750	39
Wednesday, May 27, 2026	\$16,949,175	34	Monday, May 26, 2025	\$494,000	2
Tuesday, May 26, 2026	\$22,597,800	41	Sunday, May 25, 2025	\$120,000	1
Monday, May 25, 2026	\$1,049,000	5	Saturday, May 24, 2025	\$429,500	2
Sunday, May 24, 2026	\$212,500	2	Friday, May 23, 2025	\$22,633,657	50
Saturday, May 23, 2026	\$1,007,000	4	Thursday, May 22, 2025	\$12,251,950	41
Friday, May 22, 2026	\$26,470,700	78	Wednesday, May 21, 2025	\$10,417,900	33
Total	\$77,737,975	189	Total	\$62,790,757	168

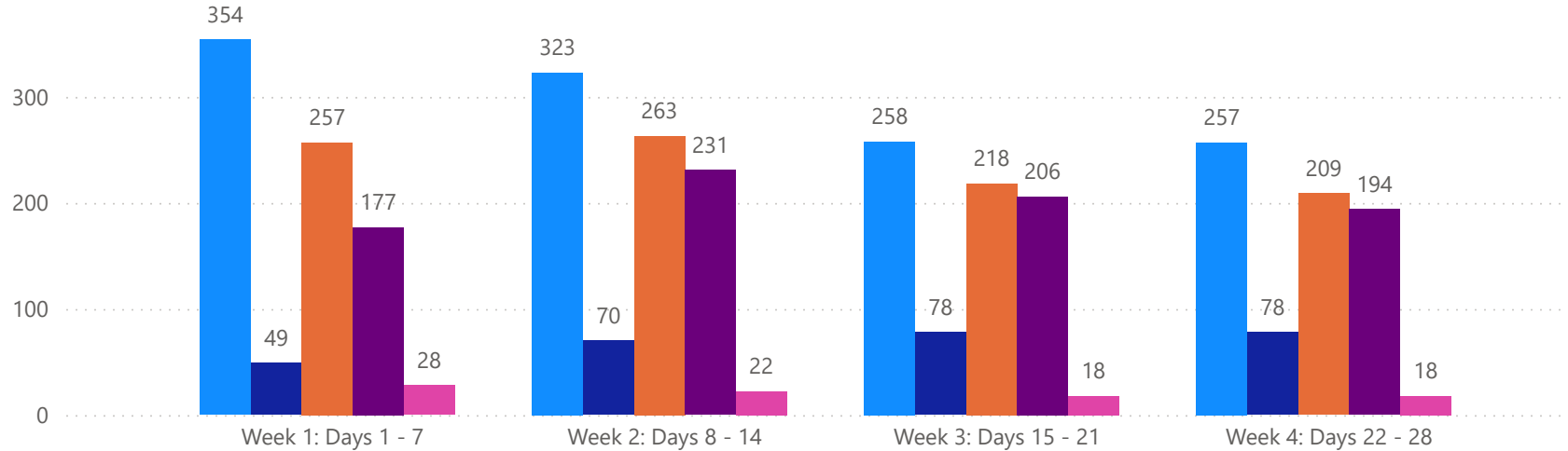


4 WEEK REAL ESTATE MARKET REPORT

PINELLAS COUNTY - SINGLE FAMILY HOME

5/28/2026

MLS Status ● Active ● Canceled ● Pending ● Sold ● Temporarily Off-Market



All data is current as of today, though some MLS statuses may have changed from prior days.

TOTALS

MLS Status	4 Week Total
Active	1192
Canceled	275
Pending	947
Sold	808
Temporarily Off-Market	86

DAILY MARKET CHANGE

Category	Sum of Pinellas
Back on the Market	20
New Listings	73
Price Decrease	87
Price Increase	3

*Back on Market can be from these sources - Pending, Temp Off Market, Cancelled and Expired Listing)

7 DAY SOLD COMPARISON

Closed Prior Year	Volume	Count
Thursday, May 28, 2026	\$18,453,500	26
Wednesday, May 27, 2026	\$28,176,750	40
Tuesday, May 26, 2026	\$21,329,876	39
Monday, May 25, 2026	\$1,859,000	2
Saturday, May 23, 2026	\$765,500	2
Friday, May 22, 2026	\$46,060,178	68
Total	\$116,644,804	177

Closed Prior Year	Volume	Count
Tuesday, May 27, 2025	\$32,892,849	47
Monday, May 26, 2025	\$4,608,500	9
Saturday, May 24, 2025	\$3,268,000	4
Friday, May 23, 2025	\$37,122,420	60
Thursday, May 22, 2025	\$21,491,300	33
Wednesday, May 21, 2025	\$15,421,250	29
Total	\$114,804,319	182

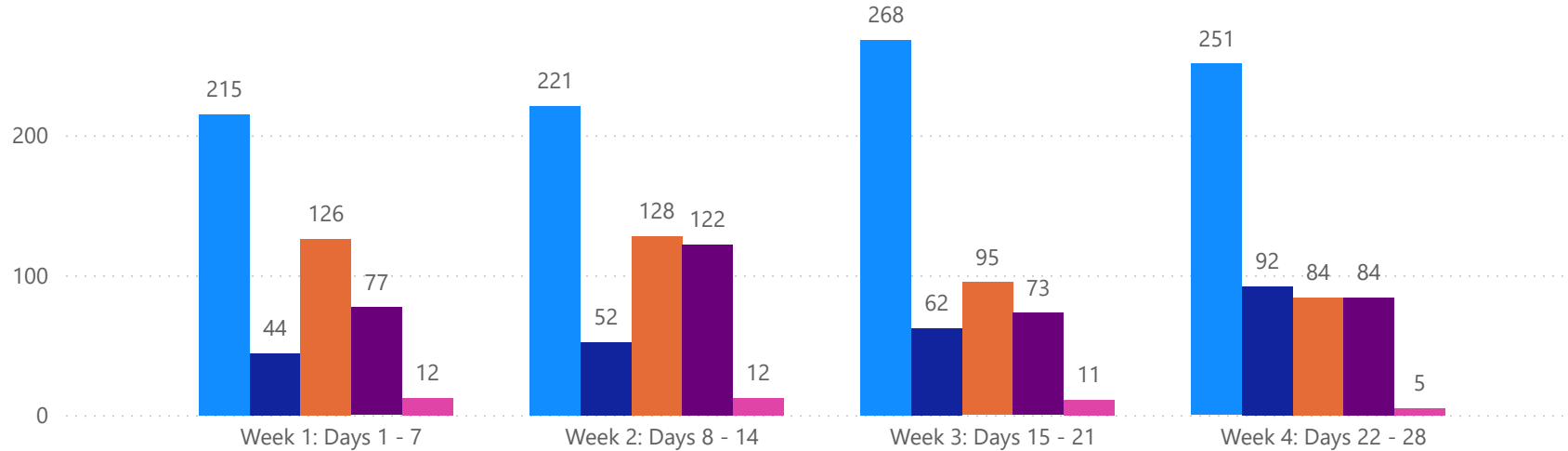


4 WEEK REAL ESTATE MARKET REPORT

PINELLAS COUNTY - CONDO

5/28/2026

MlsStatus ● Active ● Canceled ● Pending ● Sold ● Temporarily Off-Market



All data is current as of today, though some MLS statuses may have changed from prior days.

TOTALS

MLS Status	4 Week Total
Active	955
Canceled	250
Pending	433
Sold	356
Temporarily Off-Market	40

DAILY MARKET CHANGE

Category	Sum of Pinellas
Back on the Market	11
New Listings	22
Price Decrease	45
Price Increase	0

*Back on Market can be from these sources - Pending, Temp Off Market, Cancelled and Expired Listing)

7 DAY SOLD COMPARISON

Closed Prior Year	Volume	Count
Thursday, May 28, 2026	\$3,853,300	14
Wednesday, May 27, 2026	\$2,615,200	8
Tuesday, May 26, 2026	\$10,692,400	16
Monday, May 25, 2026	\$870,000	3
Sunday, May 24, 2026	\$70,000	1
Saturday, May 23, 2026	\$212,000	2
Friday, May 22, 2026	\$8,848,700	33
Total	\$27,161,600	77

Closed Prior Year	Volume	Count
Tuesday, May 27, 2025	\$4,182,350	18
Monday, May 26, 2025	\$359,000	1
Saturday, May 24, 2025	\$429,500	2
Friday, May 23, 2025	\$8,341,657	20
Thursday, May 22, 2025	\$6,859,650	23
Wednesday, May 21, 2025	\$2,942,000	13
Total	\$23,114,157	77

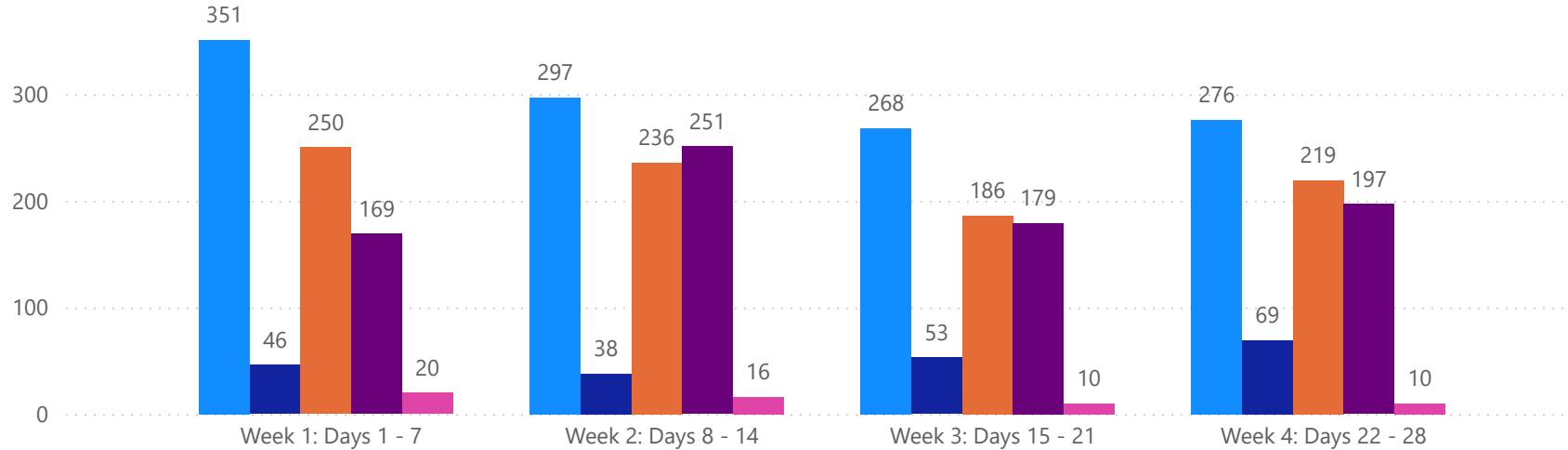


4 WEEK REAL ESTATE MARKET REPORT

PASCO COUNTY - SINGLE FAMILY HOME

5/28/2026

MLS Status ● Active ● Canceled ● Pending ● Sold ● Temporarily Off-Market



All data is current as of today, though some MLS statuses may have changed from prior days.

TOTALS

MLS Status	4 Week Total
Active	1192
Canceled	206
Pending	891
Sold	796
Temporarily Off-Market	56

DAILY MARKET CHANGE

Category	Sum of Pasco
Back on the Market	11
New Listings	59
Price Decrease	68
Price Increase	16

*Back on Market can be from these sources - Pending, Temp Off Market, Cancelled and Expired Listing)

7 DAY SOLD COMPARISON

Closed Prior Year	Volume	Count
Thursday, May 28, 2026	\$9,447,400	21
Wednesday, May 27, 2026	\$22,969,515	45
Tuesday, May 26, 2026	\$14,684,340	33
Monday, May 25, 2026	\$1,356,000	4
Sunday, May 24, 2026	\$439,000	1
Saturday, May 23, 2026	\$3,326,990	7
Friday, May 22, 2026	\$25,238,519	58
Total	\$77,461,764	169

Closed Prior Year	Volume	Count
Tuesday, May 27, 2025	\$20,790,187	48
Monday, May 26, 2025	\$1,106,555	3
Sunday, May 25, 2025	\$2,646,036	5
Saturday, May 24, 2025	\$1,037,750	3
Friday, May 23, 2025	\$26,782,648	63
Thursday, May 22, 2025	\$11,119,889	27
Wednesday, May 21, 2025	\$12,185,883	33
Total	\$75,668,948	182

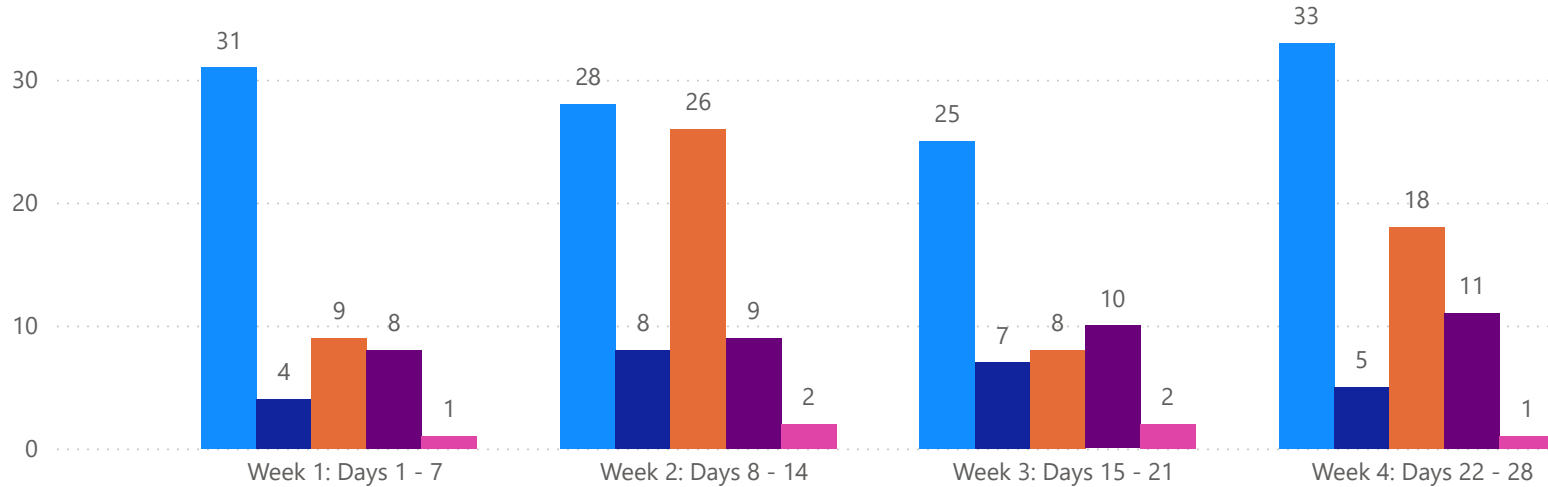


4 WEEK REAL ESTATE MARKET REPORT

PASCO COUNTY - CONDO

5/28/2026

MlsStatus ● Active ● Canceled ● Pending ● Sold ● Temporarily Off-Market



All data is current as of today, though some MLS statuses may have changed from prior days.

TOTALS

MLS Status	4 Week Total
Active	117
Canceled	24
Pending	61
Sold	38
Temporarily Off-Market	6

DAILY MARKET CHANGE

Category	Sum of Pasco
Back on the Market	2
New Listings	1
Price Decrease	3
Price Increase	0

*Back on Market can be from these sources - Pending, Temp Off Market, Cancelled and Expired Listing)

7 DAY SOLD COMPARISON

Closed Prior Year	Volume	Count
Thursday, May 28, 2026	\$175,000	1
Wednesday, May 27, 2026	\$192,400	2
Tuesday, May 26, 2026	\$523,900	3
Monday, May 25, 2026	\$117,500	1
Friday, May 22, 2026	\$90,000	1
Total	\$1,098,800	8

Closed Prior Year	Volume	Count
Tuesday, May 27, 2025	\$370,500	4
Friday, May 23, 2025	\$634,000	4
Thursday, May 22, 2025	\$680,000	2
Wednesday, May 21, 2025	\$235,900	2
Total	\$1,920,400	12

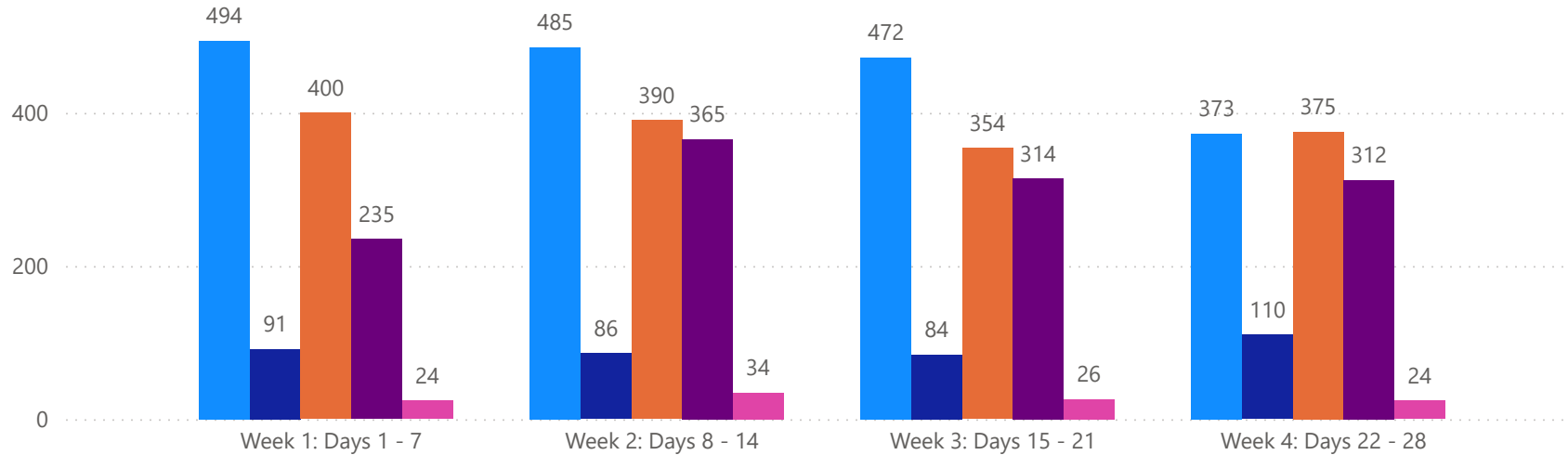


4 WEEK REAL ESTATE MARKET REPORT

HILLSBOROUGH COUNTY - SINGLE FAMILY HOME

5/28/2026

MLS Status ● Active ● Canceled ● Pending ● Sold ● Temporarily Off-Market



All data is current as of today, though some MLS statuses may have changed from prior days.

TOTALS

MLS Status	4 Week Total
Active	1824
Canceled	371
Pending	1519
Sold	1226
Temporarily Off-Market	108

DAILY MARKET CHANGE

Category	Sum of Hillsborough	*Back on Market can be from these sources - Pending, Temp Off Market, Cancelled and Expired Listing)
Back on the Market	17	
New Listings	92	
Price Decrease	99	
Price Increase	3	

7 DAY SOLD COMPARISON

Closed Prior Year	Volume	Count	Closed Prior Year	Volume	Count
Thursday, May 28, 2026	\$20,345,200	35	Tuesday, May 27, 2025	\$35,926,823	65
Wednesday, May 27, 2026	\$32,351,130	53	Monday, May 26, 2025	\$942,500	3
Tuesday, May 26, 2026	\$33,354,450	49	Sunday, May 25, 2025	\$1,445,970	4
Monday, May 25, 2026	\$4,828,890	9	Saturday, May 24, 2025	\$3,713,988	7
Saturday, May 23, 2026	\$1,862,660	4	Friday, May 23, 2025	\$53,416,509	104
Friday, May 22, 2026	\$49,792,049	85	Thursday, May 22, 2025	\$20,582,100	38
Total	\$142,534,379	235	Wednesday, May 21, 2025	\$23,639,910	50
			Total	\$139,667,800	271

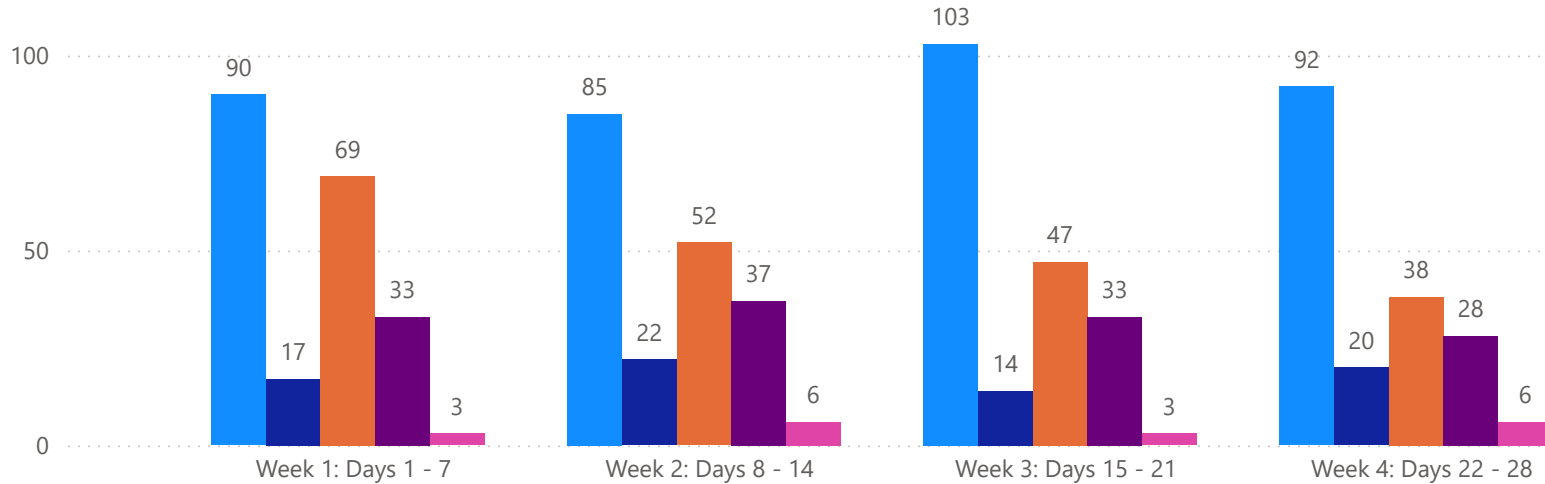


4 WEEK REAL ESTATE MARKET REPORT

HILLSBOROUGH COUNTY - CONDO

5/28/2026

MLS Status ● Active ● Canceled ● Pending ● Sold ● Temporarily Off-Market



All data is current as of today, though some MLS statuses may have changed from prior days.

TOTALS

MLS Status	4 Week Total
Active	370
Canceled	73
Pending	206
Sold	131
Temporarily Off-Market	18

DAILY MARKET CHANGE

Category	Sum of Hillsborough	*Back on Market can be from these sources - Pending, Temp Off Market, Canceled and Expired Listing)
Back on the Market	1	
New Listings	5	
Price Decrease	10	
Price Increase	1	

7 DAY SOLD COMPARISON

Closed Prior Year	Volume	Count	Closed Prior Year	Volume	Count
Thursday, May 28, 2026	\$562,500	3	Tuesday, May 27, 2025	\$504,900	4
Wednesday, May 27, 2026	\$3,943,000	5	Monday, May 26, 2025	\$135,000	1
Tuesday, May 26, 2026	\$2,049,000	7	Sunday, May 25, 2025	\$120,000	1
Saturday, May 23, 2026	\$635,000	1	Friday, May 23, 2025	\$4,287,750	8
Friday, May 22, 2026	\$5,130,500	17	Thursday, May 22, 2025	\$503,400	3
Total	\$12,320,000	33	Wednesday, May 21, 2025	\$2,165,000	5
			Total	\$7,716,050	22

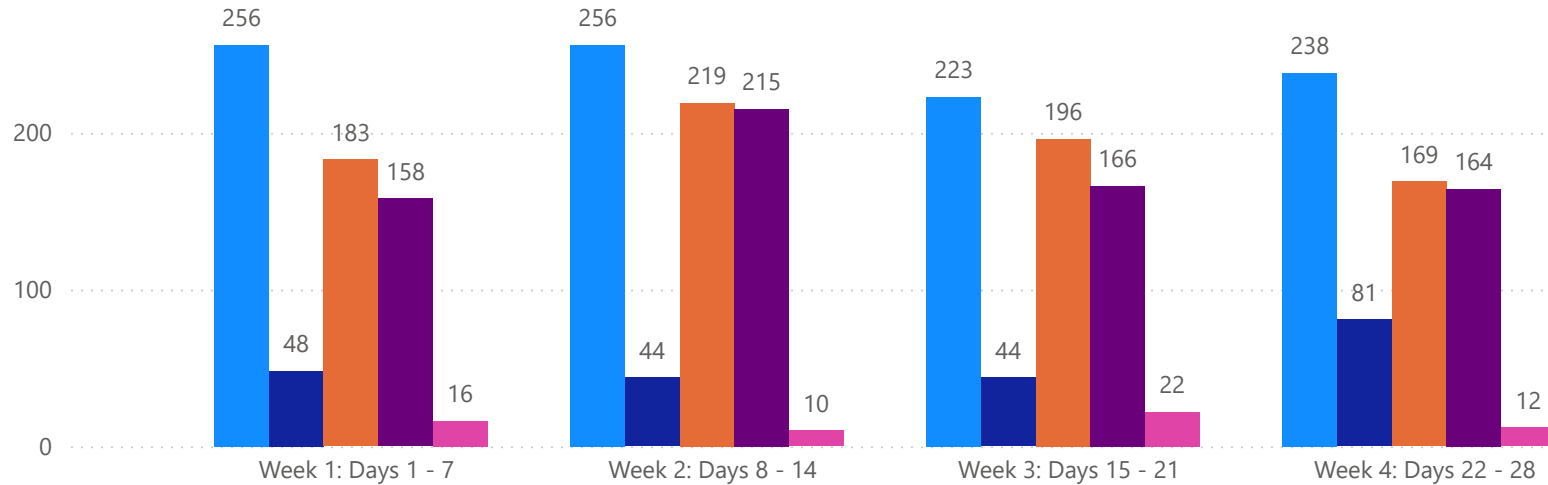


4 WEEK REAL ESTATE MARKET REPORT

SARASOTA COUNTY - SINGLE FAMILY HOME

5/28/2026

MLS Status ● Active ● Canceled ● Pending ● Sold ● Temporarily Off-Market



All data is current as of today, though some MLS statuses may have changed from prior days.

TOTALS

MLS Status	4 Week Total
Active	973
Canceled	217
Pending	767
Sold	703
Temporarily Off-Market	60

DAILY MARKET CHANGE

Category	Sum of Sarasota
Back on the Market	13
New Listings	34
Price Decrease	52
Price Increase	2

*Back on Market can be from these sources - Pending, Temp Off Market, Cancelled and Expired Listing)

7 DAY SOLD COMPARISON

Closed Prior Year	Volume	Count
Thursday, May 28, 2026	\$27,974,159	30
Wednesday, May 27, 2026	\$23,888,457	37
Tuesday, May 26, 2026	\$17,785,088	32
Monday, May 25, 2026	\$2,744,000	5
Sunday, May 24, 2026	\$1,025,000	1
Saturday, May 23, 2026	\$1,218,289	1
Friday, May 22, 2026	\$30,716,956	52
Total	\$105,351,949	158

Closed Prior Year	Volume	Count
Tuesday, May 27, 2025	\$20,090,912	32
Monday, May 26, 2025	\$4,190,080	3
Friday, May 23, 2025	\$42,791,986	64
Thursday, May 22, 2025	\$22,852,543	32
Wednesday, May 21, 2025	\$12,341,838	21
Total	\$102,267,359	152

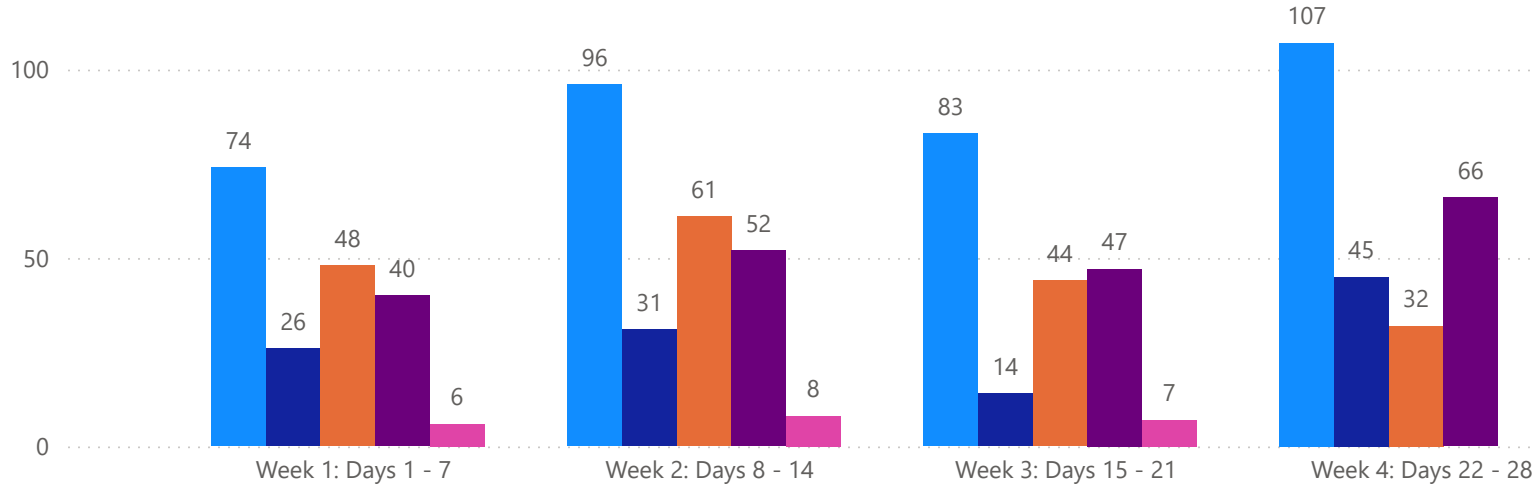


4 WEEK REAL ESTATE MARKET REPORT

SARASOTA COUNTY - CONDO

5/28/2026

MLS Status ● Active ● Canceled ● Pending ● Sold ● Temporarily Off-Market



All data is current as of today, though some MLS statuses may have changed from prior days.

TOTALS

MLS Status	4 Week Total
Active	360
Canceled	116
Pending	185
Sold	205
Temporarily Off-Market	21

DAILY MARKET CHANGE

Category	Sum of Sarasota
Back on the Market	1
New Listings	4
Price Decrease	12
Price Increase	0

*Back on Market can be from these sources - Pending, Temp Off Market, Cancelled and Expired Listing)

7 DAY SOLD COMPARISON

Closed Prior Year	Volume	Count
Thursday, May 28, 2026	\$4,440,000	5
Wednesday, May 27, 2026	\$8,722,000	14
Tuesday, May 26, 2026	\$6,117,000	6
Sunday, May 24, 2026	\$142,500	1
Friday, May 22, 2026	\$9,056,500	14
Total	\$28,478,000	40

Closed Prior Year	Volume	Count
Tuesday, May 27, 2025	\$10,354,000	10
Friday, May 23, 2025	\$6,000,000	10
Thursday, May 22, 2025	\$2,165,000	6
Wednesday, May 21, 2025	\$2,445,000	8
Total	\$20,964,000	34

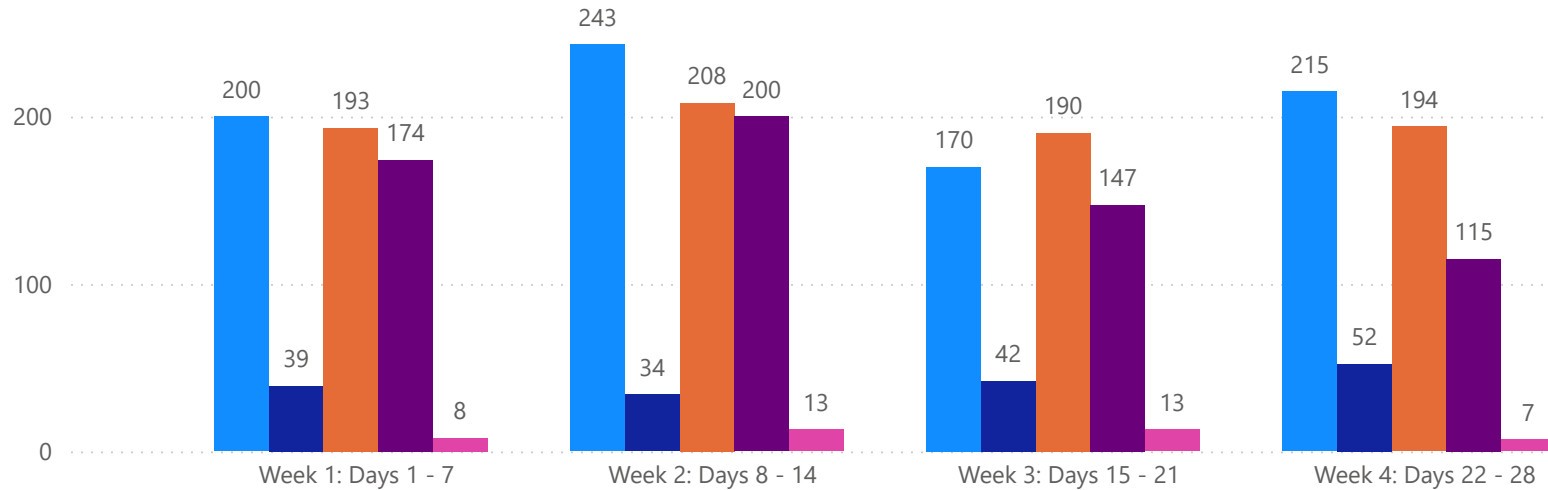


4 WEEK REAL ESTATE MARKET REPORT

MANATEE COUNTY - SINGLE FAMILY HOME

5/28/2026

MlsStatus ● Active ● Canceled ● Pending ● Sold ● Temporarily Off-Market



All data is current as of today, though some MLS statuses may have changed from prior days.

TOTALS

MLS Status	4 Week Total
Active	828
Canceled	167
Pending	785
Sold	636
Temporarily Off-Market	41

DAILY MARKET CHANGE

Category	Sum of Manatee
Back on the Market	3
New Listings	36
Price Decrease	62
Price Increase	2

*Back on Market can be from these sources - Pending, Temp Off Market, Cancelled and Expired Listing)

7 DAY SOLD COMPARISON

Closed Prior Year	Volume	Count
Thursday, May 28, 2026	\$19,032,433	26
Wednesday, May 27, 2026	\$17,841,059	37
Tuesday, May 26, 2026	\$31,340,202	51
Monday, May 25, 2026	\$4,559,975	7
Saturday, May 23, 2026	\$2,387,868	3
Friday, May 22, 2026	\$36,118,231	50
Total	\$111,279,768	174

Closed Prior Year	Volume	Count
Tuesday, May 27, 2025	\$27,101,616	41
Monday, May 26, 2025	\$1,227,000	2
Saturday, May 24, 2025	\$1,899,000	1
Friday, May 23, 2025	\$35,231,423	52
Thursday, May 22, 2025	\$26,942,584	30
Wednesday, May 21, 2025	\$7,267,631	14
Total	\$99,669,254	140

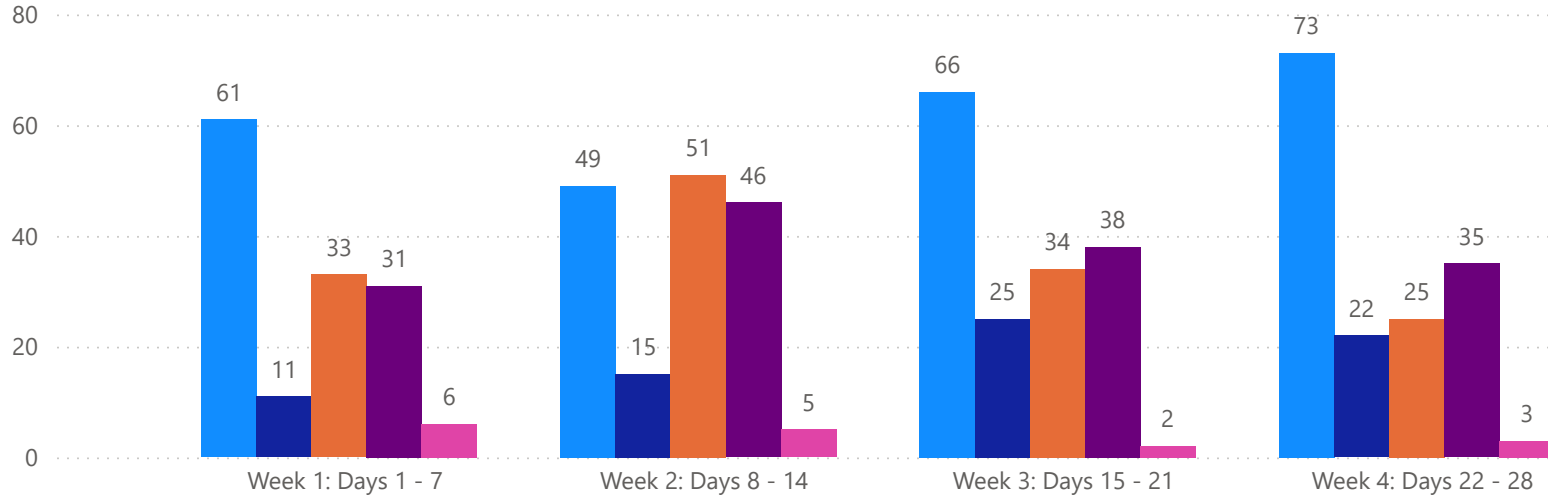


4 WEEK REAL ESTATE MARKET REPORT

MANATEE COUNTY - CONDO

5/28/2026

MLSStatus ● Active ● Canceled ● Pending ● Sold ● Temporarily Off-Market



TOTALS

MLS Status	4 Week Total
Active	249
Canceled	73
Pending	143
Sold	150
Temporarily Off-Market	16

DAILY MARKET CHANGE

Category	Sum of Manatee
Back on the Market	2
New Listings	7
Price Decrease	15
Price Increase	0

*Back on Market can be from these sources - Pending, Temp Off Market, Cancelled and Expired Listing)

7 DAY SOLD COMPARISON

Closed Prior Year	Volume	Count
Thursday, May 28, 2026	\$421,000	2
Wednesday, May 27, 2026	\$1,476,575	5
Tuesday, May 26, 2026	\$3,215,500	9
Monday, May 25, 2026	\$61,500	1
Saturday, May 23, 2026	\$160,000	1
Friday, May 22, 2026	\$3,345,000	13
Total	\$8,679,575	31

Closed Prior Year	Volume	Count
Tuesday, May 27, 2025	\$1,032,000	3
Friday, May 23, 2025	\$3,370,250	8
Thursday, May 22, 2025	\$2,043,900	7
Wednesday, May 21, 2025	\$2,630,000	5
Total	\$9,076,150	23

