

SUNCOAST TAMPA ASSOCIATION OF REALTORS®

4 WEEK REAL ESTATE MARKET REPORT

Tuesday, June 2, 2026

As of: Wednesday, June 3, 2026

- 1 Report Breakdown
- 2 Cumulative Tampa Bay Report - Single Family Home
- 3 Cumulative Tampa Bay Report - Condominium
- 4 Pinellas County - Single Family Home
- 5 Pinellas County - Condominium
- 6 Pasco County - Single Family Home
- 7 Pasco County - Condominium
- 8 Hillsborough County - Single Family Home
- 9 Hillsborough County - Condominium
- 10 Sarasota County - Single Family Home
- 11 Sarasota County - Condominium
- 12 Manatee County - Single Family Home
- 13 Manatee County - Condominium

4 WEEK REAL ESTATE MARKET REPORT

REPORT BREAKDOWN

Tuesday, June 2, 2026

as of: 6/3/2026

Day 1	Tuesday, June 2, 2026
Day 2	Monday, June 1, 2026
Day 3	Sunday, May 31, 2026
Day 4	Saturday, May 30, 2026
Day 5	Friday, May 29, 2026
Day 6	Wednesday, June 3, 2026
Day 7	Tuesday, June 2, 2026
Day 8	Monday, June 1, 2026
Day 9	Sunday, May 31, 2026
Day 10	Saturday, May 30, 2026
Day 11	Friday, May 29, 2026
Day 12	Thursday, May 28, 2026
Day 13	Wednesday, May 27, 2026
Day 14	Tuesday, May 26, 2026
Day 15	Monday, May 25, 2026
Day 16	Sunday, May 24, 2026
Day 17	Saturday, May 23, 2026
Day 18	Friday, May 22, 2026
Day 19	Thursday, May 21, 2026
Day 20	Wednesday, May 20, 2026
Day 21	Tuesday, May 19, 2026
Day 22	Monday, May 18, 2026
Day 23	Sunday, May 17, 2026
Day 24	Saturday, May 16, 2026
Day 25	Friday, May 15, 2026
Day 26	Thursday, May 14, 2026
Day 27	Wednesday, May 13, 2026
Day 28	Tuesday, May 12, 2026

REPORT BREAKDOWN

GRAPH:

Active - Newly listed during the date range

Pending - Status changed to 'pending' during the date range

Sold - Closed during the date range

Canceled - Canceled during the date range

Temp off Market - Status changed to 'temp' off market' during the date range

The date ranges are not cumulative.

Day 1: Tuesday, June 2, 2026

Day 28: Tuesday, May 12, 2026

TOTALS:

4 Weeks: The summation of each date range (Day 1 - Day 28)

Market Changes

Day 1's New Listings, Price Increase, Price Decreases and Back on Market

Manatee County - Single Family Home

7 Day Sold Comparison

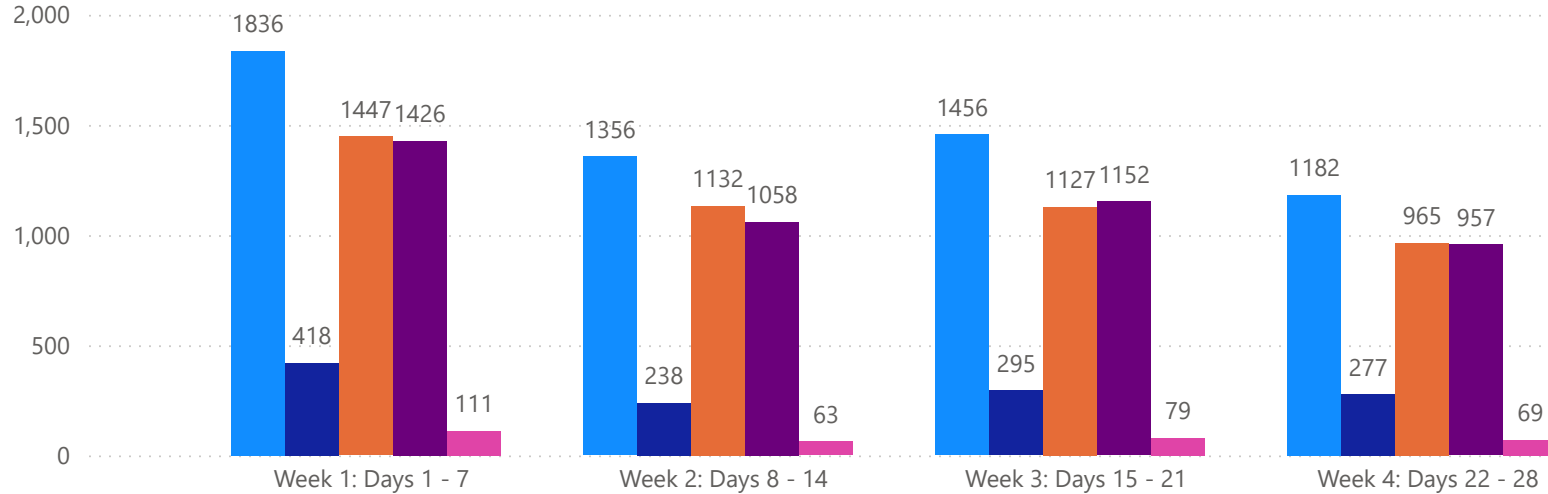
Compares the sold amount and volume in the last 7 days against the same timeframe in the prior year and days 8 - days 14.

4 WEEK REAL ESTATE MARKET REPORT

TAMPA BAY - SINGLE FAMILY HOME

6/2/2026

MLS Status ● Active ● Canceled ● Pending ● Sold ● Temporarily Off-Market



All data is current as of today, though some MLS statuses may have changed from prior days.

TOTALS

MLS Status	4 Week Total
Active	5830
Canceled	1228
Pending	4671
Sold	4593
Temporarily Off-Market	322

DAILY MARKET CHANGE

Category	Sum of Total
Back on the Market	22
New Listings	57
Price Decrease	108
Price Increase	8

*Back on Market can be from these sources - Pending, Temp Off Market, Cancelled and Expired Listing)

7 DAY SOLD COMPARISON

Closed Prior Year	Volume	Count
Tuesday, June 02, 2026	\$70,837,935	86
Monday, June 01, 2026	\$131,231,853	211
Saturday, May 30, 2026	\$9,880,245	18
Friday, May 29, 2026	\$303,708,584	544
Thursday, May 28, 2026	\$190,864,254	320
Wednesday, May 27, 2026	\$147,385,702	247
Total	\$853,908,573	1426

Closed Prior Year	Volume	Count
Sunday, June 01, 2025	\$5,993,438	8
Saturday, May 31, 2025	\$7,721,494	15
Friday, May 30, 2025	\$315,472,933	586
Thursday, May 29, 2025	\$153,999,301	282
Wednesday, May 28, 2025	\$148,755,997	270
Tuesday, May 27, 2025	\$136,802,387	233
Monday, May 26, 2025	\$12,074,635	20
Total	\$780,820,185	1414

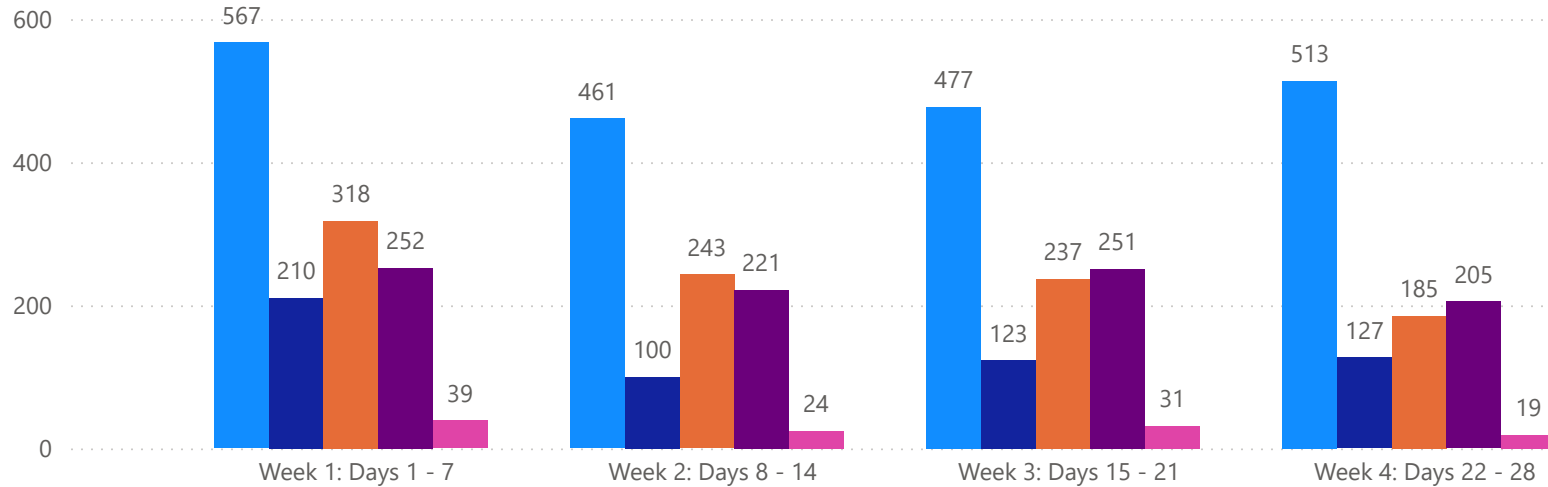


4 WEEK REAL ESTATE MARKET REPORT

TAMPA BAY - CONDO

6/2/2026

MLS Status ● Active ● Canceled ● Pending ● Sold ● Temporarily Off-Market



All data is current as of today, though some MLS statuses may have changed from prior days.

TOTALS

MLS Status	4 Week Total
Active	2018
Canceled	560
Pending	983
Sold	929
Temporarily Off-Market	113

DAILY MARKET CHANGE

Category	Sum of Total
Back on the Market	3
New Listings	28
Price Decrease	40
Price Increase	1

*Back on Market can be from these sources - Pending, Temp Off Market, Cancelled and Expired Listing)

7 DAY SOLD COMPARISON

Closed Prior Year	Volume	Count
Tuesday, June 02, 2026	\$10,226,075	18
Monday, June 01, 2026	\$20,983,700	37
Saturday, May 30, 2026	\$360,000	1
Friday, May 29, 2026	\$48,269,920	109
Thursday, May 28, 2026	\$16,107,106	43
Wednesday, May 27, 2026	\$21,248,099	44
Total	\$117,194,900	252

Closed Prior Year	Volume	Count
Sunday, June 01, 2025	\$240,000	1
Saturday, May 31, 2025	\$155,000	1
Friday, May 30, 2025	\$33,326,045	83
Thursday, May 29, 2025	\$16,346,700	41
Wednesday, May 28, 2025	\$16,858,800	43
Tuesday, May 27, 2025	\$16,443,750	39
Monday, May 26, 2025	\$494,000	2
Total	\$83,864,295	210

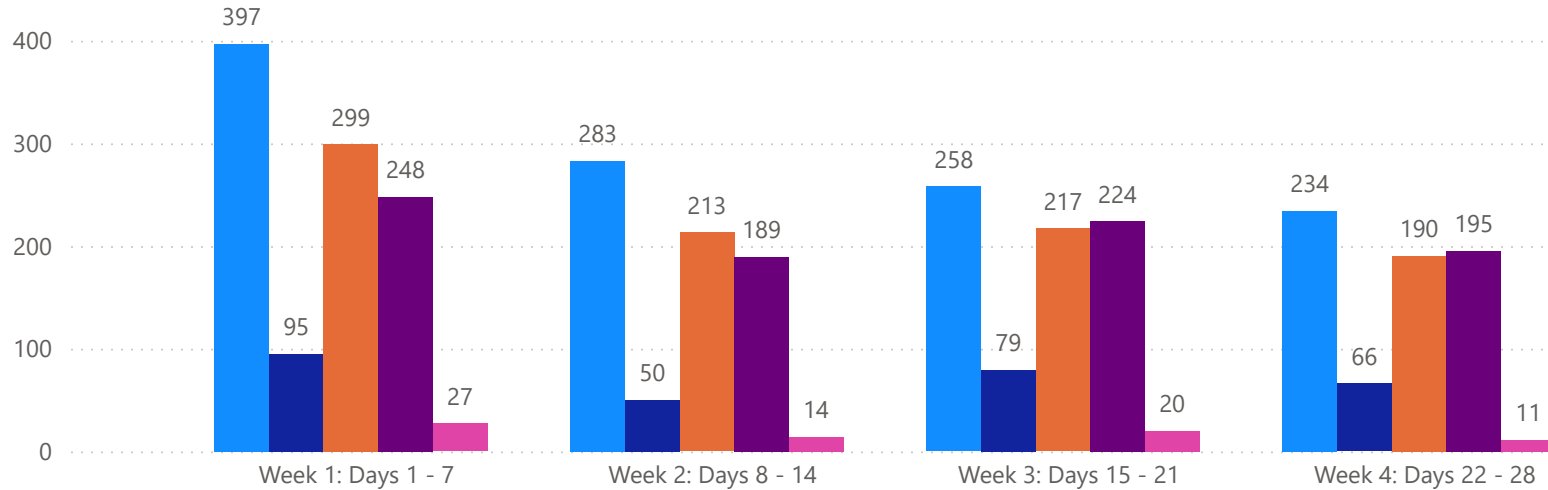


4 WEEK REAL ESTATE MARKET REPORT

PINELLAS COUNTY - SINGLE FAMILY HOME

6/2/2026

MLS Status ● Active ● Canceled ● Pending ● Sold ● Temporarily Off-Market



All data is current as of today, though some MLS statuses may have changed from prior days.

TOTALS

MLS Status	4 Week Total
Active	1172
Canceled	290
Pending	919
Sold	856
Temporarily Off-Market	72

DAILY MARKET CHANGE

Category	Sum of Pinellas
Back on the Market	11
New Listings	28
Price Decrease	73
Price Increase	2

*Back on Market can be from these sources - Pending, Temp Off Market, Cancelled and Expired Listing)

7 DAY SOLD COMPARISON

Closed Prior Year	Volume	Count
Tuesday, June 02, 2026	\$22,540,600	20
Monday, June 01, 2026	\$25,740,250	39
Saturday, May 30, 2026	\$625,000	2
Friday, May 29, 2026	\$61,403,133	98
Thursday, May 28, 2026	\$32,543,500	46
Wednesday, May 27, 2026	\$33,428,876	43
Total	\$176,281,359	248

Closed Prior Year	Volume	Count
Sunday, June 01, 2025	\$260,000	1
Saturday, May 31, 2025	\$1,250,495	3
Friday, May 30, 2025	\$67,368,944	120
Thursday, May 29, 2025	\$30,281,600	48
Wednesday, May 28, 2025	\$36,132,325	48
Tuesday, May 27, 2025	\$32,892,849	47
Monday, May 26, 2025	\$4,608,500	9
Total	\$172,794,713	276

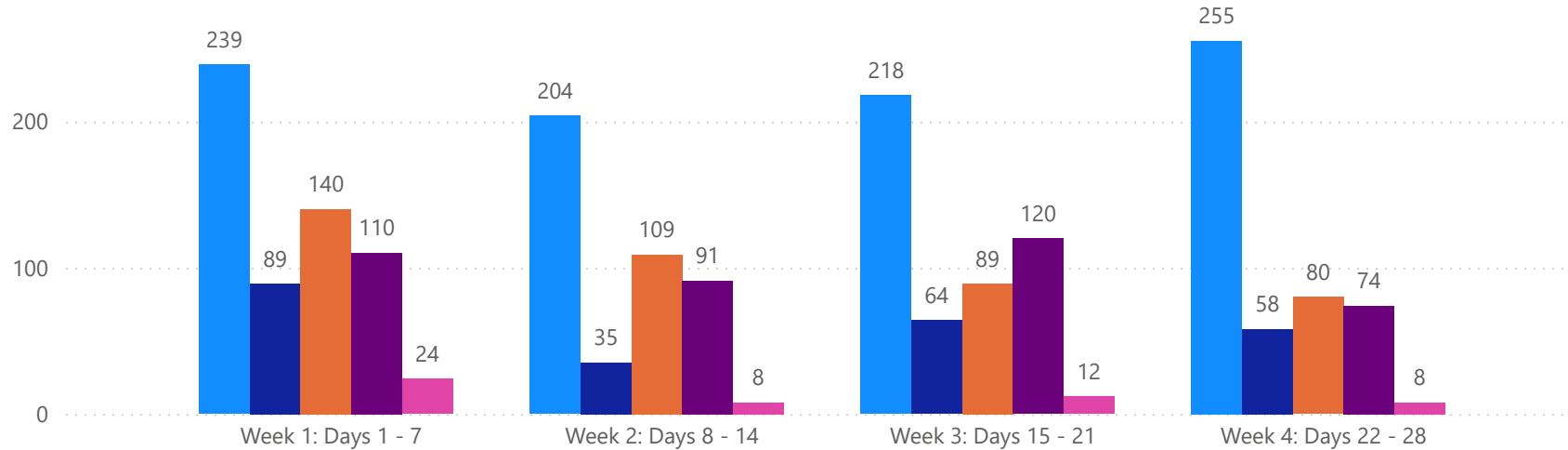


4 WEEK REAL ESTATE MARKET REPORT

PINELLAS COUNTY - CONDO

6/2/2026

MLS Status ● Active ● Canceled ● Pending ● Sold ● Temporarily Off-Market



All data is current as of today, though some MLS statuses may have changed from prior days.

TOTALS

MLS Status	4 Week Total
Active	916
Canceled	246
Pending	418
Sold	395
Temporarily Off-Market	52

DAILY MARKET CHANGE

Category	Sum of Pinellas
Back on the Market	12
New Listings	21
Price Decrease	41
Price Increase	1

*Back on Market can be from these sources - Pending, Temp Off Market, Cancelled and Expired Listing)

7 DAY SOLD COMPARISON

Closed Prior Year	Volume	Count
Tuesday, June 02, 2026	\$3,018,525	7
Monday, June 01, 2026	\$9,113,000	15
Friday, May 29, 2026	\$22,367,300	52
Thursday, May 28, 2026	\$5,517,799	23
Wednesday, May 27, 2026	\$3,835,100	13
Total	\$43,851,724	110

Closed Prior Year	Volume	Count
Saturday, May 31, 2025	\$155,000	1
Friday, May 30, 2025	\$12,197,700	38
Thursday, May 29, 2025	\$7,814,500	19
Wednesday, May 28, 2025	\$11,010,900	24
Tuesday, May 27, 2025	\$4,182,350	18
Monday, May 26, 2025	\$359,000	1
Total	\$35,719,450	101

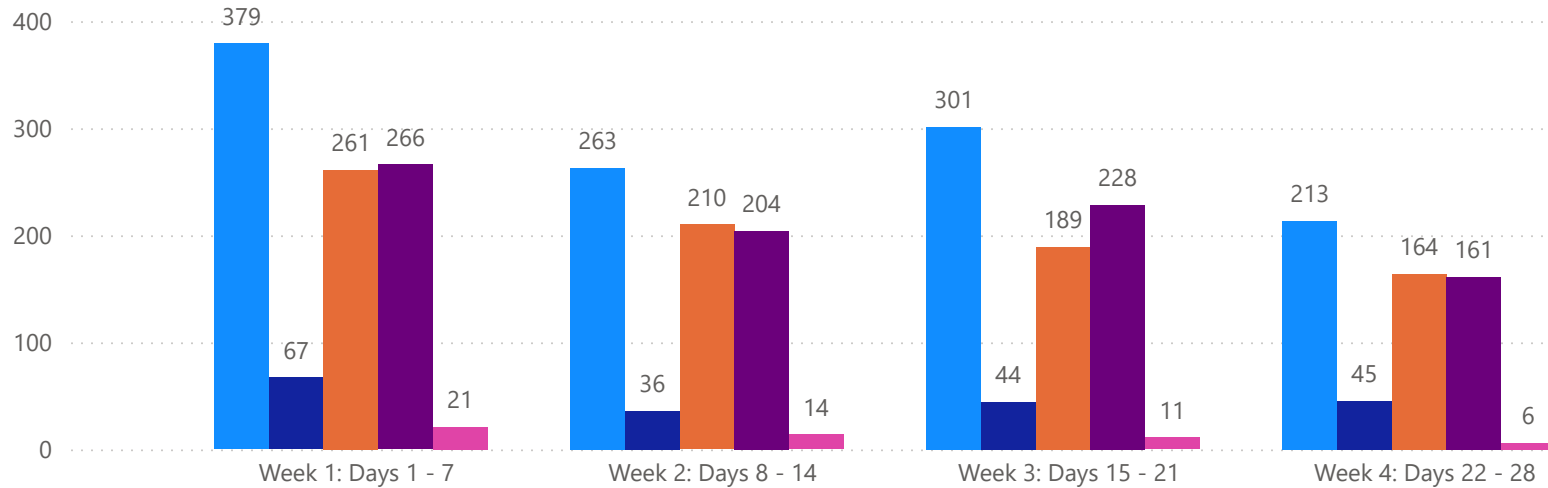


4 WEEK REAL ESTATE MARKET REPORT

PASCO COUNTY - SINGLE FAMILY HOME

6/2/2026

MLS Status ● Active ● Canceled ● Pending ● Sold ● Temporarily Off-Market



All data is current as of today, though some MLS statuses may have changed from prior days.

TOTALS

MLS Status	4 Week Total
Active	1156
Canceled	192
Pending	824
Sold	859
Temporarily Off-Market	52

DAILY MARKET CHANGE

Category	Sum of Pasco
Back on the Market	16
New Listings	38
Price Decrease	78
Price Increase	8

*Back on Market can be from these sources - Pending, Temp Off Market, Cancelled and Expired Listing)

7 DAY SOLD COMPARISON

Closed Prior Year	Volume	Count
Tuesday, June 02, 2026	\$8,163,490	18
Monday, June 01, 2026	\$11,996,050	34
Saturday, May 30, 2026	\$1,699,480	4
Friday, May 29, 2026	\$41,047,595	99
Thursday, May 28, 2026	\$27,441,392	62
Wednesday, May 27, 2026	\$24,376,435	49
Total	\$114,724,442	266

Closed Prior Year	Volume	Count
Sunday, June 01, 2025	\$1,313,056	1
Saturday, May 31, 2025	\$803,000	2
Friday, May 30, 2025	\$58,431,576	133
Thursday, May 29, 2025	\$25,472,350	62
Wednesday, May 28, 2025	\$27,322,332	64
Tuesday, May 27, 2025	\$20,790,187	48
Monday, May 26, 2025	\$1,106,555	3
Total	\$135,239,056	313

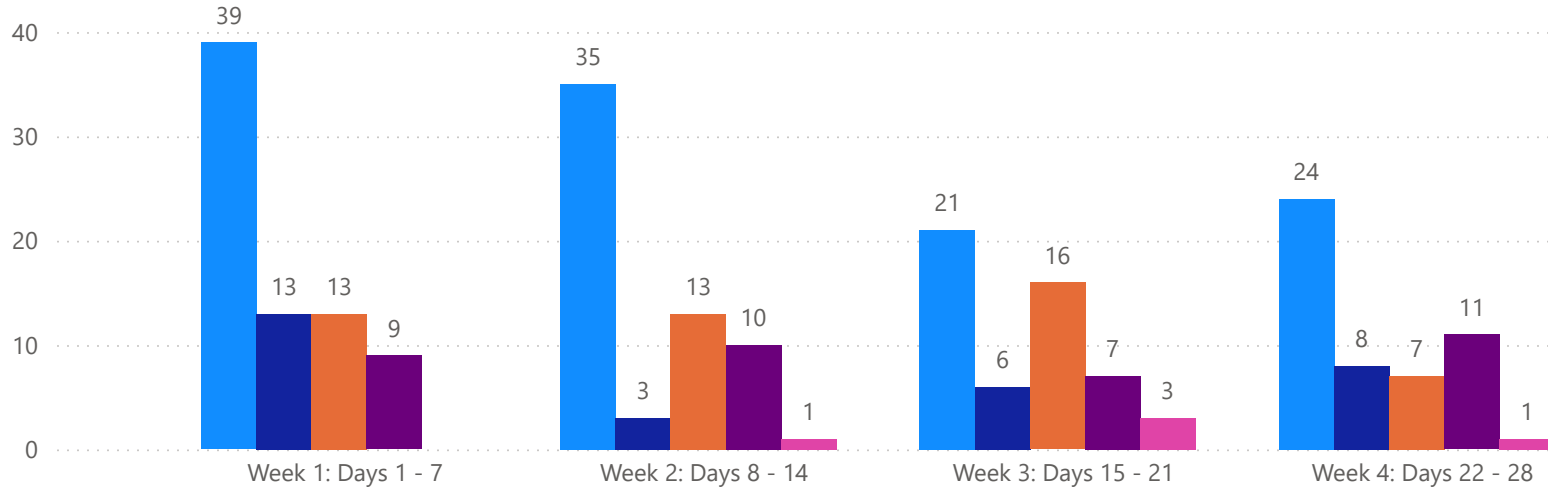


4 WEEK REAL ESTATE MARKET REPORT

PASCO COUNTY - CONDO

6/2/2026

MLS Status ● Active ● Canceled ● Pending ● Sold ● Temporarily Off-Market



All data is current as of today, though some MLS statuses may have changed from prior days.

TOTALS

MLS Status	4 Week Total
Active	119
Canceled	30
Pending	49
Sold	37
Temporarily Off-Market	5


DAILY MARKET CHANGE

Category	Sum of Pasco
Back on the Market	1
New Listings	3
Price Decrease	7
Price Increase	0

*Back on Market can be from these sources - Pending, Temp Off Market, Cancelled and Expired Listing)

7 DAY SOLD COMPARISON

Closed Prior Year	Volume	Count	Closed Prior Year	Volume	Count
Tuesday, June 02, 2026	\$299,900	2	Friday, May 30, 2025	\$282,500	2
Friday, May 29, 2026	\$749,500	5	Wednesday, May 28, 2025	\$249,900	2
Wednesday, May 27, 2026	\$192,400	2	Tuesday, May 27, 2025	\$370,500	4
Total	\$1,241,800	9	Total	\$902,900	8

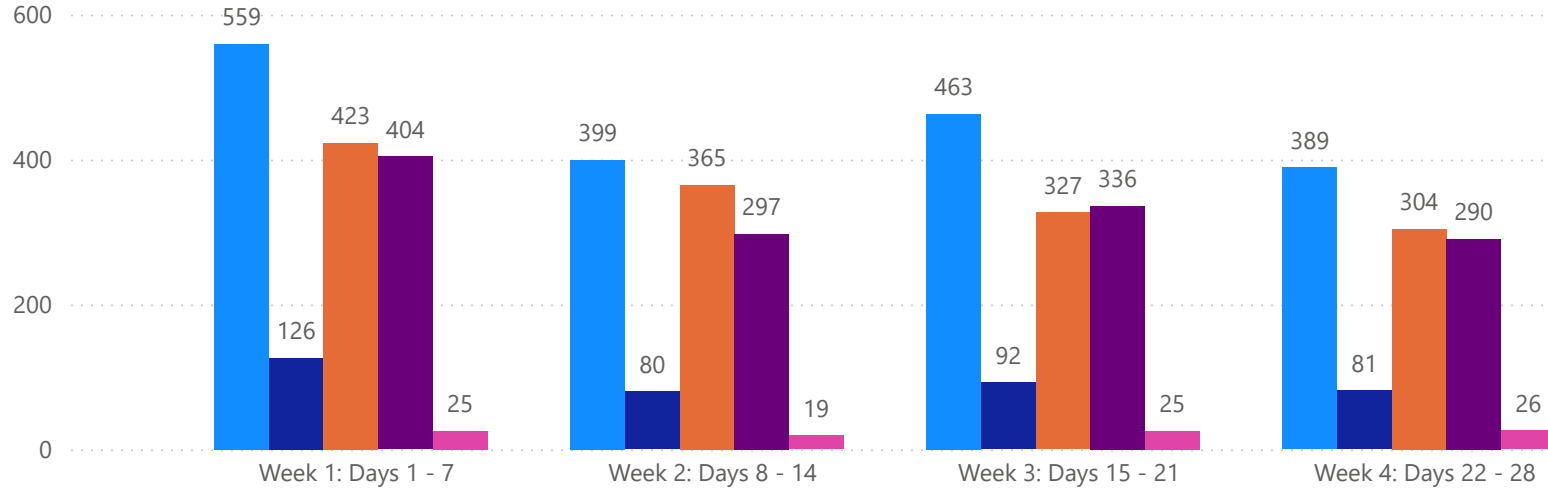


4 WEEK REAL ESTATE MARKET REPORT

HILLSBOROUGH COUNTY - SINGLE FAMILY HOME

6/2/2026

MLS Status ● Active ● Canceled ● Pending ● Sold ● Temporarily Off-Market



All data is current as of today, though some MLS statuses may have changed from prior days.

TOTALS

MLS Status	4 Week Total
Active	1810
Canceled	379
Pending	1419
Sold	1327
Temporarily Off-Market	95

DAILY MARKET CHANGE

Category	Sum of Hillsborough	*Back on Market can be from these sources - Pending, Temp Off Market, Cancelled and Expired Listing)
Back on the Market	22	
New Listings	53	
Price Decrease	87	
Price Increase	4	

7 DAY SOLD COMPARISON

Closed Prior Year	Volume	Count	Closed Prior Year	Volume	Count
Tuesday, June 02, 2026	\$10,150,000	17	Sunday, June 01, 2025	\$2,621,595	3
Monday, June 01, 2026	\$52,616,628	74	Saturday, May 31, 2025	\$1,770,000	3
Saturday, May 30, 2026	\$4,808,085	9	Friday, May 30, 2025	\$90,254,954	157
Friday, May 29, 2026	\$93,733,358	163	Thursday, May 29, 2025	\$39,092,522	78
Thursday, May 28, 2026	\$47,168,791	78	Wednesday, May 28, 2025	\$27,379,788	57
Wednesday, May 27, 2026	\$37,986,680	63	Tuesday, May 27, 2025	\$35,926,823	65
Total	\$246,463,542	404	Monday, May 26, 2025	\$942,500	3
			Total	\$197,988,182	366

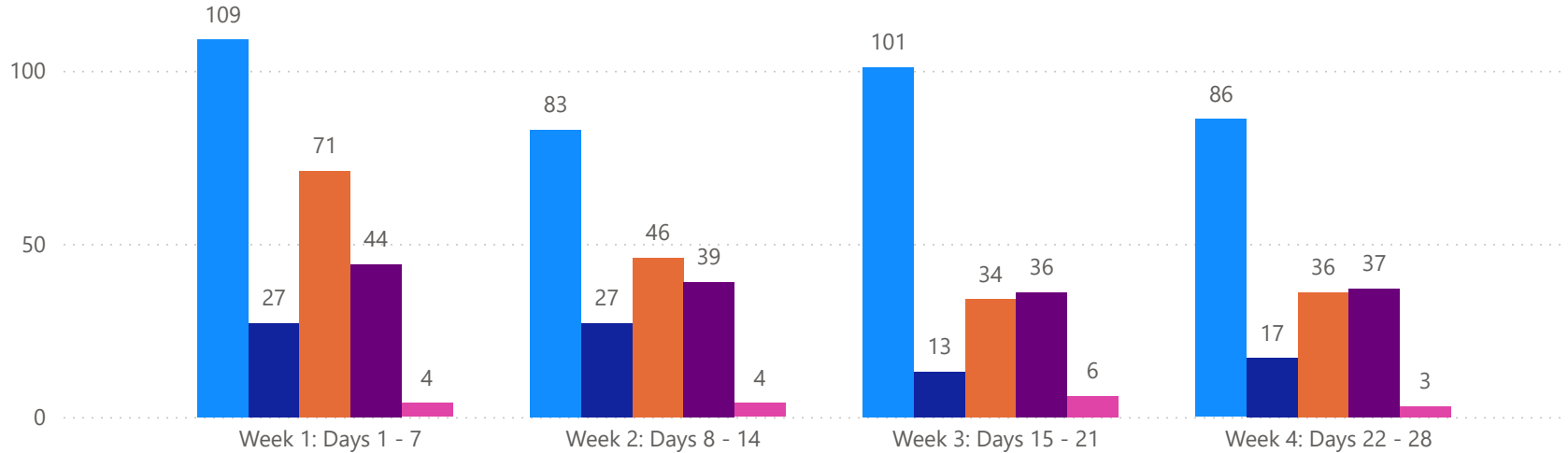


4 WEEK REAL ESTATE MARKET REPORT

HILLSBOROUGH COUNTY - CONDO

6/2/2026

MLS Status ● Active ● Canceled ● Pending ● Sold ● Temporarily Off-Market



All data is current as of today, though some MLS statuses may have changed from prior days.

TOTALS

MLS Status	4 Week Total
Active	379
Canceled	84
Pending	187
Sold	156
Temporarily Off-Market	17

DAILY MARKET CHANGE

Category	Sum of Hillsborough	*Back on Market can be from these sources - Pending, Temp Off Market, Canceled and Expired Listing)
Back on the Market	1	
New Listings	6	
Price Decrease	19	
Price Increase	0	

7 DAY SOLD COMPARISON

Closed Prior Year	Volume	Count
Tuesday, June 02, 2026	\$1,561,150	2
Monday, June 01, 2026	\$1,824,500	8
Saturday, May 30, 2026	\$360,000	1
Friday, May 29, 2026	\$11,270,300	20
Thursday, May 28, 2026	\$4,250,817	8
Wednesday, May 27, 2026	\$3,943,000	5
Total	\$23,209,767	44

Closed Prior Year	Volume	Count
Friday, May 30, 2025	\$5,101,000	10
Thursday, May 29, 2025	\$2,980,700	8
Wednesday, May 28, 2025	\$1,492,500	8
Tuesday, May 27, 2025	\$504,900	4
Monday, May 26, 2025	\$135,000	1
Total	\$10,214,100	31

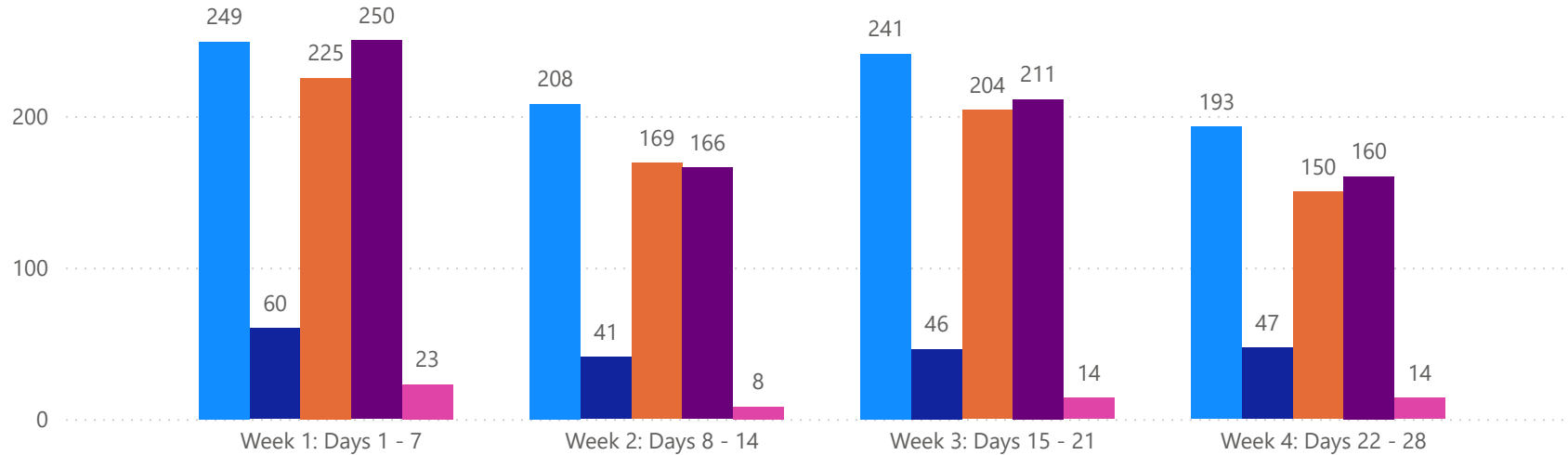


4 WEEK REAL ESTATE MARKET REPORT

SARASOTA COUNTY - SINGLE FAMILY HOME

6/2/2026

MlsStatus ● Active ● Canceled ● Pending ● Sold ● Temporarily Off-Market



All data is current as of today, though some MLS statuses may have changed from prior days.

TOTALS

MLS Status	4 Week Total
Active	891
Canceled	194
Pending	748
Sold	787
Temporarily Off-Market	59

DAILY MARKET CHANGE

Category	Sum of Sarasota
Back on the Market	11
New Listings	16
Price Decrease	57
Price Increase	2

*Back on Market can be from these sources - Pending, Temp Off Market, Cancelled and Expired Listing)

7 DAY SOLD COMPARISON

Closed Prior Year	Volume	Count
Tuesday, June 02, 2026	\$15,368,000	17
Monday, June 01, 2026	\$19,232,025	34
Saturday, May 30, 2026	\$1,222,199	1
Friday, May 29, 2026	\$50,761,722	94
Thursday, May 28, 2026	\$43,787,924	62
Wednesday, May 27, 2026	\$27,639,457	42
Total	\$158,011,327	250

Closed Prior Year	Volume	Count
Sunday, June 01, 2025	\$435,000	1
Saturday, May 31, 2025	\$675,000	1
Friday, May 30, 2025	\$49,178,992	80
Thursday, May 29, 2025	\$25,055,881	37
Wednesday, May 28, 2025	\$23,808,536	44
Tuesday, May 27, 2025	\$20,090,912	32
Monday, May 26, 2025	\$4,190,080	3
Total	\$123,434,401	198

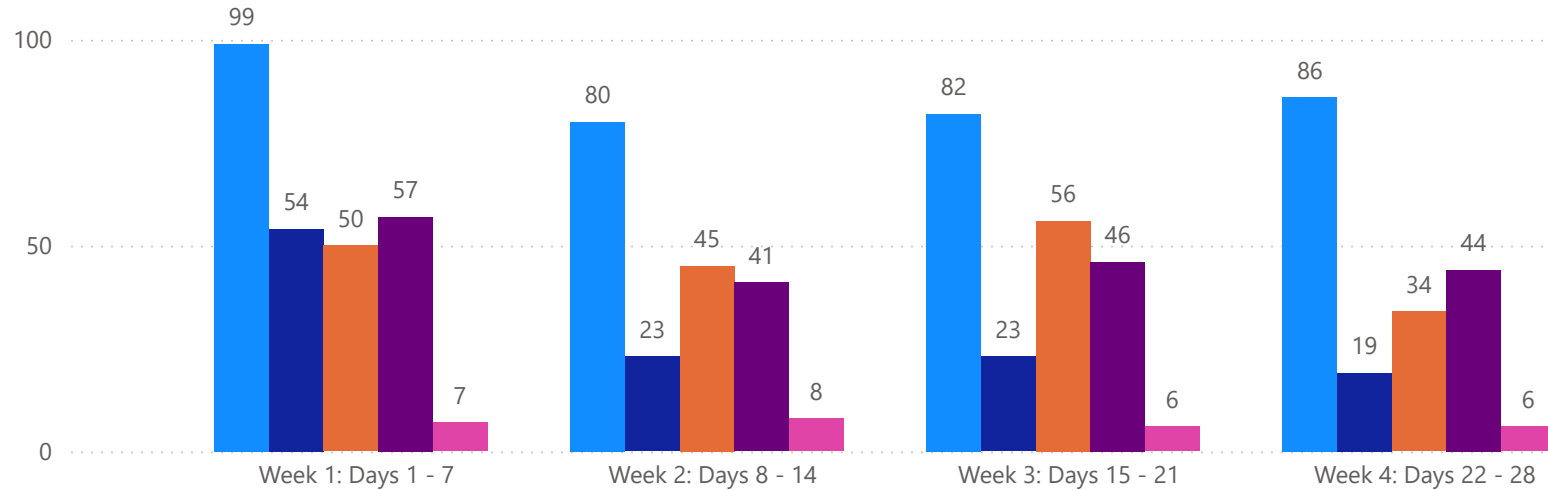


4 WEEK REAL ESTATE MARKET REPORT

SARASOTA COUNTY - CONDO

6/2/2026

MLS Status ● Active ● Canceled ● Pending ● Sold ● Temporarily Off-Market



All data is current as of today, though some MLS statuses may have changed from prior days.

TOTALS

MLS Status	4 Week Total
Active	347
Canceled	119
Pending	185
Sold	188
Temporarily Off-Market	27

DAILY MARKET CHANGE

Category	Sum of Sarasota
Back on the Market	3
New Listings	8
Price Decrease	17
Price Increase	0

*Back on Market can be from these sources - Pending, Temp Off Market, Cancelled and Expired Listing)

7 DAY SOLD COMPARISON

Closed Prior Year	Volume	Count
Tuesday, June 02, 2026	\$4,314,500	5
Monday, June 01, 2026	\$7,687,200	10
Friday, May 29, 2026	\$10,549,920	19
Thursday, May 28, 2026	\$4,727,500	6
Wednesday, May 27, 2026	\$11,094,024	17
Total	\$38,373,144	57

Closed Prior Year	Volume	Count
Sunday, June 01, 2025	\$240,000	1
Friday, May 30, 2025	\$12,703,995	23
Thursday, May 29, 2025	\$3,782,500	9
Wednesday, May 28, 2025	\$3,203,500	6
Tuesday, May 27, 2025	\$10,354,000	10
Total	\$30,283,995	49

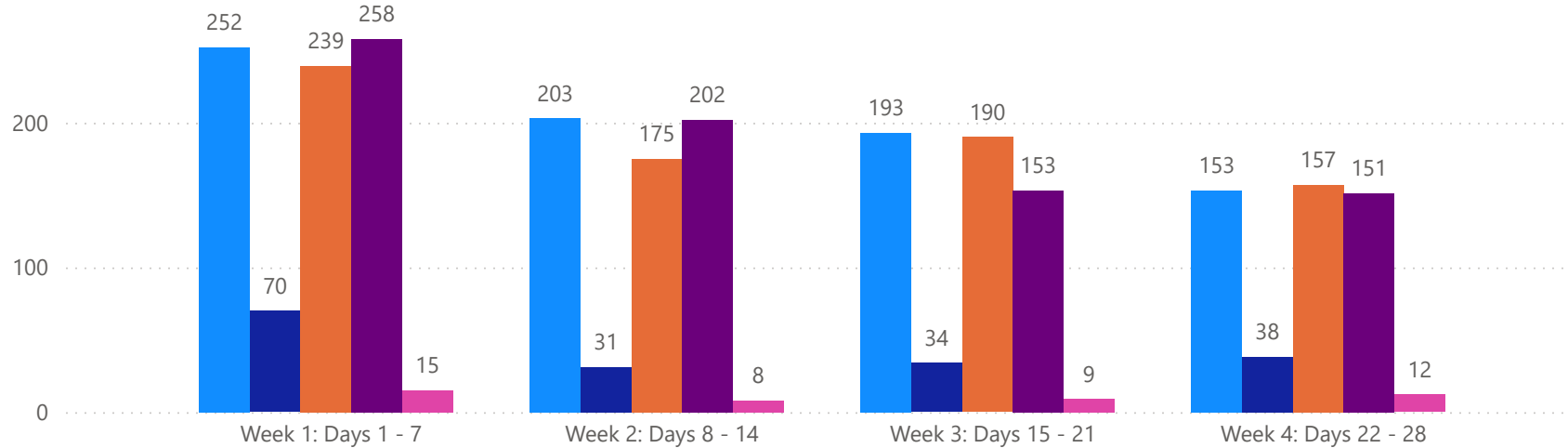


4 WEEK REAL ESTATE MARKET REPORT

MANATEE COUNTY - SINGLE FAMILY HOME

6/2/2026

MlsStatus ● Active ● Canceled ● Pending ● Sold ● Temporarily Off-Market



All data is current as of today, though some MLS statuses may have changed from prior days.

TOTALS

MLS Status	4 Week Total
Active	801
Canceled	173
Pending	761
Sold	764
Temporarily Off-Market	44

DAILY MARKET CHANGE

Category	Sum of Manatee
Back on the Market	7
New Listings	30
Price Decrease	60
Price Increase	14

*Back on Market can be from these sources - Pending, Temp Off Market, Cancelled and Expired Listing)

7 DAY SOLD COMPARISON

Closed Prior Year	Volume	Count
Tuesday, June 02, 2026	\$14,615,845	14
Monday, June 01, 2026	\$21,646,900	30
Saturday, May 30, 2026	\$1,525,481	2
Friday, May 29, 2026	\$56,762,776	90
Thursday, May 28, 2026	\$39,922,647	72
Wednesday, May 27, 2026	\$23,954,254	50
Total	\$158,427,903	258

Closed Prior Year	Volume	Count
Sunday, June 01, 2025	\$1,363,787	2
Saturday, May 31, 2025	\$3,222,999	6
Friday, May 30, 2025	\$50,238,467	96
Thursday, May 29, 2025	\$34,096,948	57
Wednesday, May 28, 2025	\$34,113,016	57
Tuesday, May 27, 2025	\$27,101,616	41
Monday, May 26, 2025	\$1,227,000	2
Total	\$151,363,833	261

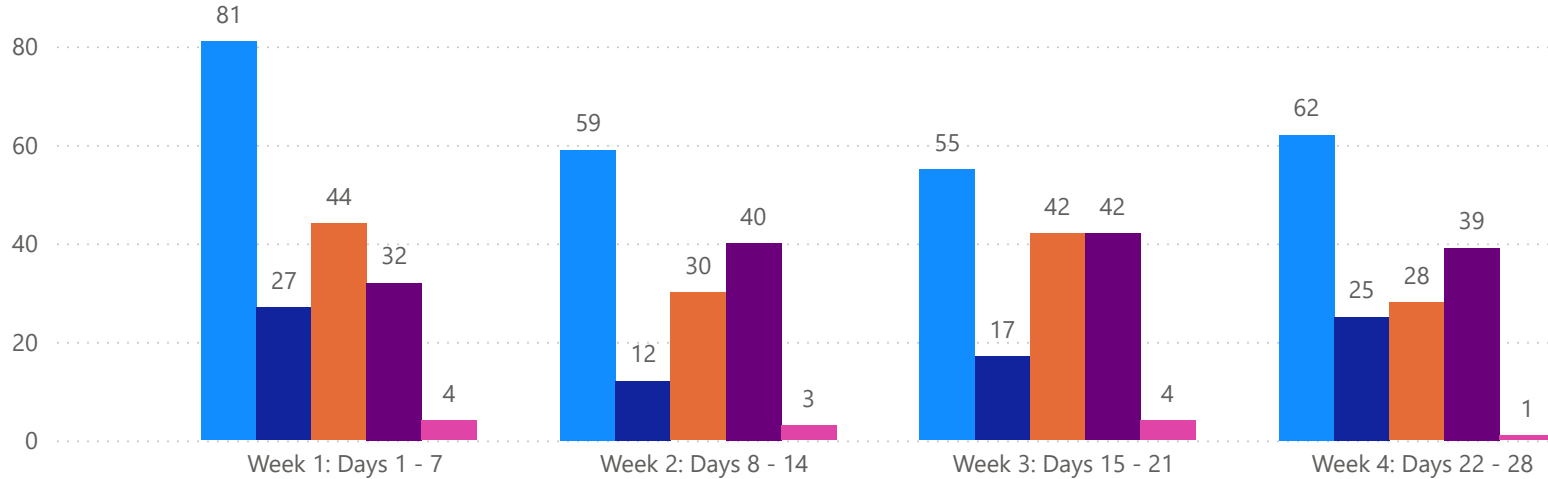


4 WEEK REAL ESTATE MARKET REPORT

MANATEE COUNTY - CONDO

6/2/2026

MLS Status ● Active ● Canceled ● Pending ● Sold ● Temporarily Off-Market



TOTALS

MLS Status	4 Week Total
Active	257
Canceled	81
Pending	144
Sold	153
Temporarily Off-Market	12

DAILY MARKET CHANGE

Category	Sum of Manatee
Back on the Market	2
New Listings	4
Price Decrease	15
Price Increase	1

*Back on Market can be from these sources - Pending, Temp Off Market, Cancelled and Expired Listing)

7 DAY SOLD COMPARISON

Closed Prior Year	Volume	Count
Tuesday, June 02, 2026	\$1,032,000	2
Monday, June 01, 2026	\$2,359,000	4
Friday, May 29, 2026	\$3,332,900	13
Thursday, May 28, 2026	\$1,610,990	6
Wednesday, May 27, 2026	\$2,183,575	7
Total	\$10,518,465	32

Closed Prior Year	Volume	Count
Friday, May 30, 2025	\$3,040,850	10
Thursday, May 29, 2025	\$1,769,000	5
Wednesday, May 28, 2025	\$902,000	3
Tuesday, May 27, 2025	\$1,032,000	3
Total	\$6,743,850	21

