



4 WEEK REAL ESTATE MARKET REPORT

Wednesday, June 3, 2026

As of: Thursday, June 4, 2026

- 1 Report Breakdown
- 2 Cumulative Tampa Bay Report - Single Family Home
- 3 Cumulative Tampa Bay Report - Condominium
- 4 Pinellas County - Single Family Home
- 5 Pinellas County - Condominium
- 6 Pasco County - Single Family Home
- 7 Pasco County - Condominium
- 8 Hillsborough County - Single Family Home
- 9 Hillsborough County - Condominium
- 10 Sarasota County - Single Family Home
- 11 Sarasota County - Condominium
- 12 Manatee County - Single Family Home
- 13 Manatee County - Condominium

4 WEEK REAL ESTATE MARKET REPORT

REPORT BREAKDOWN

Wednesday, June 3, 2026

as of: 6/4/2026

Day 1	Wednesday, June 3, 2026
Day 2	Tuesday, June 2, 2026
Day 3	Monday, June 1, 2026
Day 4	Sunday, May 31, 2026
Day 5	Saturday, May 30, 2026
Day 6	Thursday, June 4, 2026
Day 7	Wednesday, June 3, 2026
Day 8	Tuesday, June 2, 2026
Day 9	Monday, June 1, 2026
Day 10	Sunday, May 31, 2026
Day 11	Saturday, May 30, 2026
Day 12	Friday, May 29, 2026
Day 13	Thursday, May 28, 2026
Day 14	Wednesday, May 27, 2026
Day 15	Tuesday, May 26, 2026
Day 16	Monday, May 25, 2026
Day 17	Sunday, May 24, 2026
Day 18	Saturday, May 23, 2026
Day 19	Friday, May 22, 2026
Day 20	Thursday, May 21, 2026
Day 21	Wednesday, May 20, 2026
Day 22	Tuesday, May 19, 2026
Day 23	Monday, May 18, 2026
Day 24	Sunday, May 17, 2026
Day 25	Saturday, May 16, 2026
Day 26	Friday, May 15, 2026
Day 27	Thursday, May 14, 2026
Day 28	Wednesday, May 13, 2026

REPORT BREAKDOWN

GRAPH:

Active - Newly listed during the date range

Pending - Status changed to 'pending' during the date range

Sold - Closed during the date range

Canceled - Canceled during the date range

Temp off Market - Status changed to 'temp' off market' during the date range

The date ranges are not cumulative.

Day 1: Wednesday, June 3, 2026

Day 28: Wednesday, May 13, 2026

TOTALS:

4 Weeks: The summation of each date range (Day 1 - Day 28)

Market Changes

Day 1's New Listings, Price Increase, Price Decreases and Back on Market

Manatee County - Single Family Home

7 Day Sold Comparison

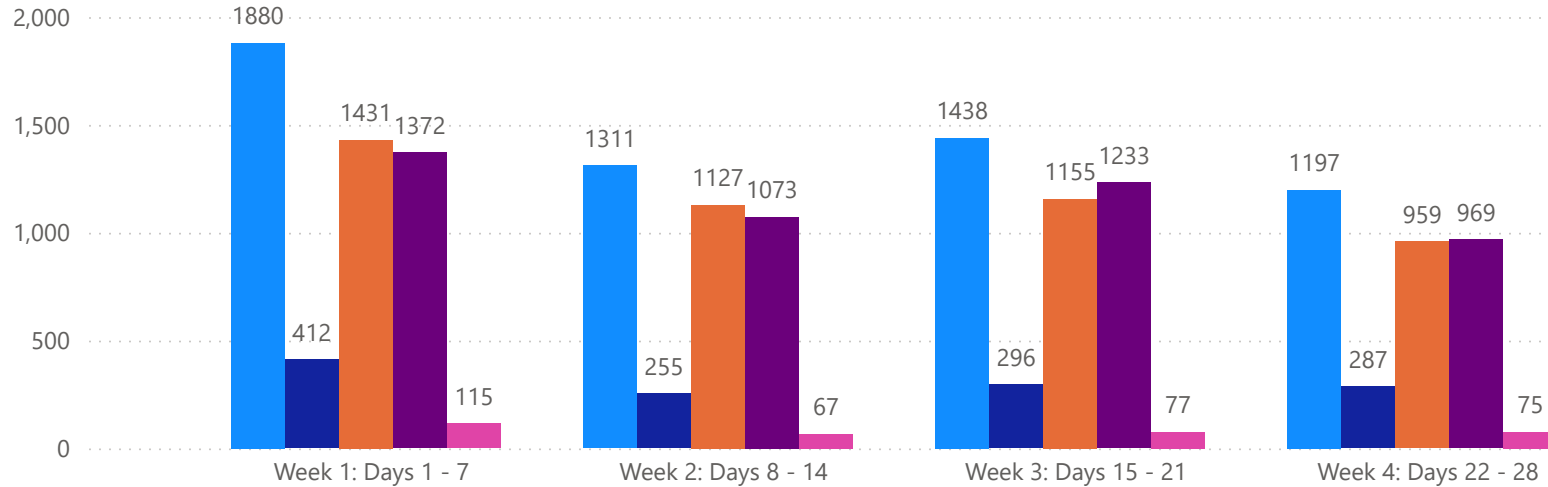
Compares the sold amount and volume in the last 7 days against the same timeframe in the prior year and days 8 - days 14.

4 WEEK REAL ESTATE MARKET REPORT

TAMPA BAY - SINGLE FAMILY HOME

6/3/2026

MLSStatus ● Active ● Canceled ● Pending ● Sold ● Temporarily Off-Market



All data is current as of today, though some MLS statuses may have changed from prior days.

TOTALS

MLS Status	4 Week Total
Active	5826
Canceled	1250
Pending	4672
Sold	4647
Temporarily Off-Market	334

DAILY MARKET CHANGE

Category	Sum of Total
Back on the Market	22
New Listings	57
Price Decrease	108
Price Increase	8

*Back on Market can be from these sources - Pending, Temp Off Market, Cancelled and Expired Listing)

7 DAY SOLD COMPARISON

Closed Prior Year	Volume	Count
Wednesday, June 03, 2026	\$70,026,866	89
Tuesday, June 02, 2026	\$97,840,779	138
Monday, June 01, 2026	\$155,070,554	245
Sunday, May 31, 2026	\$451,840	1
Saturday, May 30, 2026	\$13,563,135	27
Friday, May 29, 2026	\$306,236,521	549
Thursday, May 28, 2026	\$193,647,654	323
Total	\$836,837,349	1372

Closed Prior Year	Volume	Count
Monday, June 02, 2025	\$160,129,741	258
Sunday, June 01, 2025	\$5,993,438	8
Saturday, May 31, 2025	\$7,721,494	15
Friday, May 30, 2025	\$315,472,933	586
Thursday, May 29, 2025	\$153,999,301	282
Wednesday, May 28, 2025	\$148,755,997	270
Tuesday, May 27, 2025	\$136,802,387	233
Total	\$928,875,291	1652

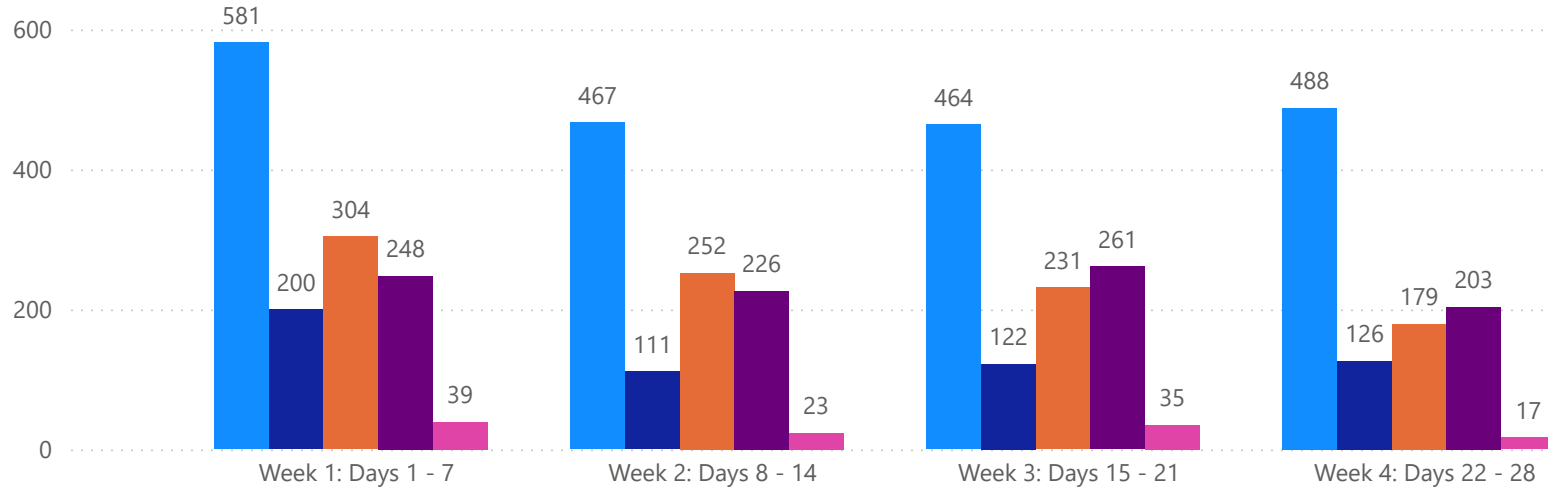


4 WEEK REAL ESTATE MARKET REPORT

TAMPA BAY - CONDO

6/3/2026

MLSStatus ● Active ● Canceled ● Pending ● Sold ● Temporarily Off-Market



All data is current as of today, though some MLS statuses may have changed from prior days.

TOTALS

MLS Status	4 Week Total
Active	2000
Canceled	559
Pending	966
Sold	938
Temporarily Off-Market	114

DAILY MARKET CHANGE

Category	Sum of Total
Back on the Market	3
New Listings	28
Price Decrease	40
Price Increase	1

*Back on Market can be from these sources - Pending, Temp Off Market, Cancelled and Expired Listing)

7 DAY SOLD COMPARISON

Closed Prior Year	Volume	Count	Closed Prior Year	Volume	Count
Wednesday, June 03, 2026	\$6,899,300	22	Monday, June 02, 2025	\$16,385,200	44
Tuesday, June 02, 2026	\$11,716,075	24	Sunday, June 01, 2025	\$240,000	1
Monday, June 01, 2026	\$22,373,600	45	Saturday, May 31, 2025	\$155,000	1
Sunday, May 31, 2026	\$1,145,000	2	Friday, May 30, 2025	\$33,326,045	83
Saturday, May 30, 2026	\$360,000	1	Thursday, May 29, 2025	\$16,346,700	41
Friday, May 29, 2026	\$48,688,920	110	Wednesday, May 28, 2025	\$16,858,800	43
Thursday, May 28, 2026	\$16,526,106	44	Tuesday, May 27, 2025	\$16,443,750	39
Total	\$107,709,001	248	Total	\$99,755,495	252

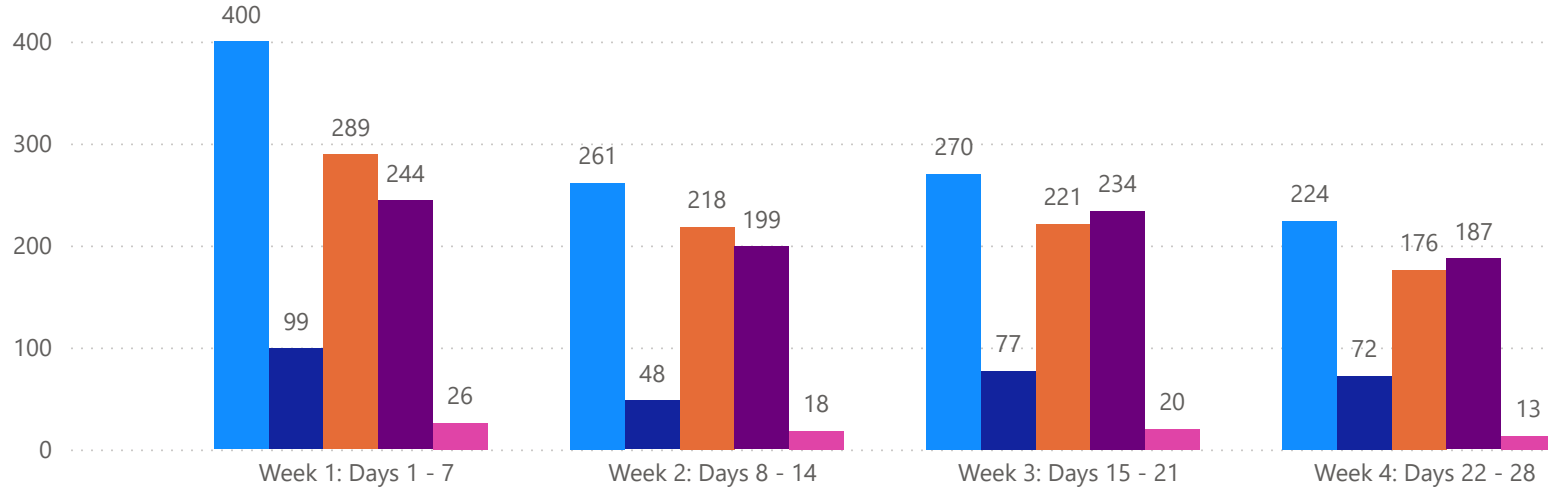


4 WEEK REAL ESTATE MARKET REPORT

PINELLAS COUNTY - SINGLE FAMILY HOME

6/3/2026

MLS Status ● Active ● Canceled ● Pending ● Sold ● Temporarily Off-Market



All data is current as of today, though some MLS statuses may have changed from prior days.

TOTALS

MLS Status	4 Week Total
Active	1155
Canceled	296
Pending	904
Sold	864
Temporarily Off-Market	77

DAILY MARKET CHANGE

Category	Sum of Pinellas
Back on the Market	13
New Listings	43
Price Decrease	80
Price Increase	1

*Back on Market can be from these sources - Pending, Temp Off Market, Cancelled and Expired Listing)

7 DAY SOLD COMPARISON

Closed Prior Year	Volume	Count	Closed Prior Year	Volume	Count
Wednesday, June 03, 2026	\$11,275,000	14	Monday, June 02, 2025	\$30,516,410	54
Tuesday, June 02, 2026	\$31,478,499	37	Sunday, June 01, 2025	\$260,000	1
Monday, June 01, 2026	\$29,035,250	44	Saturday, May 31, 2025	\$1,250,495	3
Saturday, May 30, 2026	\$1,369,000	4	Friday, May 30, 2025	\$67,368,944	120
Friday, May 29, 2026	\$61,403,133	98	Thursday, May 29, 2025	\$30,281,600	48
Thursday, May 28, 2026	\$34,293,500	47	Wednesday, May 28, 2025	\$36,132,325	48
Total	\$168,854,382	244	Tuesday, May 27, 2025	\$32,892,849	47
			Total	\$198,702,623	321

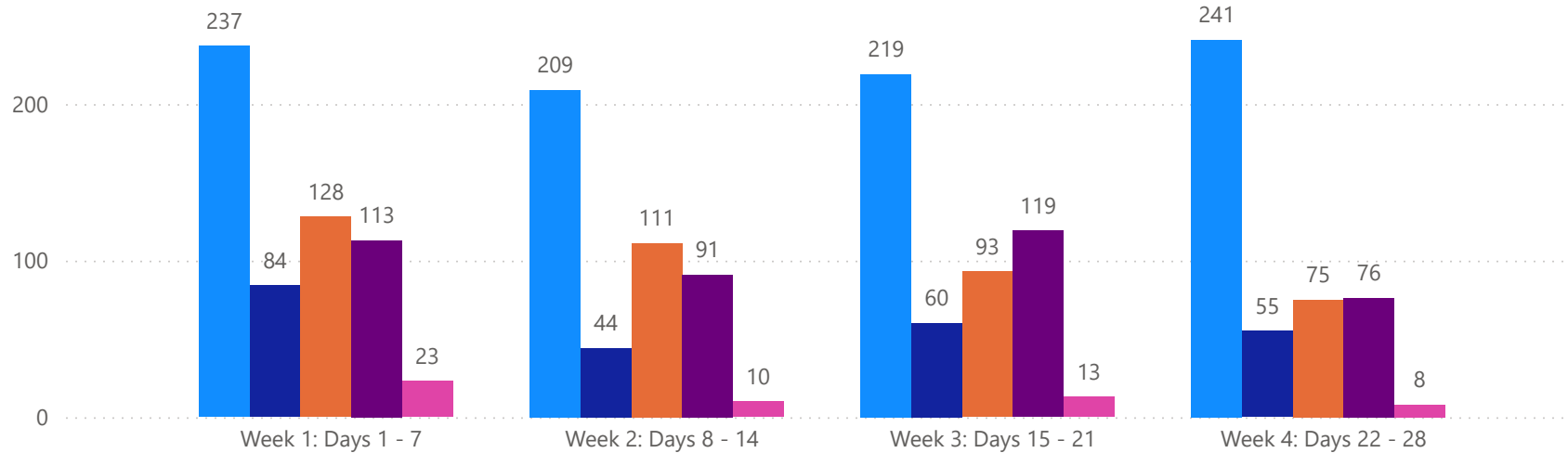


4 WEEK REAL ESTATE MARKET REPORT

PINELLAS COUNTY - CONDO

6/3/2026

MLS Status ● Active ● Canceled ● Pending ● Sold ● Temporarily Off-Market



All data is current as of today, though some MLS statuses may have changed from prior days.

TOTALS

MLS Status	4 Week Total
Active	906
Canceled	243
Pending	407
Sold	399
Temporarily Off-Market	54

DAILY MARKET CHANGE

Category	Sum of Pinellas
Back on the Market	7
New Listings	18
Price Decrease	57
Price Increase	0

*Back on Market can be from these sources - Pending, Temp Off Market, Cancelled and Expired Listing)

7 DAY SOLD COMPARISON

Closed Prior Year	Volume	Count
Wednesday, June 03, 2026	\$2,818,000	11
Tuesday, June 02, 2026	\$3,623,525	10
Monday, June 01, 2026	\$9,335,000	16
Sunday, May 31, 2026	\$700,000	1
Friday, May 29, 2026	\$22,367,300	52
Thursday, May 28, 2026	\$5,517,799	23
Total	\$44,361,624	113

Closed Prior Year	Volume	Count
Monday, June 02, 2025	\$8,325,700	19
Saturday, May 31, 2025	\$155,000	1
Friday, May 30, 2025	\$12,197,700	38
Thursday, May 29, 2025	\$7,814,500	19
Wednesday, May 28, 2025	\$11,010,900	24
Tuesday, May 27, 2025	\$4,182,350	18
Total	\$43,686,150	119

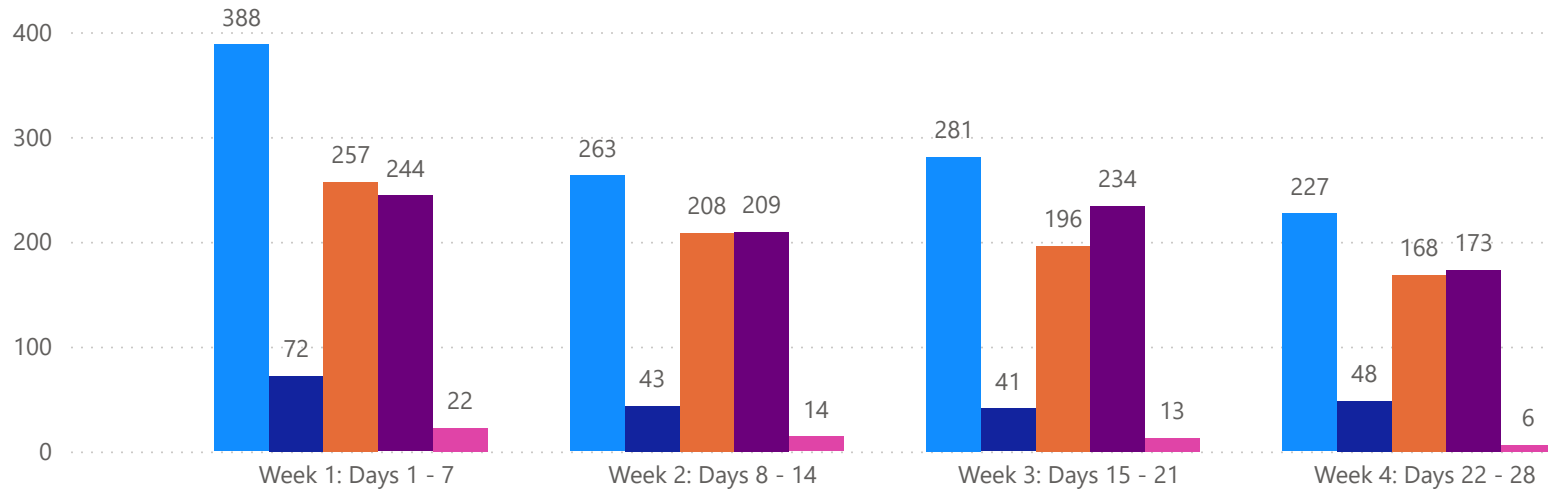


4 WEEK REAL ESTATE MARKET REPORT

PASCO COUNTY - SINGLE FAMILY HOME

6/3/2026

MLS Status ● Active ● Canceled ● Pending ● Sold ● Temporarily Off-Market



All data is current as of today, though some MLS statuses may have changed from prior days.

TOTALS

MLS Status	4 Week Total
Active	1159
Canceled	204
Pending	829
Sold	860
Temporarily Off-Market	55

DAILY MARKET CHANGE

Category	Sum of Pasco
Back on the Market	13
New Listings	43
Price Decrease	82
Price Increase	19

*Back on Market can be from these sources - Pending, Temp Off Market, Cancelled and Expired Listing)

7 DAY SOLD COMPARISON

Closed Prior Year	Volume	Count
Wednesday, June 03, 2026	\$6,832,105	14
Tuesday, June 02, 2026	\$9,622,990	21
Monday, June 01, 2026	\$14,156,050	39
Saturday, May 30, 2026	\$2,888,370	7
Friday, May 29, 2026	\$41,735,533	100
Thursday, May 28, 2026	\$27,875,792	63
Total	\$103,110,840	244

Closed Prior Year	Volume	Count
Monday, June 02, 2025	\$20,230,982	45
Sunday, June 01, 2025	\$1,313,056	1
Saturday, May 31, 2025	\$803,000	2
Friday, May 30, 2025	\$58,431,576	133
Thursday, May 29, 2025	\$25,472,350	62
Wednesday, May 28, 2025	\$27,322,332	64
Tuesday, May 27, 2025	\$20,790,187	48
Total	\$154,363,483	355

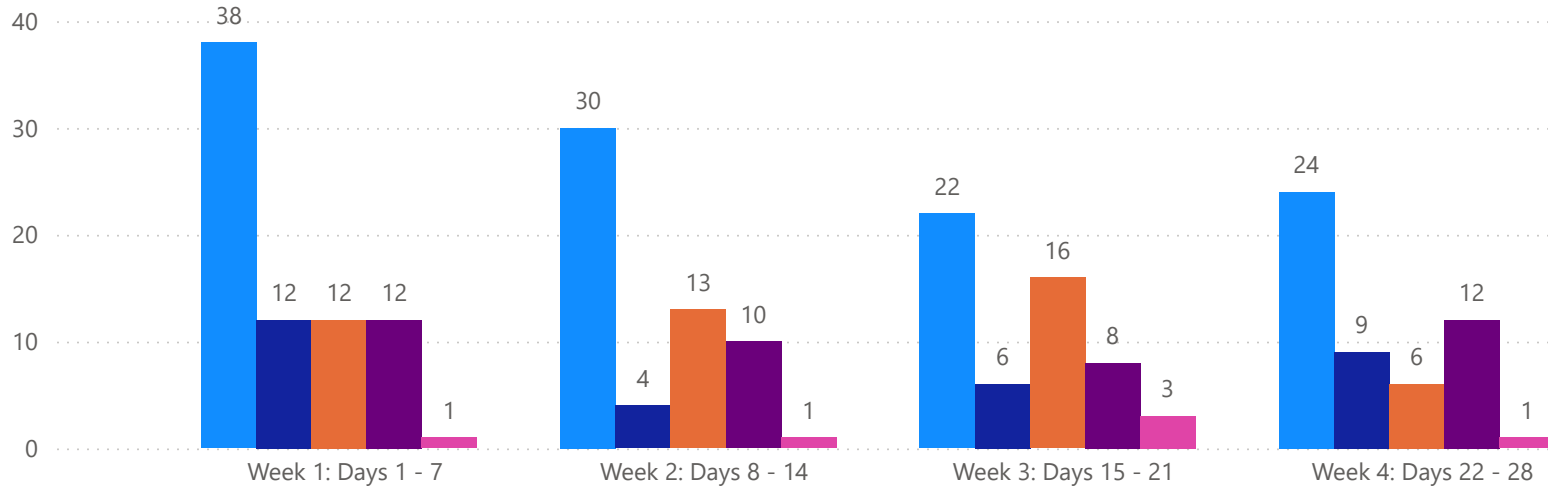


4 WEEK REAL ESTATE MARKET REPORT

PASCO COUNTY - CONDO

6/3/2026

MLS Status ● Active ● Canceled ● Pending ● Sold ● Temporarily Off-Market



All data is current as of today, though some MLS statuses may have changed from prior days.

TOTALS

MLS Status	4 Week Total
Active	114
Canceled	31
Pending	47
Sold	42
Temporarily Off-Market	6

DAILY MARKET CHANGE

Category	Sum of Pasco
Back on the Market	0
New Listings	0
Price Decrease	7
Price Increase	2

*Back on Market can be from these sources - Pending, Temp Off Market, Cancelled and Expired Listing)

7 DAY SOLD COMPARISON

Closed Prior Year	Volume	Count
Wednesday, June 03, 2026	\$253,900	2
Tuesday, June 02, 2026	\$299,900	2
Monday, June 01, 2026	\$305,900	2
Sunday, May 31, 2026	\$445,000	1
Friday, May 29, 2026	\$749,500	5
Total	\$2,054,200	12

Closed Prior Year	Volume	Count
Monday, June 02, 2025	\$576,000	5
Friday, May 30, 2025	\$282,500	2
Wednesday, May 28, 2025	\$249,900	2
Tuesday, May 27, 2025	\$370,500	4
Total	\$1,478,900	13

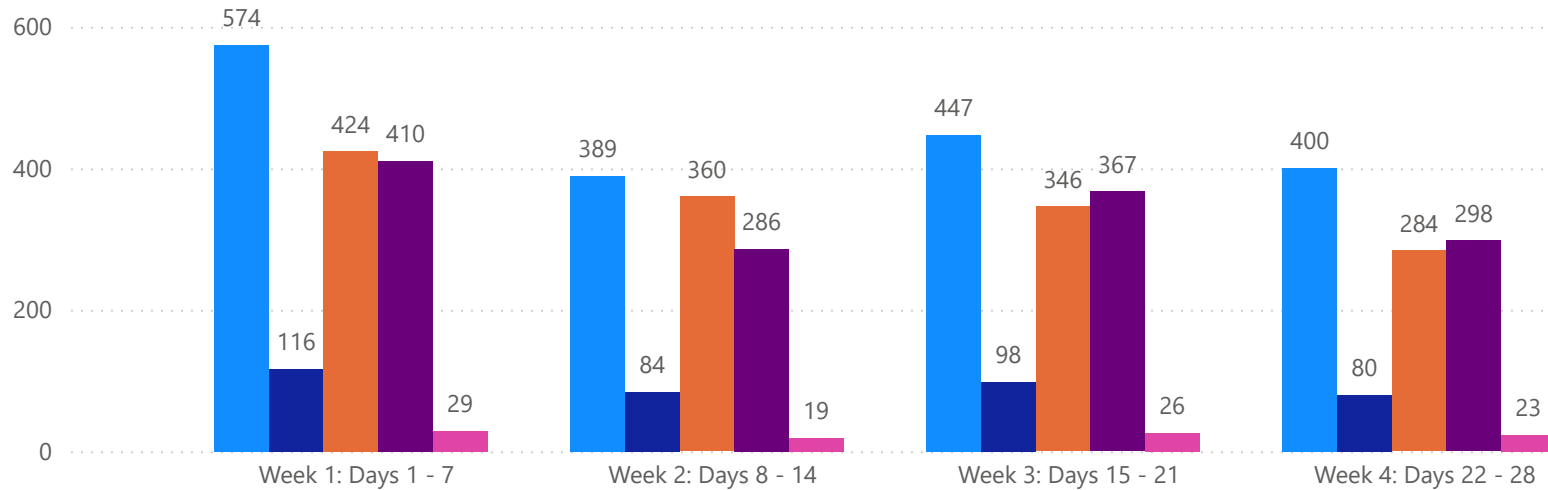


4 WEEK REAL ESTATE MARKET REPORT

HILLSBOROUGH COUNTY - SINGLE FAMILY HOME

6/3/2026

MLS Status ● Active ● Canceled ● Pending ● Sold ● Temporarily Off-Market



All data is current as of today, though some MLS statuses may have changed from prior days.

TOTALS

MLS Status	4 Week Total
Active	1810
Canceled	378
Pending	1414
Sold	1361
Temporarily Off-Market	97

DAILY MARKET CHANGE

Category	Sum of Hillsborough	*Back on Market can be from these sources - Pending, Temp Off Market, Cancelled and Expired Listing)
Back on the Market	18	
New Listings	63	
Price Decrease	110	
Price Increase	13	

7 DAY SOLD COMPARISON

Closed Prior Year	Volume	Count	Closed Prior Year	Volume	Count
Wednesday, June 03, 2026	\$27,948,200	36	Monday, June 02, 2025	\$48,302,490	81
Tuesday, June 02, 2026	\$19,732,630	35	Sunday, June 01, 2025	\$2,621,595	3
Monday, June 01, 2026	\$61,354,628	86	Saturday, May 31, 2025	\$1,770,000	3
Saturday, May 30, 2026	\$5,623,085	11	Friday, May 30, 2025	\$90,254,954	157
Friday, May 29, 2026	\$94,118,358	164	Thursday, May 29, 2025	\$39,092,522	78
Thursday, May 28, 2026	\$47,168,791	78	Wednesday, May 28, 2025	\$27,379,788	57
Total	\$255,945,692	410	Tuesday, May 27, 2025	\$35,926,823	65
			Total	\$245,348,172	444

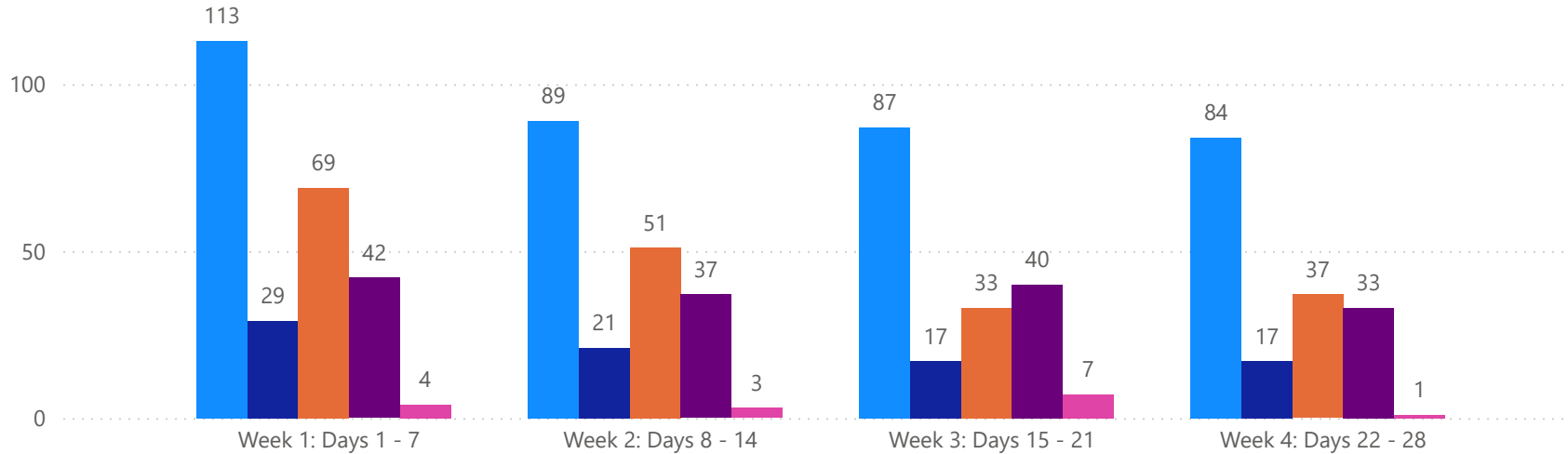


4 WEEK REAL ESTATE MARKET REPORT

HILLSBOROUGH COUNTY - CONDO

6/3/2026

MLS Status ● Active ● Canceled ● Pending ● Sold ● Temporarily Off-Market



All data is current as of today, though some MLS statuses may have changed from prior days.

TOTALS

MLS Status	4 Week Total
Active	373
Canceled	84
Pending	190
Sold	152
Temporarily Off-Market	15

DAILY MARKET CHANGE

Category	Sum of Hillsborough	*Back on Market can be from these sources - Pending, Temp Off Market, Cancelled and Expired Listing)
Back on the Market	1	
New Listings	12	
Price Decrease	16	
Price Increase	0	

7 DAY SOLD COMPARISON

Closed Prior Year	Volume	Count	Closed Prior Year	Volume	Count
Wednesday, June 03, 2026	\$180,000	1	Monday, June 02, 2025	\$2,575,000	9
Tuesday, June 02, 2026	\$1,561,150	2	Friday, May 30, 2025	\$5,101,000	10
Monday, June 01, 2026	\$2,181,500	10	Thursday, May 29, 2025	\$2,980,700	8
Saturday, May 30, 2026	\$360,000	1	Wednesday, May 28, 2025	\$1,492,500	8
Friday, May 29, 2026	\$11,270,300	20	Tuesday, May 27, 2025	\$504,900	4
Thursday, May 28, 2026	\$4,250,817	8	Total	\$12,654,100	39
Total	\$19,803,767	42			

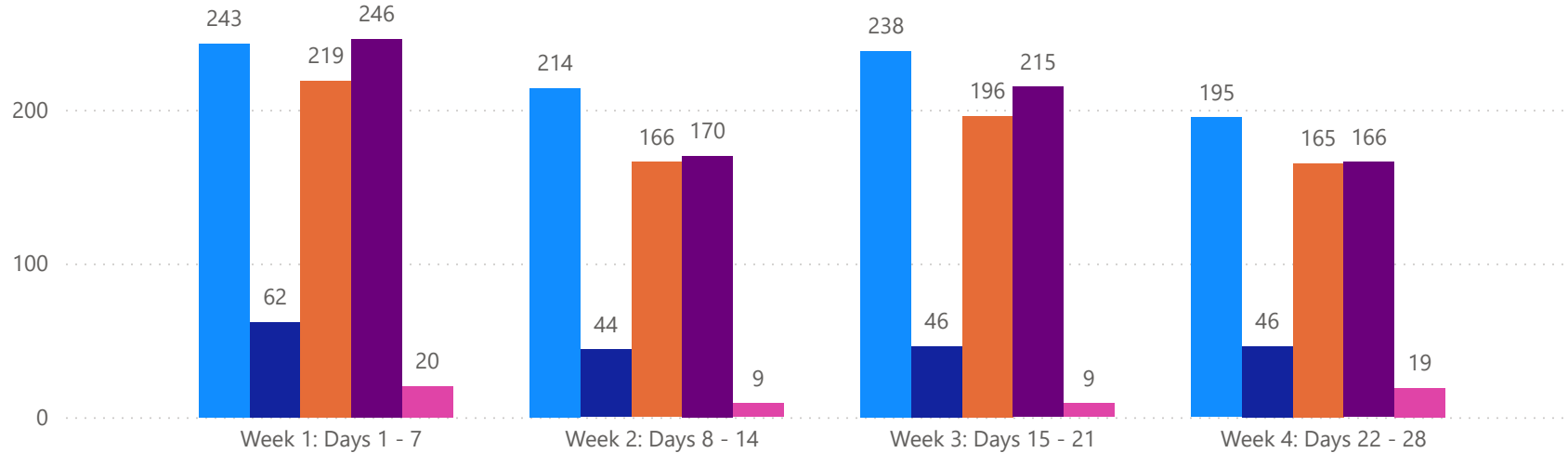


4 WEEK REAL ESTATE MARKET REPORT

SARASOTA COUNTY - SINGLE FAMILY HOME

6/3/2026

MLS Status ● Active ● Canceled ● Pending ● Sold ● Temporarily Off-Market



All data is current as of today, though some MLS statuses may have changed from prior days.

TOTALS

MLS Status	4 Week Total
Active	890
Canceled	198
Pending	746
Sold	797
Temporarily Off-Market	57

DAILY MARKET CHANGE

Category	Sum of Sarasota
Back on the Market	7
New Listings	34
Price Decrease	73
Price Increase	1

*Back on Market can be from these sources - Pending, Temp Off Market, Cancelled and Expired Listing)

7 DAY SOLD COMPARISON

Closed Prior Year	Volume	Count
Wednesday, June 03, 2026	\$11,772,799	16
Tuesday, June 02, 2026	\$19,262,660	25
Monday, June 01, 2026	\$25,771,025	41
Sunday, May 31, 2026	\$451,840	1
Saturday, May 30, 2026	\$2,157,199	3
Friday, May 29, 2026	\$52,216,721	97
Thursday, May 28, 2026	\$44,386,924	63
Total	\$156,019,168	246

Closed Prior Year	Volume	Count
Monday, June 02, 2025	\$38,159,897	41
Sunday, June 01, 2025	\$435,000	1
Saturday, May 31, 2025	\$675,000	1
Friday, May 30, 2025	\$49,178,992	80
Thursday, May 29, 2025	\$25,055,881	37
Wednesday, May 28, 2025	\$23,808,536	44
Tuesday, May 27, 2025	\$20,090,912	32
Total	\$157,404,218	236

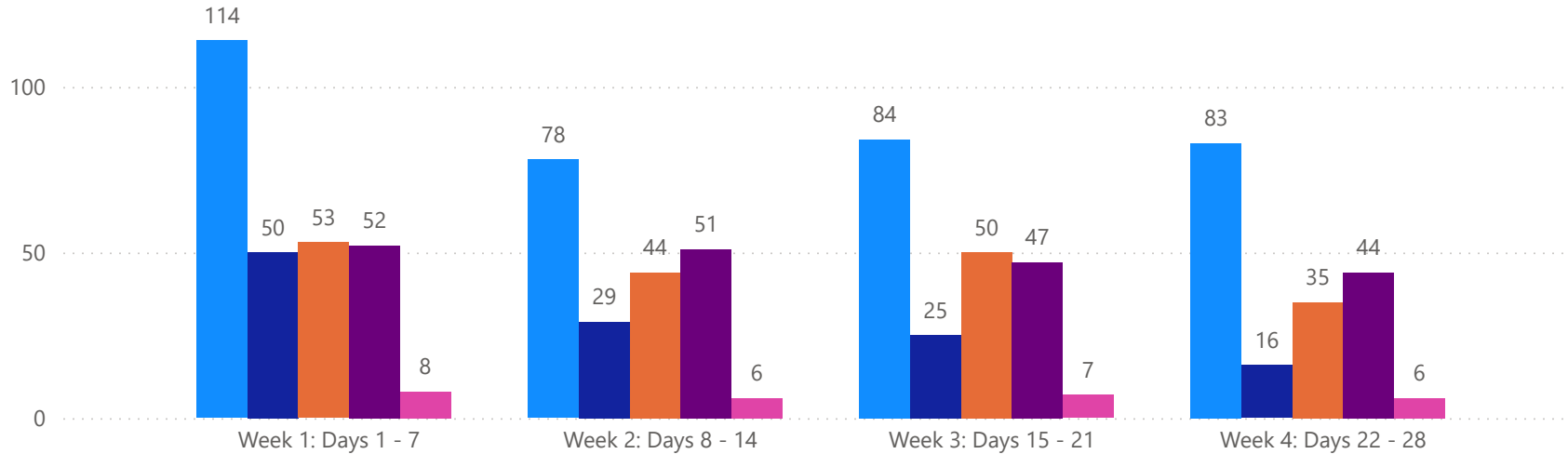


4 WEEK REAL ESTATE MARKET REPORT

SARASOTA COUNTY - CONDO

6/3/2026

MLS Status ● Active ● Canceled ● Pending ● Sold ● Temporarily Off-Market



All data is current as of today, though some MLS statuses may have changed from prior days.

TOTALS

MLS Status	4 Week Total
Active	359
Canceled	120
Pending	182
Sold	194
Temporarily Off-Market	27

DAILY MARKET CHANGE

Category	Sum of Sarasota
Back on the Market	4
New Listings	18
Price Decrease	22
Price Increase	0

*Back on Market can be from these sources - Pending, Temp Off Market, Cancelled and Expired Listing)

7 DAY SOLD COMPARISON

Closed Prior Year	Volume	Count
Wednesday, June 03, 2026	\$3,125,000	6
Tuesday, June 02, 2026	\$5,199,500	8
Monday, June 01, 2026	\$7,812,200	11
Friday, May 29, 2026	\$10,968,920	20
Thursday, May 28, 2026	\$5,146,500	7
Total	\$32,252,120	52

Closed Prior Year	Volume	Count
Monday, June 02, 2025	\$2,828,500	7
Sunday, June 01, 2025	\$240,000	1
Friday, May 30, 2025	\$12,703,995	23
Thursday, May 29, 2025	\$3,782,500	9
Wednesday, May 28, 2025	\$3,203,500	6
Tuesday, May 27, 2025	\$10,354,000	10
Total	\$33,112,495	56

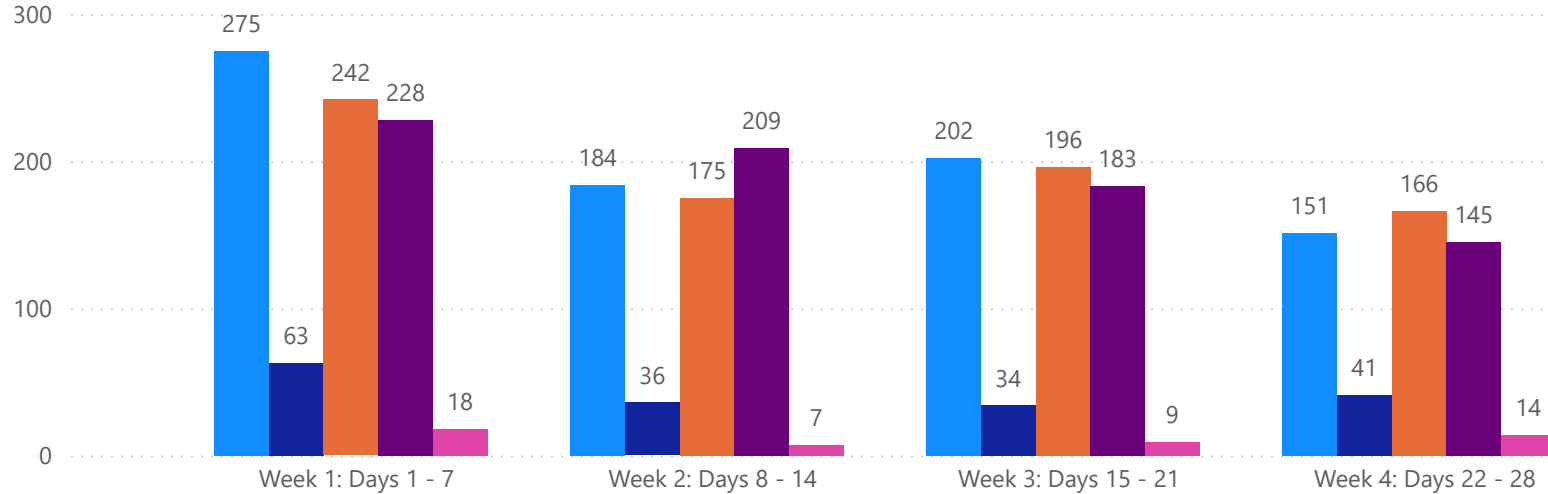


4 WEEK REAL ESTATE MARKET REPORT

MANATEE COUNTY - SINGLE FAMILY HOME

6/3/2026

MlsStatus ● Active ● Canceled ● Pending ● Sold ● Temporarily Off-Market



All data is current as of today, though some MLS statuses may have changed from prior days.

TOTALS

MLS Status	4 Week Total
Active	812
Canceled	174
Pending	779
Sold	765
Temporarily Off-Market	48

DAILY MARKET CHANGE

Category	Sum of Manatee
Back on the Market	11
New Listings	32
Price Decrease	159
Price Increase	13

*Back on Market can be from these sources - Pending, Temp Off Market, Cancelled and Expired Listing)

7 DAY SOLD COMPARISON

Closed Prior Year	Volume	Count
Wednesday, June 03, 2026	\$12,198,762	9
Tuesday, June 02, 2026	\$17,744,000	20
Monday, June 01, 2026	\$24,753,601	35
Saturday, May 30, 2026	\$1,525,481	2
Friday, May 29, 2026	\$56,762,776	90
Thursday, May 28, 2026	\$39,922,647	72
Total	\$152,907,267	228

Closed Prior Year	Volume	Count
Monday, June 02, 2025	\$22,919,962	37
Sunday, June 01, 2025	\$1,363,787	2
Saturday, May 31, 2025	\$3,222,999	6
Friday, May 30, 2025	\$50,238,467	96
Thursday, May 29, 2025	\$34,096,948	57
Wednesday, May 28, 2025	\$34,113,016	57
Tuesday, May 27, 2025	\$27,101,616	41
Total	\$173,056,795	296

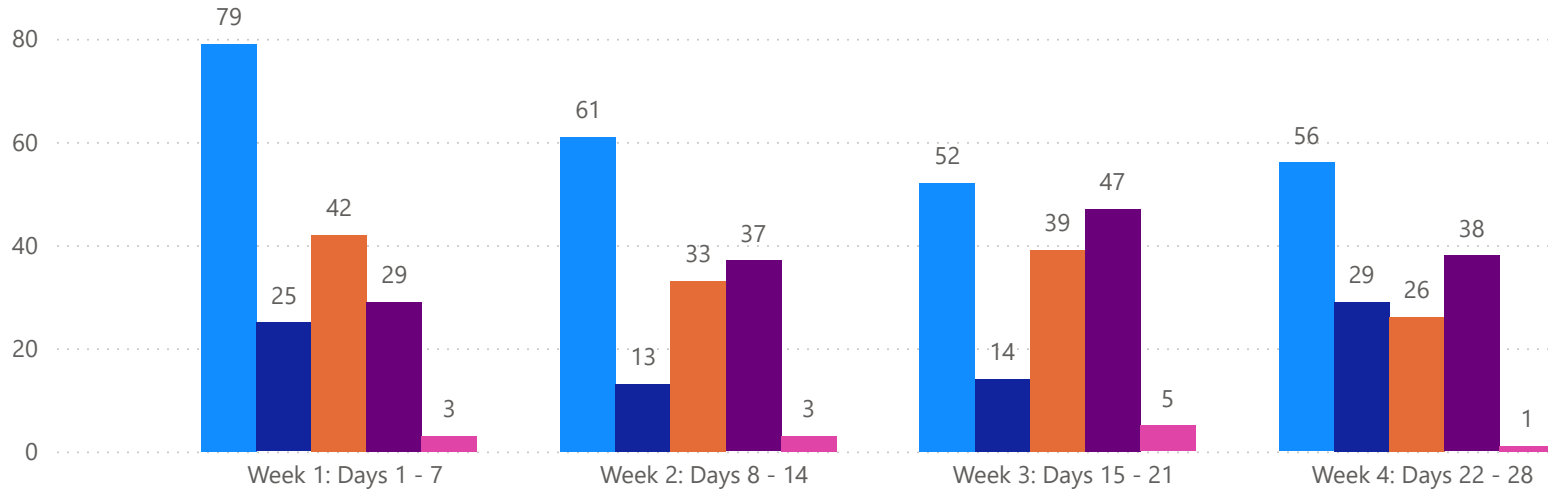


4 WEEK REAL ESTATE MARKET REPORT

MANATEE COUNTY - CONDO

6/3/2026

MLS Status ● Active ● Canceled ● Pending ● Sold ● Temporarily Off-Market



TOTALS

MLS Status	4 Week Total
Active	248
Canceled	81
Pending	140
Sold	151
Temporarily Off-Market	12

DAILY MARKET CHANGE

Category	Sum of Manatee
Back on the Market	0
New Listings	8
Price Decrease	13
Price Increase	0

*Back on Market can be from these sources - Pending, Temp Off Market, Cancelled and Expired Listing)

7 DAY SOLD COMPARISON

Closed Prior Year	Volume	Count
Wednesday, June 03, 2026	\$522,400	2
Tuesday, June 02, 2026	\$1,032,000	2
Monday, June 01, 2026	\$2,739,000	6
Friday, May 29, 2026	\$3,332,900	13
Thursday, May 28, 2026	\$1,610,990	6
Total	\$9,237,290	29

Closed Prior Year	Volume	Count
Monday, June 02, 2025	\$2,080,000	4
Friday, May 30, 2025	\$3,040,850	10
Thursday, May 29, 2025	\$1,769,000	5
Wednesday, May 28, 2025	\$902,000	3
Tuesday, May 27, 2025	\$1,032,000	3
Total	\$8,823,850	25

