



## 4 WEEK REAL ESTATE MARKET REPORT

Thursday, June 4, 2026

*As of: Friday, June 5, 2026*

- 1 Report Breakdown
- 2 Cumulative Tampa Bay Report - Single Family Home
- 3 Cumulative Tampa Bay Report - Condominium
- 4 Pinellas County - Single Family Home
- 5 Pinellas County - Condominium
- 6 Pasco County - Single Family Home
- 7 Pasco County - Condominium
- 8 Hillsborough County - Single Family Home
- 9 Hillsborough County - Condominium
- 10 Sarasota County - Single Family Home
- 11 Sarasota County - Condominium
- 12 Manatee County - Single Family Home
- 13 Manatee County - Condominium

# 4 WEEK REAL ESTATE MARKET REPORT

## REPORT BREAKDOWN

Thursday, June 4, 2026

as of: 6/5/2026

Day 1	Thursday, June 4, 2026
Day 2	Wednesday, June 3, 2026
Day 3	Tuesday, June 2, 2026
Day 4	Monday, June 1, 2026
Day 5	Sunday, May 31, 2026
Day 6	Friday, June 5, 2026
Day 7	Thursday, June 4, 2026
Day 8	Wednesday, June 3, 2026
Day 9	Tuesday, June 2, 2026
Day 10	Monday, June 1, 2026
Day 11	Sunday, May 31, 2026
Day 12	Saturday, May 30, 2026
Day 13	Friday, May 29, 2026
Day 14	Thursday, May 28, 2026
Day 15	Wednesday, May 27, 2026
Day 16	Tuesday, May 26, 2026
Day 17	Monday, May 25, 2026
Day 18	Sunday, May 24, 2026
Day 19	Saturday, May 23, 2026
Day 20	Friday, May 22, 2026
Day 21	Thursday, May 21, 2026
Day 22	Wednesday, May 20, 2026
Day 23	Tuesday, May 19, 2026
Day 24	Monday, May 18, 2026
Day 25	Sunday, May 17, 2026
Day 26	Saturday, May 16, 2026
Day 27	Friday, May 15, 2026
Day 28	Thursday, May 14, 2026

### REPORT BREAKDOWN

#### GRAPH:

Active - Newly listed during the date range

Pending - Status changed to 'pending' during the date range

Sold - Closed during the date range

Canceled - Canceled during the date range

Temp off Market - Status changed to 'temp' off market' during the date range

The date ranges are not cumulative.

Day 1: Thursday, June 4, 2026

Day 28: Thursday, May 14, 2026

#### TOTALS:

4 Weeks: The summation of each date range (Day 1 - Day 28)

#### Market Changes

Day 1's New Listings, Price Increase, Price Decreases and Back on Market

Manatee County - Single Family Home

#### 7 Day Sold Comparison

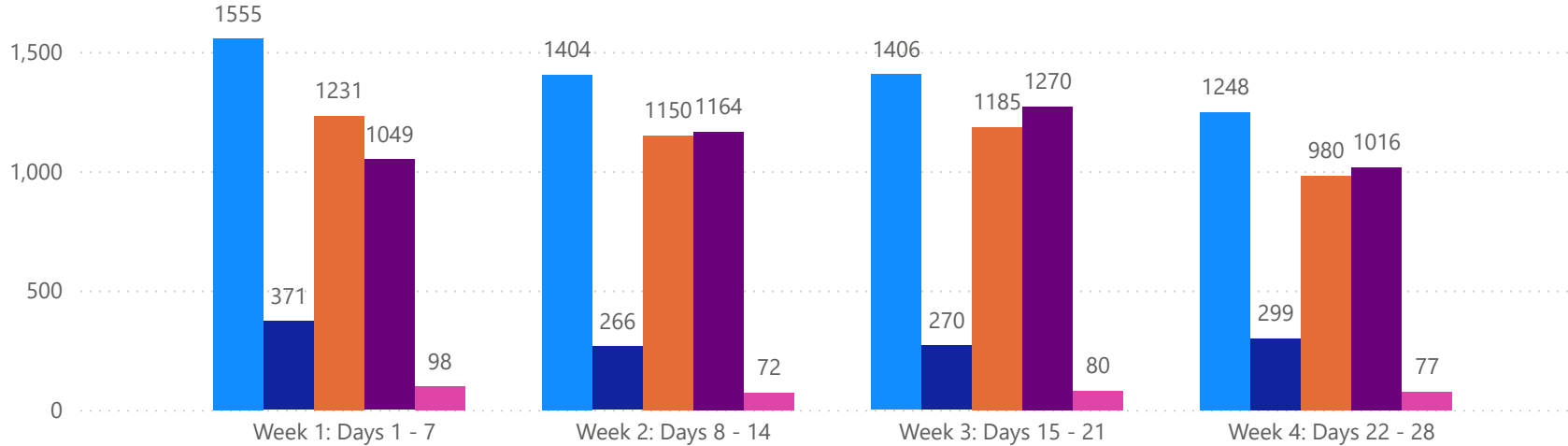
Compares the sold amount and volume in the last 7 days against the same timeframe in the prior year and days 8 - days 14.

# 4 WEEK REAL ESTATE MARKET REPORT

## TAMPA BAY - SINGLE FAMILY HOME

### 6/4/2026

MLS Status ● Active ● Canceled ● Pending ● Sold ● Temporarily Off-Market



All data is current as of today, though some MLS statuses may have changed from prior days.

### TOTALS

MLS Status	4 Week Total
Active	5613
Canceled	1206
Pending	4546
Sold	4499
Temporarily Off-Market	327

### DAILY MARKET CHANGE

Category	Sum of Total
Back on the Market	22
New Listings	57
Price Decrease	108
Price Increase	8

\*Back on Market can be from these sources - Pending, Temp Off Market, Cancelled and Expired Listing)

### 7 DAY SOLD COMPARISON

Closed Prior Year	Volume	Count
Wednesday, June 03, 2026	\$70,026,866	89
Tuesday, June 02, 2026	\$97,840,779	138
Monday, June 01, 2026	\$155,070,554	245
Sunday, May 31, 2026	\$451,840	1
Saturday, May 30, 2026	\$13,563,135	27
Friday, May 29, 2026	\$306,236,521	549
<b>Total</b>	<b>\$643,189,695</b>	<b>1049</b>

Closed Prior Year	Volume	Count
Tuesday, June 03, 2025	\$77,508,272	146
Monday, June 02, 2025	\$160,129,741	258
Sunday, June 01, 2025	\$5,993,438	8
Saturday, May 31, 2025	\$7,721,494	15
Friday, May 30, 2025	\$315,472,933	586
Thursday, May 29, 2025	\$153,999,301	282
Wednesday, May 28, 2025	\$148,755,997	270
<b>Total</b>	<b>\$869,581,176</b>	<b>1565</b>

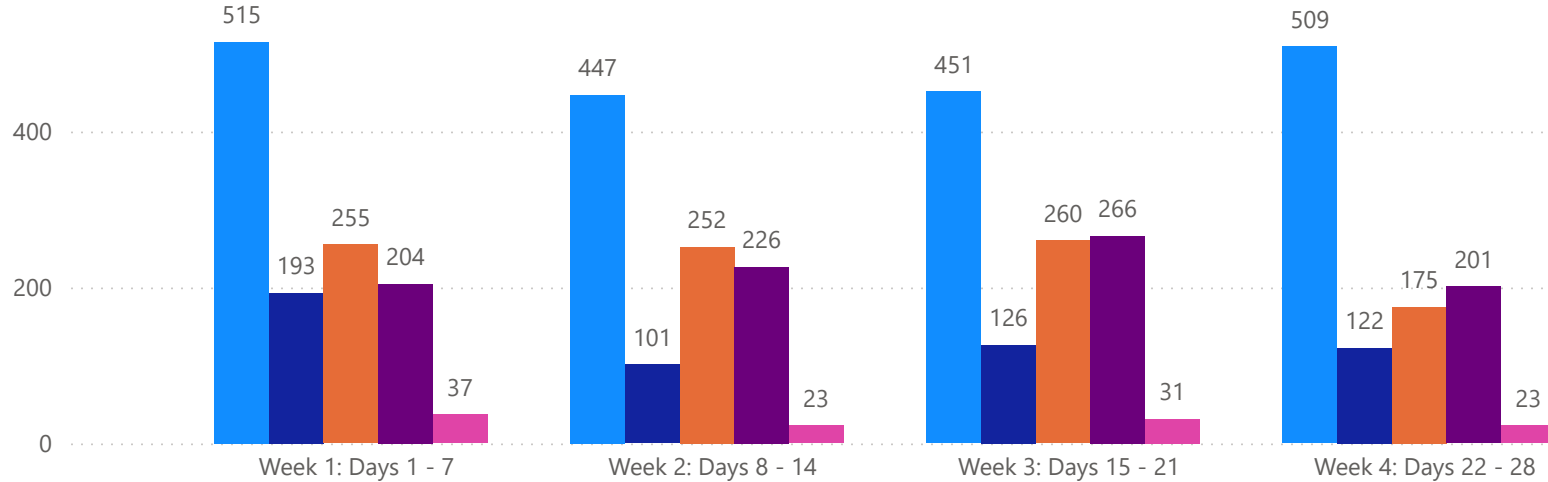


# 4 WEEK REAL ESTATE MARKET REPORT

## TAMPA BAY - CONDO

### 6/4/2026

MLS Status ● Active ● Canceled ● Pending ● Sold ● Temporarily Off-Market



All data is current as of today, though some MLS statuses may have changed from prior days.

### TOTALS

MLS Status	4 Week Total
Active	1922
Canceled	542
Pending	942
Sold	897
Temporarily Off-Market	114

### DAILY MARKET CHANGE

Category	Sum of Total
Back on the Market	3
New Listings	28
Price Decrease	40
Price Increase	1

\*Back on Market can be from these sources - Pending, Temp Off Market, Cancelled and Expired Listing)

### 7 DAY SOLD COMPARISON

Closed Prior Year	Volume	Count
Wednesday, June 03, 2026	\$6,899,300	22
Tuesday, June 02, 2026	\$11,716,075	24
Monday, June 01, 2026	\$22,373,600	45
Sunday, May 31, 2026	\$1,145,000	2
Saturday, May 30, 2026	\$360,000	1
Friday, May 29, 2026	\$48,688,920	110
<b>Total</b>	<b>\$91,182,895</b>	<b>204</b>

Closed Prior Year	Volume	Count
Tuesday, June 03, 2025	\$16,095,899	30
Monday, June 02, 2025	\$16,385,200	44
Sunday, June 01, 2025	\$240,000	1
Saturday, May 31, 2025	\$155,000	1
Friday, May 30, 2025	\$33,326,045	83
Thursday, May 29, 2025	\$16,346,700	41
Wednesday, May 28, 2025	\$16,858,800	43
<b>Total</b>	<b>\$99,407,644</b>	<b>243</b>

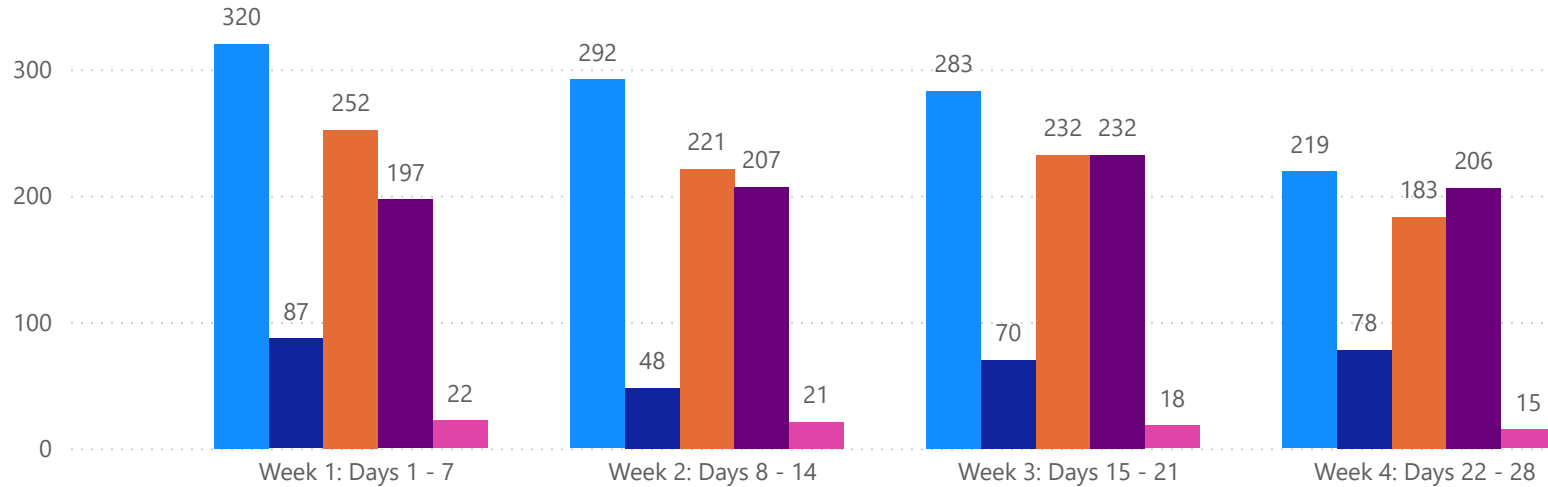


# 4 WEEK REAL ESTATE MARKET REPORT

## PINELLAS COUNTY - SINGLE FAMILY HOME

### 6/4/2026

MLS Status ● Active ● Canceled ● Pending ● Sold ● Temporarily Off-Market



All data is current as of today, though some MLS statuses may have changed from prior days.

### TOTALS

MLS Status	4 Week Total
Active	1114
Canceled	283
Pending	888
Sold	842
Temporarily Off-Market	76

### DAILY MARKET CHANGE

Category	Sum of Pinellas
Back on the Market	16
New Listings	71
Price Decrease	68
Price Increase	3

\*Back on Market can be from these sources - Pending, Temp Off Market, Cancelled and Expired Listing)

### 7 DAY SOLD COMPARISON

Closed Prior Year	Volume	Count	Closed Prior Year	Volume	Count
Wednesday, June 03, 2026	\$11,275,000	14	Tuesday, June 03, 2025	\$16,200,000	31
Tuesday, June 02, 2026	\$31,478,499	37	Monday, June 02, 2025	\$30,516,410	54
Monday, June 01, 2026	\$29,035,250	44	Sunday, June 01, 2025	\$260,000	1
Saturday, May 30, 2026	\$1,369,000	4	Saturday, May 31, 2025	\$1,250,495	3
Friday, May 29, 2026	\$61,403,133	98	Friday, May 30, 2025	\$67,368,944	120
<b>Total</b>	<b>\$134,560,882</b>	<b>197</b>	Thursday, May 29, 2025	\$30,281,600	48
			Wednesday, May 28, 2025	\$36,132,325	48
			<b>Total</b>	<b>\$182,009,774</b>	<b>305</b>

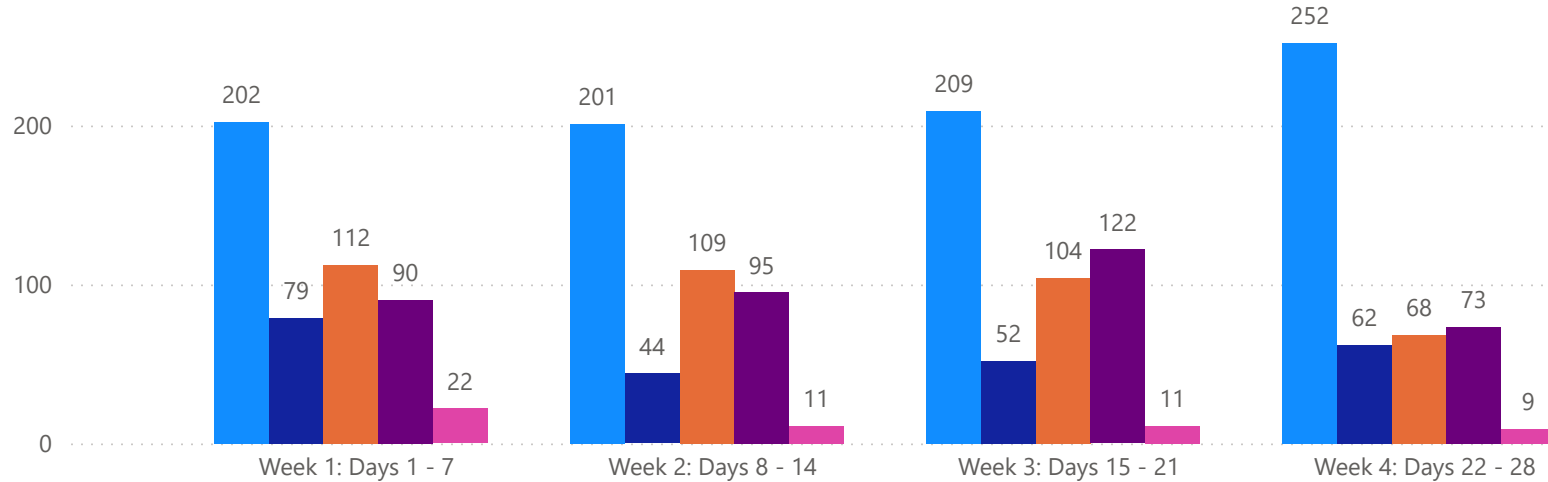


# 4 WEEK REAL ESTATE MARKET REPORT

## PINELLAS COUNTY - CONDO

### 6/4/2026

MlsStatus ● Active ● Canceled ● Pending ● Sold ● Temporarily Off-Market



All data is current as of today, though some MLS statuses may have changed from prior days.

### TOTALS

MLS Status	4 Week Total
Active	864
Canceled	237
Pending	393
Sold	380
Temporarily Off-Market	53

### DAILY MARKET CHANGE

Category	Sum of Pinellas
Back on the Market	7
New Listings	33
Price Decrease	55
Price Increase	0

\*Back on Market can be from these sources - Pending, Temp Off Market, Cancelled and Expired Listing)

### 7 DAY SOLD COMPARISON

Closed Prior Year	Volume	Count
Wednesday, June 03, 2026	\$2,818,000	11
Tuesday, June 02, 2026	\$3,623,525	10
Monday, June 01, 2026	\$9,335,000	16
Sunday, May 31, 2026	\$700,000	1
Friday, May 29, 2026	\$22,367,300	52
<b>Total</b>	<b>\$38,843,825</b>	<b>90</b>

Closed Prior Year	Volume	Count
Tuesday, June 03, 2025	\$4,087,900	12
Monday, June 02, 2025	\$8,325,700	19
Saturday, May 31, 2025	\$155,000	1
Friday, May 30, 2025	\$12,197,700	38
Thursday, May 29, 2025	\$7,814,500	19
Wednesday, May 28, 2025	\$11,010,900	24
<b>Total</b>	<b>\$43,591,700</b>	<b>113</b>

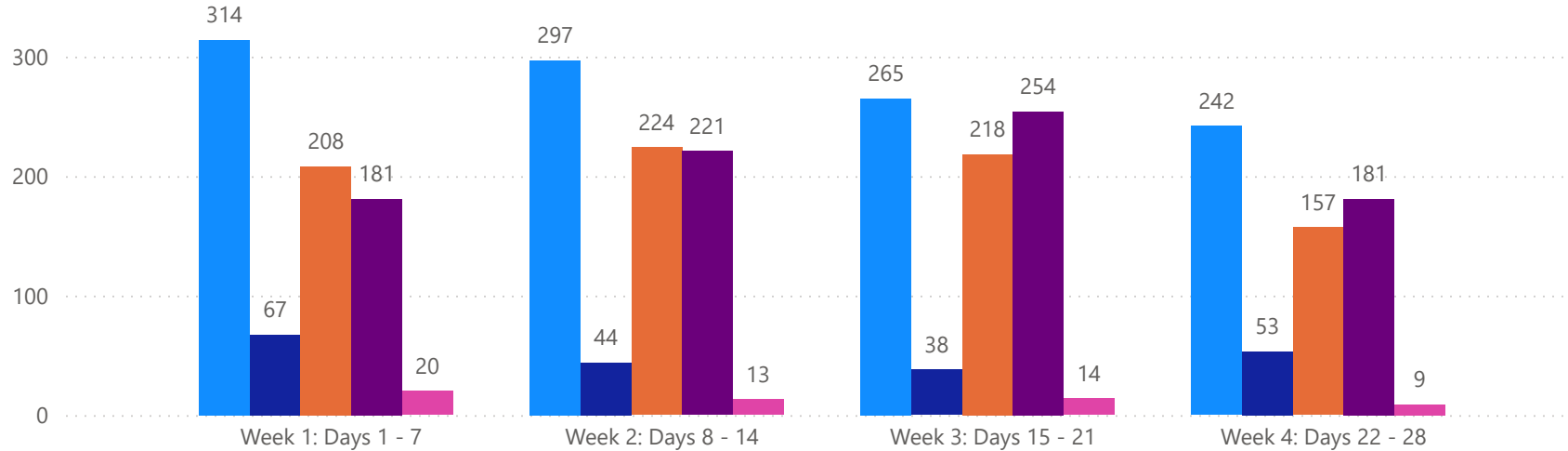


# 4 WEEK REAL ESTATE MARKET REPORT

## PASCO COUNTY - SINGLE FAMILY HOME

### 6/4/2026

**MLS Status** ● Active ● Canceled ● Pending ● Sold ● Temporarily Off-Market



All data is current as of today, though some MLS statuses may have changed from prior days.

### TOTALS

MLS Status	4 Week Total
Active	1118
Canceled	202
Pending	807
Sold	837
Temporarily Off-Market	56

### DAILY MARKET CHANGE

Category	Sum of Pasco
Back on the Market	10
New Listings	69
Price Decrease	123
Price Increase	16

\*Back on Market can be from these sources - Pending, Temp Off Market, Cancelled and Expired Listing)

### 7 DAY SOLD COMPARISON

Closed Prior Year	Volume	Count	Closed Prior Year	Volume	Count
Wednesday, June 03, 2026	\$6,832,105	14	Tuesday, June 03, 2025	\$15,982,550	37
Tuesday, June 02, 2026	\$9,622,990	21	Monday, June 02, 2025	\$20,230,982	45
Monday, June 01, 2026	\$14,156,050	39	Sunday, June 01, 2025	\$1,313,056	1
Saturday, May 30, 2026	\$2,888,370	7	Saturday, May 31, 2025	\$803,000	2
Friday, May 29, 2026	\$41,735,533	100	Friday, May 30, 2025	\$58,431,576	133
<b>Total</b>	<b>\$75,235,048</b>	<b>181</b>	Thursday, May 29, 2025	\$25,472,350	62
			Wednesday, May 28, 2025	\$27,322,332	64
			<b>Total</b>	<b>\$149,555,846</b>	<b>344</b>

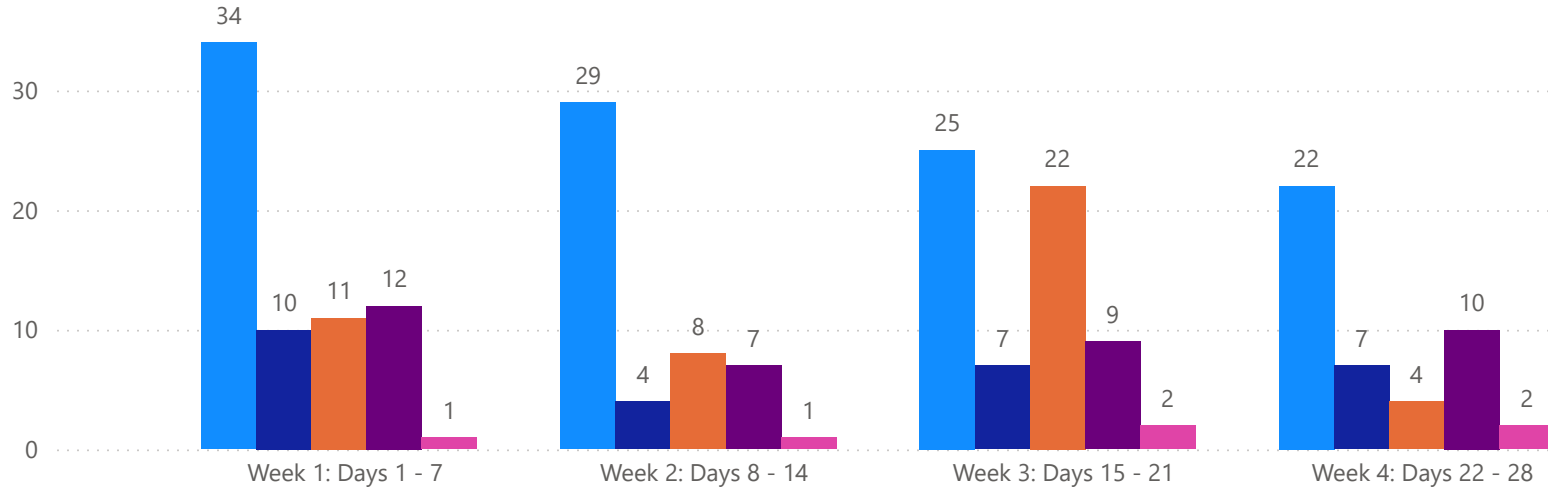


# 4 WEEK REAL ESTATE MARKET REPORT

## PASCO COUNTY - CONDO

### 6/4/2026

MLS Status ● Active ● Canceled ● Pending ● Sold ● Temporarily Off-Market



All data is current as of today, though some MLS statuses may have changed from prior days.

### TOTALS

MLS Status	4 Week Total
Active	110
Canceled	28
Pending	45
Sold	38
Temporarily Off-Market	6

### DAILY MARKET CHANGE

Category	Sum of Pasco
Back on the Market	1
New Listings	3
Price Decrease	4
Price Increase	0

\*Back on Market can be from these sources - Pending, Temp Off Market, Cancelled and Expired Listing)

### 7 DAY SOLD COMPARISON

Closed Prior Year	Volume	Count
Wednesday, June 03, 2026	\$253,900	2
Tuesday, June 02, 2026	\$299,900	2
Monday, June 01, 2026	\$305,900	2
Sunday, May 31, 2026	\$445,000	1
Friday, May 29, 2026	\$749,500	5
<b>Total</b>	<b>\$2,054,200</b>	<b>12</b>

Closed Prior Year	Volume	Count
Tuesday, June 03, 2025	\$280,000	1
Monday, June 02, 2025	\$576,000	5
Friday, May 30, 2025	\$282,500	2
Wednesday, May 28, 2025	\$249,900	2
<b>Total</b>	<b>\$1,388,400</b>	<b>10</b>

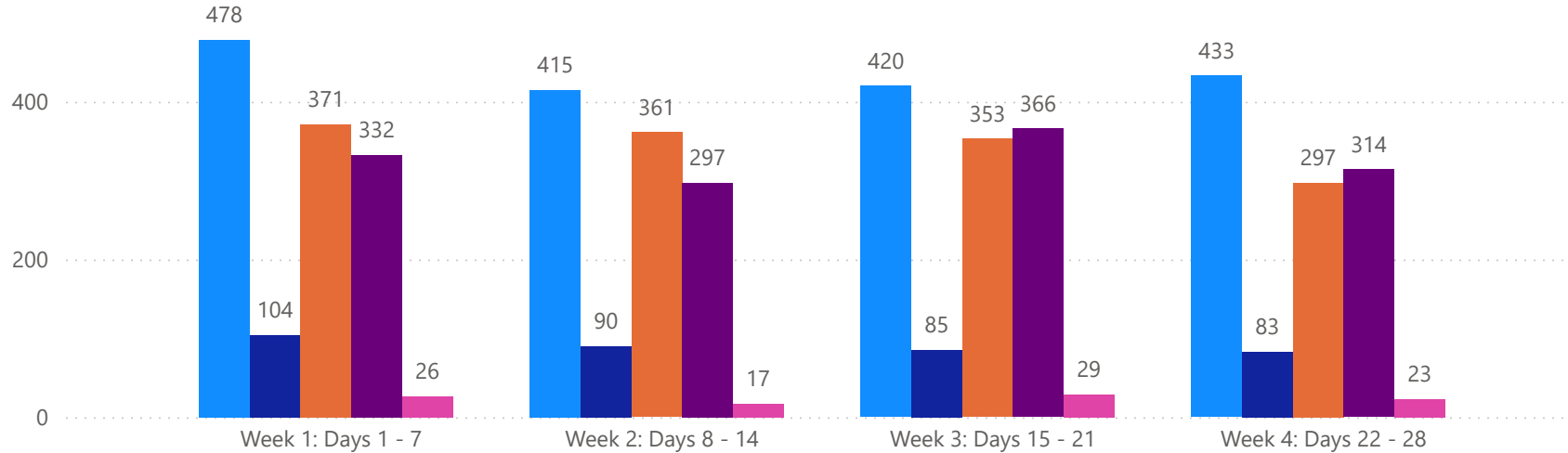


# 4 WEEK REAL ESTATE MARKET REPORT

## HILLSBOROUGH COUNTY - SINGLE FAMILY HOME

### 6/4/2026

MLS Status ● Active ● Canceled ● Pending ● Sold ● Temporarily Off-Market



All data is current as of today, though some MLS statuses may have changed from prior days.

### TOTALS

MLS Status	4 Week Total
Active	1746
Canceled	362
Pending	1382
Sold	1309
Temporarily Off-Market	95

### DAILY MARKET CHANGE

Category	Sum of Hillsborough	*Back on Market can be from these sources - Pending, Temp Off Market, Cancelled and Expired Listing)
Back on the Market	14	
New Listings	106	
Price Decrease	125	
Price Increase	7	

### 7 DAY SOLD COMPARISON

Closed Prior Year	Volume	Count	Closed Prior Year	Volume	Count
Wednesday, June 03, 2026	\$27,948,200	36	Tuesday, June 03, 2025	\$18,826,234	35
Tuesday, June 02, 2026	\$19,732,630	35	Monday, June 02, 2025	\$48,302,490	81
Monday, June 01, 2026	\$61,354,628	86	Sunday, June 01, 2025	\$2,621,595	3
Saturday, May 30, 2026	\$5,623,085	11	Saturday, May 31, 2025	\$1,770,000	3
Friday, May 29, 2026	\$94,118,358	164	Friday, May 30, 2025	\$90,254,954	157
<b>Total</b>	<b>\$208,776,901</b>	<b>332</b>	Thursday, May 29, 2025	\$39,092,522	78
			Wednesday, May 28, 2025	\$27,379,788	57
			<b>Total</b>	<b>\$228,247,583</b>	<b>414</b>

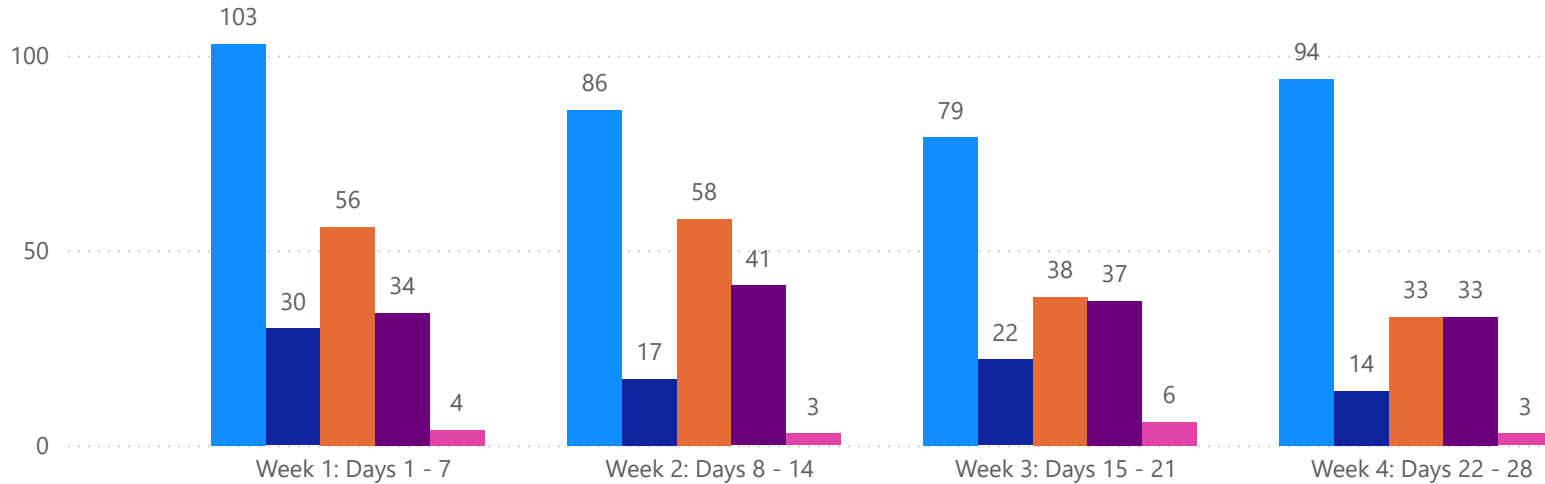


# 4 WEEK REAL ESTATE MARKET REPORT

## HILLSBOROUGH COUNTY - CONDO

6/4/2026

MLS Status ● Active ● Canceled ● Pending ● Sold ● Temporarily Off-Market



All data is current as of today, though some MLS statuses may have changed from prior days.

### TOTALS

MLS Status	4 Week Total
Active	362
Canceled	83
Pending	185
Sold	145
Temporarily Off-Market	16

### DAILY MARKET CHANGE

Category	Sum of Hillsborough	*Back on Market can be from these sources - Pending, Temp Off Market, Canceled and Expired Listing)
Back on the Market	2	
New Listings	13	
Price Decrease	19	
Price Increase	0	

### 7 DAY SOLD COMPARISON

Closed Prior Year	Volume	Count	Closed Prior Year	Volume	Count
Wednesday, June 03, 2026	\$180,000	1	Tuesday, June 03, 2025	\$1,173,999	5
Tuesday, June 02, 2026	\$1,561,150	2	Monday, June 02, 2025	\$2,575,000	9
Monday, June 01, 2026	\$2,181,500	10	Friday, May 30, 2025	\$5,101,000	10
Saturday, May 30, 2026	\$360,000	1	Thursday, May 29, 2025	\$2,980,700	8
Friday, May 29, 2026	\$11,270,300	20	Wednesday, May 28, 2025	\$1,492,500	8
<b>Total</b>	<b>\$15,552,950</b>	<b>34</b>	<b>Total</b>	<b>\$13,323,199</b>	<b>40</b>

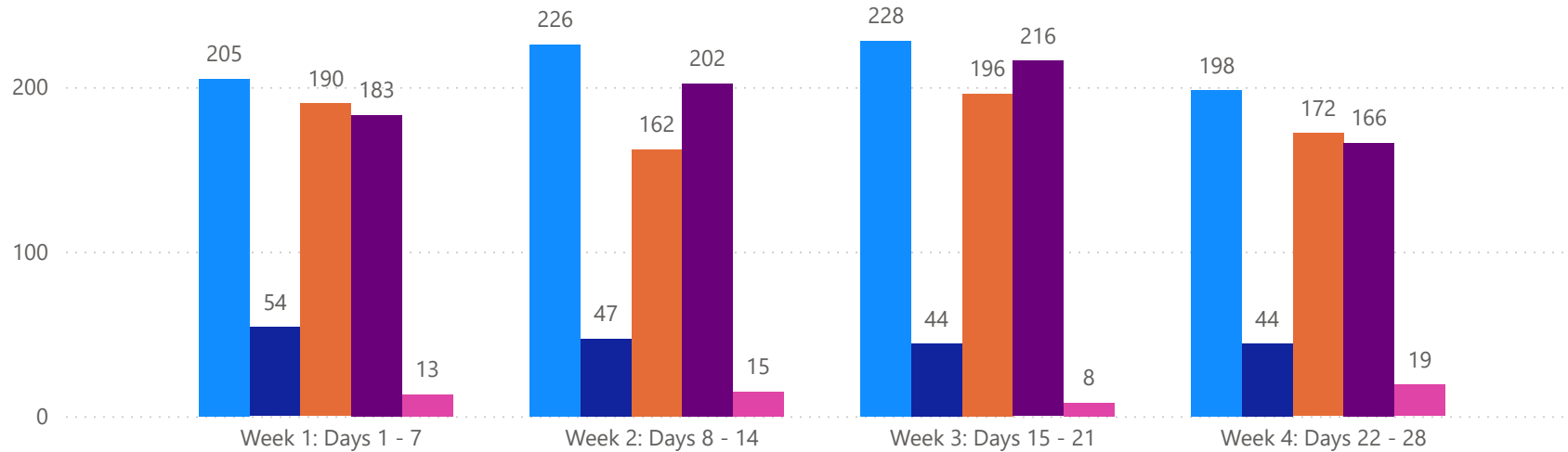


# 4 WEEK REAL ESTATE MARKET REPORT

## SARASOTA COUNTY - SINGLE FAMILY HOME

### 6/4/2026

MLS Status ● Active ● Canceled ● Pending ● Sold ● Temporarily Off-Market



All data is current as of today, though some MLS statuses may have changed from prior days.

### TOTALS

MLS Status	4 Week Total
Active	857
Canceled	189
Pending	720
Sold	767
Temporarily Off-Market	55

### DAILY MARKET CHANGE

Category	Sum of Sarasota
Back on the Market	8
New Listings	40
Price Decrease	58
Price Increase	3

\*Back on Market can be from these sources - Pending, Temp Off Market, Cancelled and Expired Listing)

### 7 DAY SOLD COMPARISON

Closed Prior Year	Volume	Count
Wednesday, June 03, 2026	\$11,772,799	16
Tuesday, June 02, 2026	\$19,262,660	25
Monday, June 01, 2026	\$25,771,025	41
Sunday, May 31, 2026	\$451,840	1
Saturday, May 30, 2026	\$2,157,199	3
Friday, May 29, 2026	\$52,216,721	97
<b>Total</b>	<b>\$111,632,244</b>	<b>183</b>

Closed Prior Year	Volume	Count
Tuesday, June 03, 2025	\$9,654,713	18
Monday, June 02, 2025	\$38,159,897	41
Sunday, June 01, 2025	\$435,000	1
Saturday, May 31, 2025	\$675,000	1
Friday, May 30, 2025	\$49,178,992	80
Thursday, May 29, 2025	\$25,055,881	37
Wednesday, May 28, 2025	\$23,808,536	44
<b>Total</b>	<b>\$146,968,019</b>	<b>222</b>

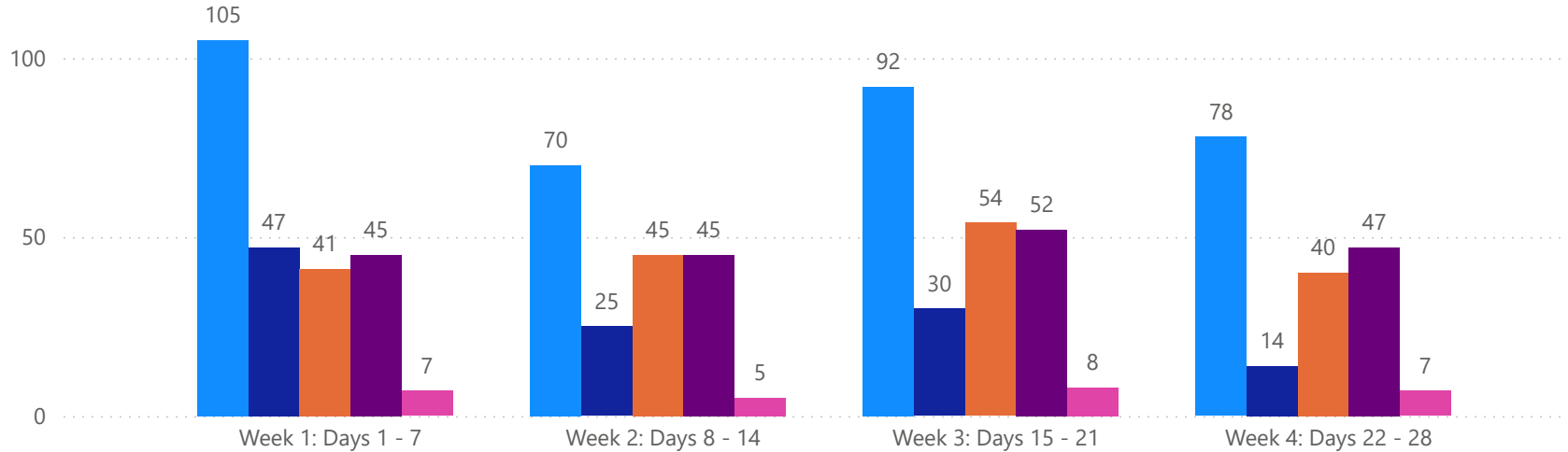


# 4 WEEK REAL ESTATE MARKET REPORT

## SARASOTA COUNTY - CONDO

6/4/2026

MLS Status ● Active ● Canceled ● Pending ● Sold ● Temporarily Off-Market



All data is current as of today, though some MLS statuses may have changed from prior days.

### TOTALS

MLS Status	4 Week Total
Active	345
Canceled	116
Pending	180
Sold	189
Temporarily Off-Market	27

### DAILY MARKET CHANGE

Category	Sum of Sarasota
Back on the Market	3
New Listings	15
Price Decrease	19
Price Increase	1

\*Back on Market can be from these sources - Pending, Temp Off Market, Cancelled and Expired Listing)

### 7 DAY SOLD COMPARISON

Closed Prior Year	Volume	Count
Wednesday, June 03, 2026	\$3,125,000	6
Tuesday, June 02, 2026	\$5,199,500	8
Monday, June 01, 2026	\$7,812,200	11
Friday, May 29, 2026	\$10,968,920	20
<b>Total</b>	<b>\$27,105,620</b>	<b>45</b>

Closed Prior Year	Volume	Count
Tuesday, June 03, 2025	\$8,864,000	7
Monday, June 02, 2025	\$2,828,500	7
Sunday, June 01, 2025	\$240,000	1
Friday, May 30, 2025	\$12,703,995	23
Thursday, May 29, 2025	\$3,782,500	9
Wednesday, May 28, 2025	\$3,203,500	6
<b>Total</b>	<b>\$31,622,495</b>	<b>53</b>

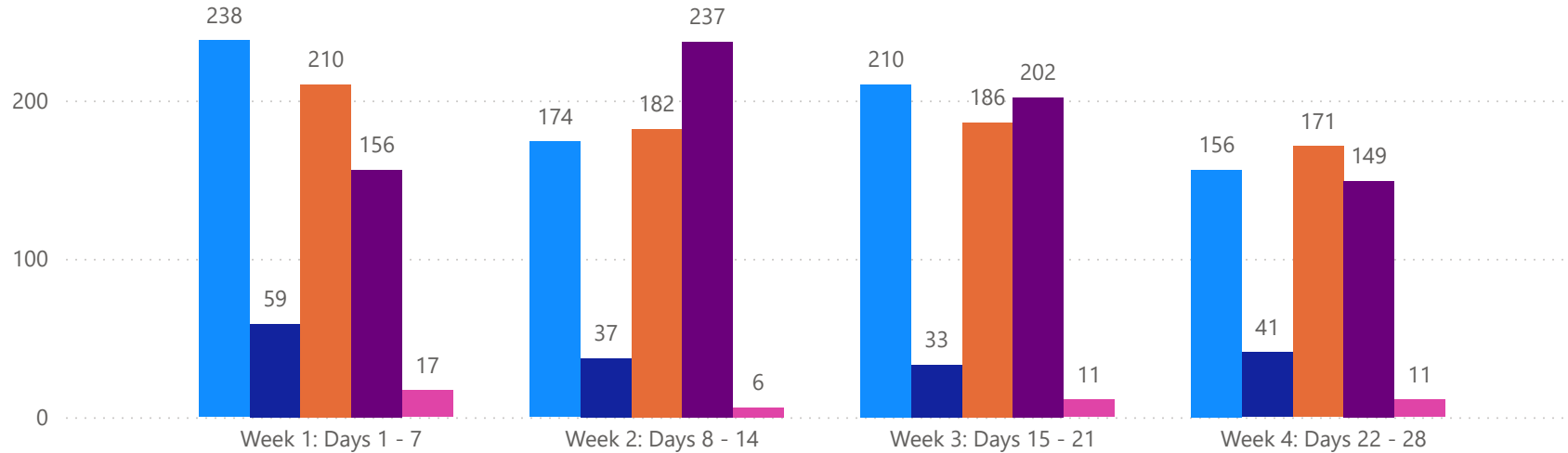


# 4 WEEK REAL ESTATE MARKET REPORT

## MANATEE COUNTY - SINGLE FAMILY HOME

### 6/4/2026

**MLS Status** ● Active ● Canceled ● Pending ● Sold ● Temporarily Off-Market



All data is current as of today, though some MLS statuses may have changed from prior days.

### TOTALS

MLS Status	4 Week Total
Active	778
Canceled	170
Pending	749
Sold	744
Temporarily Off-Market	45

### DAILY MARKET CHANGE

Category	Sum of Manatee
Back on the Market	6
New Listings	48
Price Decrease	61
Price Increase	7

\*Back on Market can be from these sources - Pending, Temp Off Market, Cancelled and Expired Listing)

### 7 DAY SOLD COMPARISON

Closed Prior Year	Volume	Count
Wednesday, June 03, 2026	\$12,198,762	9
Tuesday, June 02, 2026	\$17,744,000	20
Monday, June 01, 2026	\$24,753,601	35
Saturday, May 30, 2026	\$1,525,481	2
Friday, May 29, 2026	\$56,762,776	90
<b>Total</b>	<b>\$112,984,620</b>	<b>156</b>

Closed Prior Year	Volume	Count
Tuesday, June 03, 2025	\$16,844,775	25
Monday, June 02, 2025	\$22,919,962	37
Sunday, June 01, 2025	\$1,363,787	2
Saturday, May 31, 2025	\$3,222,999	6
Friday, May 30, 2025	\$50,238,467	96
Thursday, May 29, 2025	\$34,096,948	57
Wednesday, May 28, 2025	\$34,113,016	57
<b>Total</b>	<b>\$162,799,954</b>	<b>280</b>

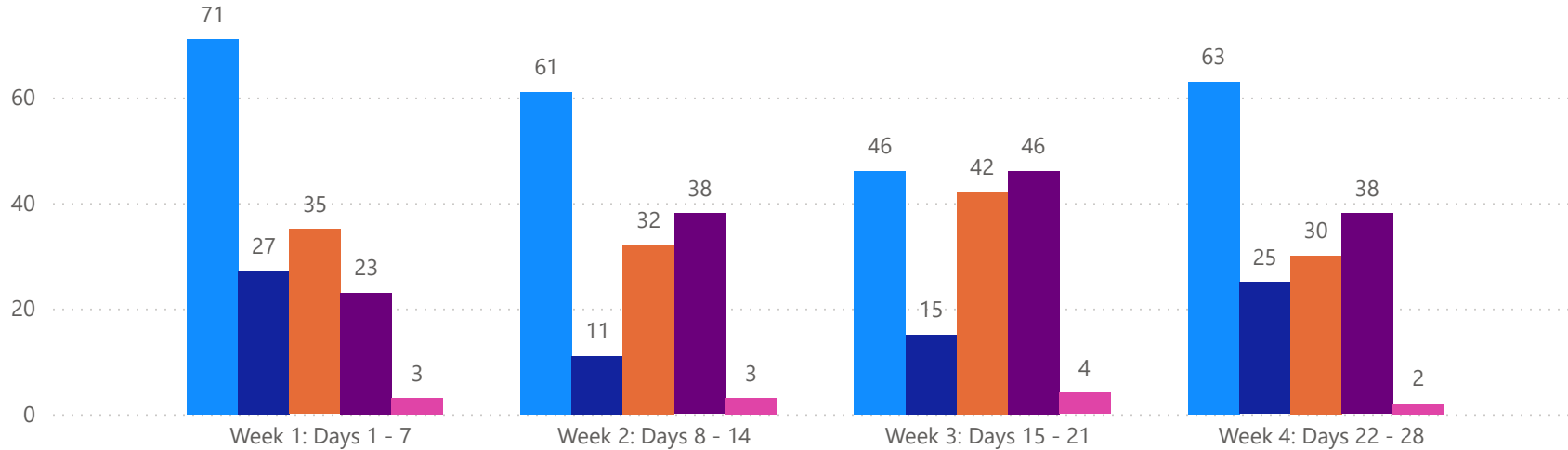


# 4 WEEK REAL ESTATE MARKET REPORT

## MANATEE COUNTY - CONDO

6/4/2026

MLS Status ● Active ● Canceled ● Pending ● Sold ● Temporarily Off-Market



### TOTALS

MLS Status	4 Week Total
Active	241
Canceled	78
Pending	139
Sold	145
Temporarily Off-Market	12

### DAILY MARKET CHANGE

Category	Sum of Manatee
Back on the Market	4
New Listings	7
Price Decrease	13
Price Increase	0

\*Back on Market can be from these sources - Pending, Temp Off Market, Cancelled and Expired Listing)

### 7 DAY SOLD COMPARISON

Closed Prior Year	Volume	Count
Wednesday, June 03, 2026	\$522,400	2
Tuesday, June 02, 2026	\$1,032,000	2
Monday, June 01, 2026	\$2,739,000	6
Friday, May 29, 2026	\$3,332,900	13
<b>Total</b>	<b>\$7,626,300</b>	<b>23</b>

Closed Prior Year	Volume	Count
Tuesday, June 03, 2025	\$1,690,000	5
Monday, June 02, 2025	\$2,080,000	4
Friday, May 30, 2025	\$3,040,850	10
Thursday, May 29, 2025	\$1,769,000	5
Wednesday, May 28, 2025	\$902,000	3
<b>Total</b>	<b>\$9,481,850</b>	<b>27</b>

