



4 WEEK REAL ESTATE MARKET REPORT

Sunday, June 7, 2026

As of: Monday, June 8, 2026

- 1 Report Breakdown
- 2 Cumulative Tampa Bay Report - Single Family Home
- 3 Cumulative Tampa Bay Report - Condominium
- 4 Pinellas County - Single Family Home
- 5 Pinellas County - Condominium
- 6 Pasco County - Single Family Home
- 7 Pasco County - Condominium
- 8 Hillsborough County - Single Family Home
- 9 Hillsborough County - Condominium
- 10 Sarasota County - Single Family Home
- 11 Sarasota County - Condominium
- 12 Manatee County - Single Family Home
- 13 Manatee County - Condominium

4 WEEK REAL ESTATE MARKET REPORT

REPORT BREAKDOWN

Sunday, June 7, 2026

as of: 6/8/2026

Day 1	Sunday, June 7, 2026
Day 2	Saturday, June 6, 2026
Day 3	Friday, June 5, 2026
Day 4	Thursday, June 4, 2026
Day 5	Wednesday, June 3, 2026
Day 6	Monday, June 8, 2026
Day 7	Sunday, June 7, 2026
Day 8	Saturday, June 6, 2026
Day 9	Friday, June 5, 2026
Day 10	Thursday, June 4, 2026
Day 11	Wednesday, June 3, 2026
Day 12	Tuesday, June 2, 2026
Day 13	Monday, June 1, 2026
Day 14	Sunday, May 31, 2026
Day 15	Saturday, May 30, 2026
Day 16	Friday, May 29, 2026
Day 17	Thursday, May 28, 2026
Day 18	Wednesday, May 27, 2026
Day 19	Tuesday, May 26, 2026
Day 20	Monday, May 25, 2026
Day 21	Sunday, May 24, 2026
Day 22	Saturday, May 23, 2026
Day 23	Friday, May 22, 2026
Day 24	Thursday, May 21, 2026
Day 25	Wednesday, May 20, 2026
Day 26	Tuesday, May 19, 2026
Day 27	Monday, May 18, 2026
Day 28	Sunday, May 17, 2026

REPORT BREAKDOWN

GRAPH:

Active - Newly listed during the date range

Pending - Status changed to 'pending' during the date range

Sold - Closed during the date range

Canceled - Canceled during the date range

Temp off Market - Status changed to 'temp' off market' during the date range

The date ranges are not cumulative.

Day 1: Sunday, June 7, 2026

Day 28: Sunday, May 17, 2026

TOTALS:

4 Weeks: The summation of each date range (Day 1 - Day 28)

Market Changes

Day 1's New Listings, Price Increase, Price Decreases and Back on Market

Manatee County - Single Family Home

7 Day Sold Comparison

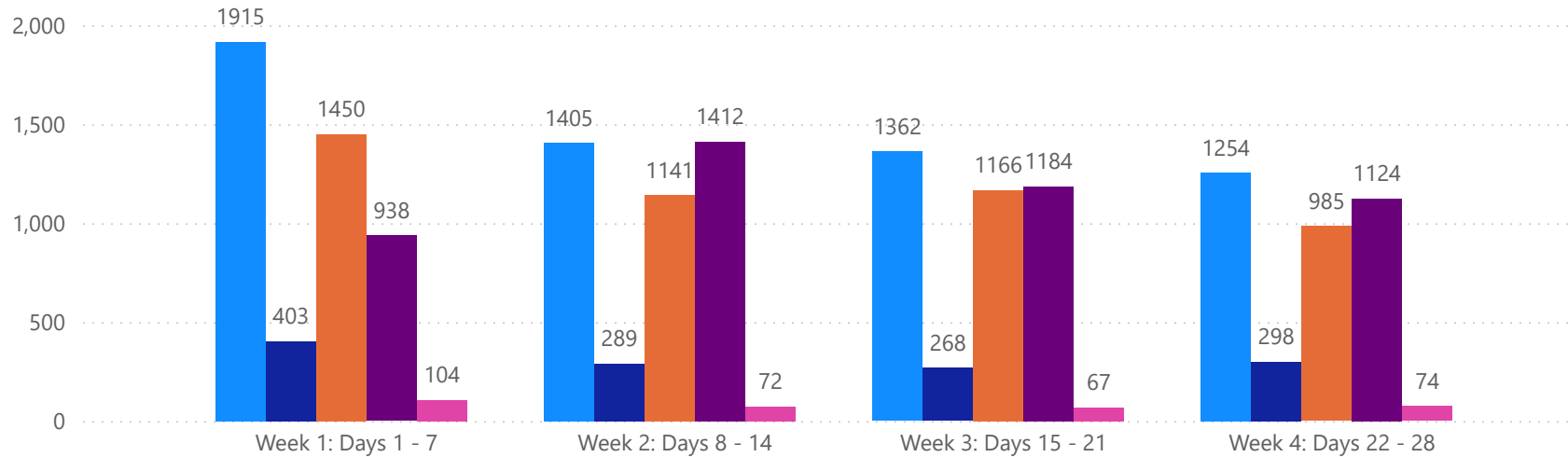
Compares the sold amount and volume in the last 7 days against the same timeframe in the prior year and days 8 - days 14.

4 WEEK REAL ESTATE MARKET REPORT

TAMPA BAY - SINGLE FAMILY HOME

6/7/2026

MLS Status ● Active ● Canceled ● Pending ● Sold ● Temporarily Off-Market



All data is current as of today, though some MLS statuses may have changed from prior days.

TOTALS


MLS Status	4 Week Total
Active	5936
Canceled	1258
Pending	4742
Sold	4658
Temporarily Off-Market	317

DAILY MARKET CHANGE

Category	Sum of Total	
Back on the Market	22	*Back on Market can be from these sources - Pending, Temp Off Market, Cancelled and Expired Listing)
New Listings	57	
Price Decrease	108	
Price Increase	8	

7 DAY SOLD COMPARISON

Closed Prior Year	Volume	Count	Closed Prior Year	Volume	Count
Saturday, June 06, 2026	\$2,056,970	5	Friday, June 06, 2025	\$167,939,944	300
Friday, June 05, 2026	\$114,830,821	200	Thursday, June 05, 2025	\$79,788,732	153
Thursday, June 04, 2026	\$88,792,295	151	Wednesday, June 04, 2025	\$90,008,076	159
Wednesday, June 03, 2026	\$97,908,033	141	Tuesday, June 03, 2025	\$77,508,272	146
Tuesday, June 02, 2026	\$113,255,394	171	Monday, June 02, 2025	\$160,129,741	258
Monday, June 01, 2026	\$169,283,454	270	Sunday, June 01, 2025	\$5,993,438	8
Total	\$586,126,967	938	Saturday, May 31, 2025	\$7,721,494	15
			Total	\$589,089,697	1039

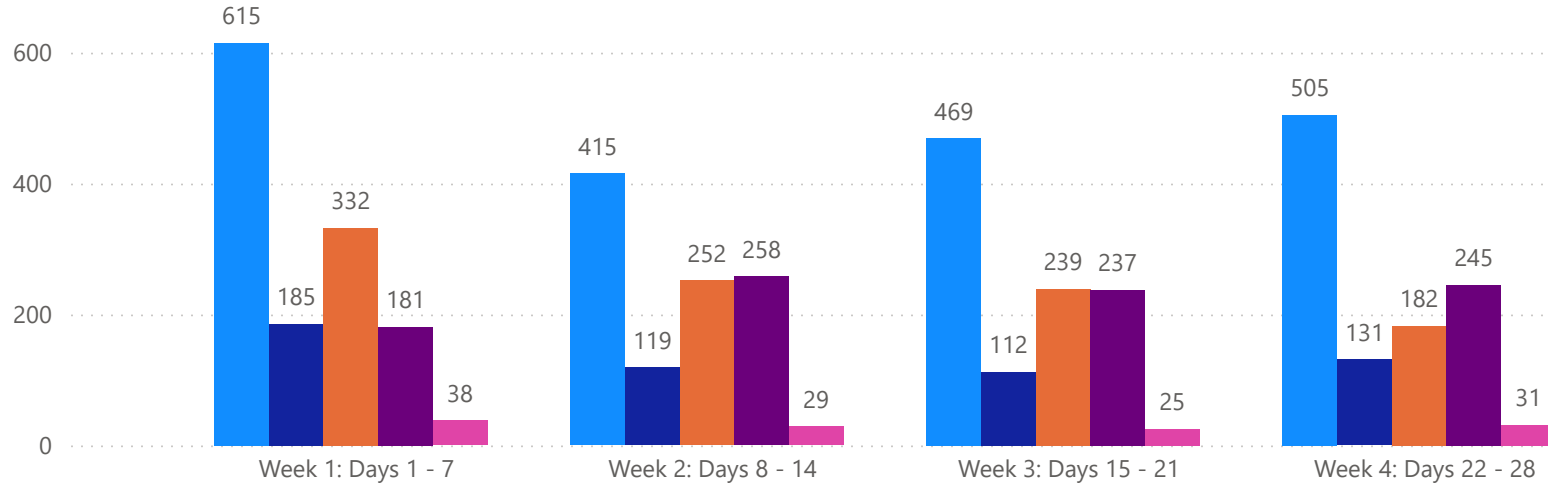


4 WEEK REAL ESTATE MARKET REPORT

TAMPA BAY - CONDO

6/7/2026

MlsStatus ● Active ● Canceled ● Pending ● Sold ● Temporarily Off-Market



All data is current as of today, though some MLS statuses may have changed from prior days.

TOTALS

MLS Status	4 Week Total
Active	2004
Canceled	547
Pending	1005
Sold	921
Temporarily Off-Market	123

DAILY MARKET CHANGE

Category	Sum of Total
Back on the Market	3
New Listings	28
Price Decrease	40
Price Increase	1

*Back on Market can be from these sources - Pending, Temp Off Market, Cancelled and Expired Listing)

7 DAY SOLD COMPARISON

Closed Prior Year	Volume	Count
Saturday, June 06, 2026	\$640,000	1
Friday, June 05, 2026	\$18,442,941	40
Thursday, June 04, 2026	\$10,658,000	27
Wednesday, June 03, 2026	\$10,376,300	34
Tuesday, June 02, 2026	\$14,940,075	31
Monday, June 01, 2026	\$24,029,600	48
Total	\$79,086,916	181

Closed Prior Year	Volume	Count
Friday, June 06, 2025	\$16,729,400	57
Thursday, June 05, 2025	\$13,761,500	35
Wednesday, June 04, 2025	\$9,685,750	23
Tuesday, June 03, 2025	\$16,095,899	30
Monday, June 02, 2025	\$16,385,200	44
Sunday, June 01, 2025	\$240,000	1
Saturday, May 31, 2025	\$155,000	1
Total	\$73,052,749	191

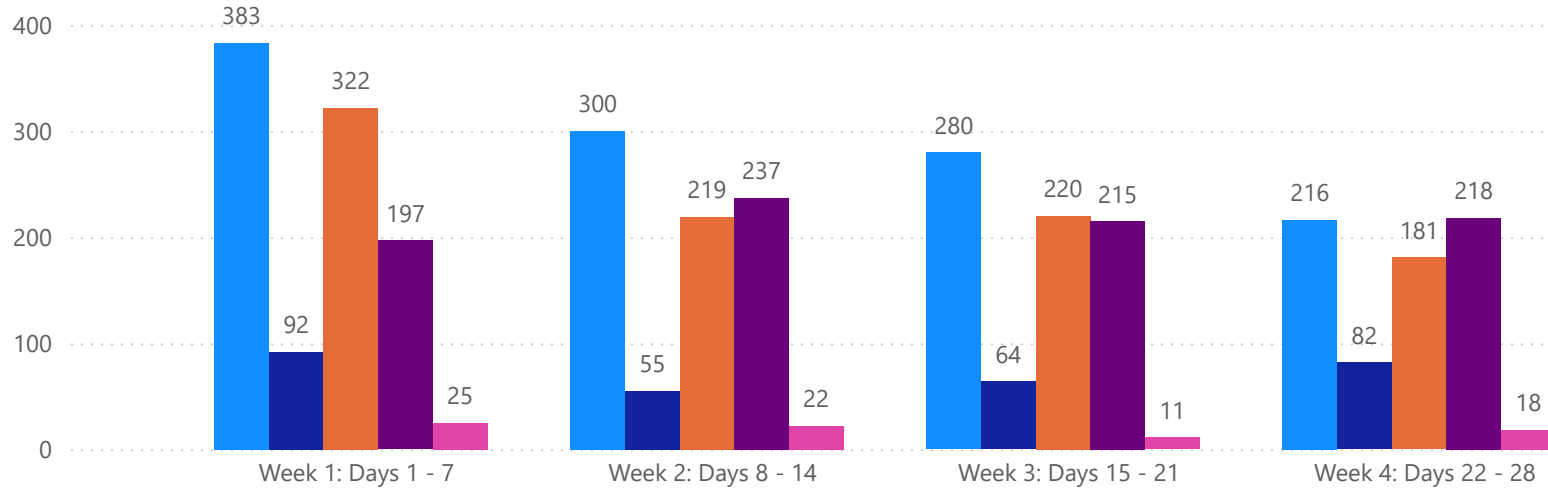


4 WEEK REAL ESTATE MARKET REPORT

PINELLAS COUNTY - SINGLE FAMILY HOME

6/7/2026

MLS Status ● Active ● Canceled ● Pending ● Sold ● Temporarily Off-Market



All data is current as of today, though some MLS statuses may have changed from prior days.

TOTALS

MLS Status	4 Week Total
Active	1179
Canceled	293
Pending	942
Sold	867
Temporarily Off-Market	76

DAILY MARKET CHANGE

Category	Sum of Pinellas
Back on the Market	5
New Listings	14
Price Decrease	26
Price Increase	0

*Back on Market can be from these sources - Pending, Temp Off Market, Cancelled and Expired Listing)

7 DAY SOLD COMPARISON

Closed Prior Year	Volume	Count	Closed Prior Year	Volume	Count
Friday, June 05, 2026	\$26,670,500	47	Friday, June 06, 2025	\$41,318,635	72
Thursday, June 04, 2026	\$19,825,900	37	Thursday, June 05, 2025	\$14,777,844	24
Wednesday, June 03, 2026	\$15,155,000	21	Wednesday, June 04, 2025	\$16,999,800	34
Tuesday, June 02, 2026	\$34,889,499	43	Tuesday, June 03, 2025	\$16,200,000	31
Monday, June 01, 2026	\$31,925,150	49	Monday, June 02, 2025	\$30,516,410	54
Total	\$128,466,049	197	Sunday, June 01, 2025	\$260,000	1
			Saturday, May 31, 2025	\$1,250,495	3
			Total	\$121,323,184	219

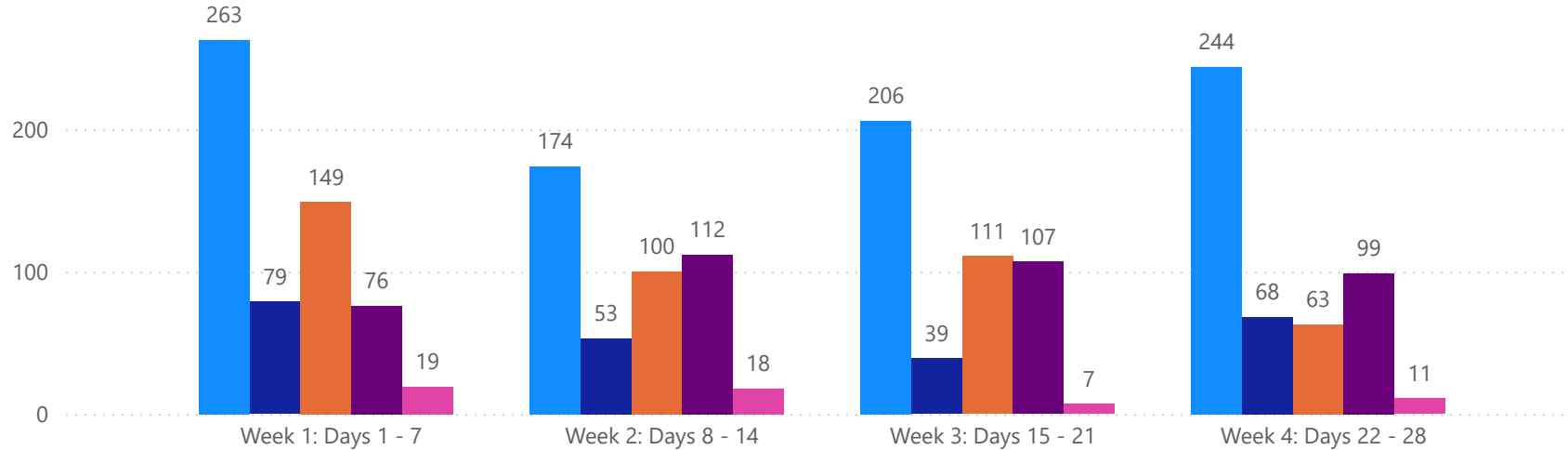


4 WEEK REAL ESTATE MARKET REPORT

PINELLAS COUNTY - CONDO

6/7/2026

MLS Status ● Active ● Canceled ● Pending ● Sold ● Temporarily Off-Market



All data is current as of today, though some MLS statuses may have changed from prior days.

TOTALS

MLS Status	4 Week Total
Active	887
Canceled	239
Pending	423
Sold	394
Temporarily Off-Market	55

DAILY MARKET CHANGE

Category	Sum of Pinellas
Back on the Market	1
New Listings	9
Price Decrease	17
Price Increase	0

*Back on Market can be from these sources - Pending, Temp Off Market, Cancelled and Expired Listing)

7 DAY SOLD COMPARISON

Closed Prior Year	Volume	Count
Saturday, June 06, 2026	\$640,000	1
Friday, June 05, 2026	\$4,271,700	19
Thursday, June 04, 2026	\$3,103,000	12
Wednesday, June 03, 2026	\$3,118,000	13
Tuesday, June 02, 2026	\$6,397,525	15
Monday, June 01, 2026	\$9,335,000	16
Total	\$26,865,225	76

Closed Prior Year	Volume	Count
Friday, June 06, 2025	\$6,493,400	26
Thursday, June 05, 2025	\$7,438,000	16
Wednesday, June 04, 2025	\$3,453,500	8
Tuesday, June 03, 2025	\$4,087,900	12
Monday, June 02, 2025	\$8,325,700	19
Saturday, May 31, 2025	\$155,000	1
Total	\$29,953,500	82

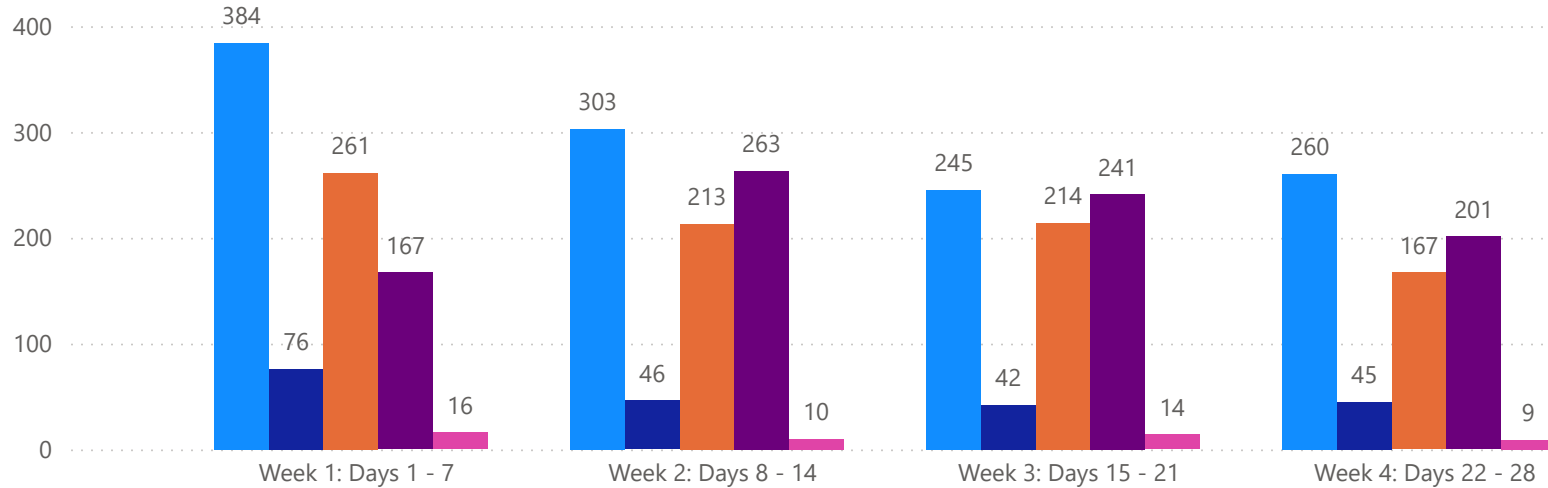


4 WEEK REAL ESTATE MARKET REPORT

PASCO COUNTY - SINGLE FAMILY HOME

6/7/2026

MLS Status ● Active ● Canceled ● Pending ● Sold ● Temporarily Off-Market



All data is current as of today, though some MLS statuses may have changed from prior days.

TOTALS

MLS Status	4 Week Total
Active	1192
Canceled	209
Pending	855
Sold	872
Temporarily Off-Market	49

DAILY MARKET CHANGE

Category	Sum of Pasco
Back on the Market	4
New Listings	15
Price Decrease	24
Price Increase	1

*Back on Market can be from these sources - Pending, Temp Off Market, Cancelled and Expired Listing)

7 DAY SOLD COMPARISON

Closed Prior Year	Volume	Count	Closed Prior Year	Volume	Count
Saturday, June 06, 2026	\$799,980	2	Friday, June 06, 2025	\$22,581,971	53
Friday, June 05, 2026	\$19,123,562	42	Thursday, June 05, 2025	\$20,320,848	45
Thursday, June 04, 2026	\$10,138,199	23	Wednesday, June 04, 2025	\$16,926,787	41
Wednesday, June 03, 2026	\$13,094,902	30	Tuesday, June 03, 2025	\$15,982,550	37
Tuesday, June 02, 2026	\$11,631,870	27	Monday, June 02, 2025	\$20,230,982	45
Monday, June 01, 2026	\$15,321,050	43	Sunday, June 01, 2025	\$1,313,056	1
Total	\$70,109,563	167	Saturday, May 31, 2025	\$803,000	2
			Total	\$98,159,194	224

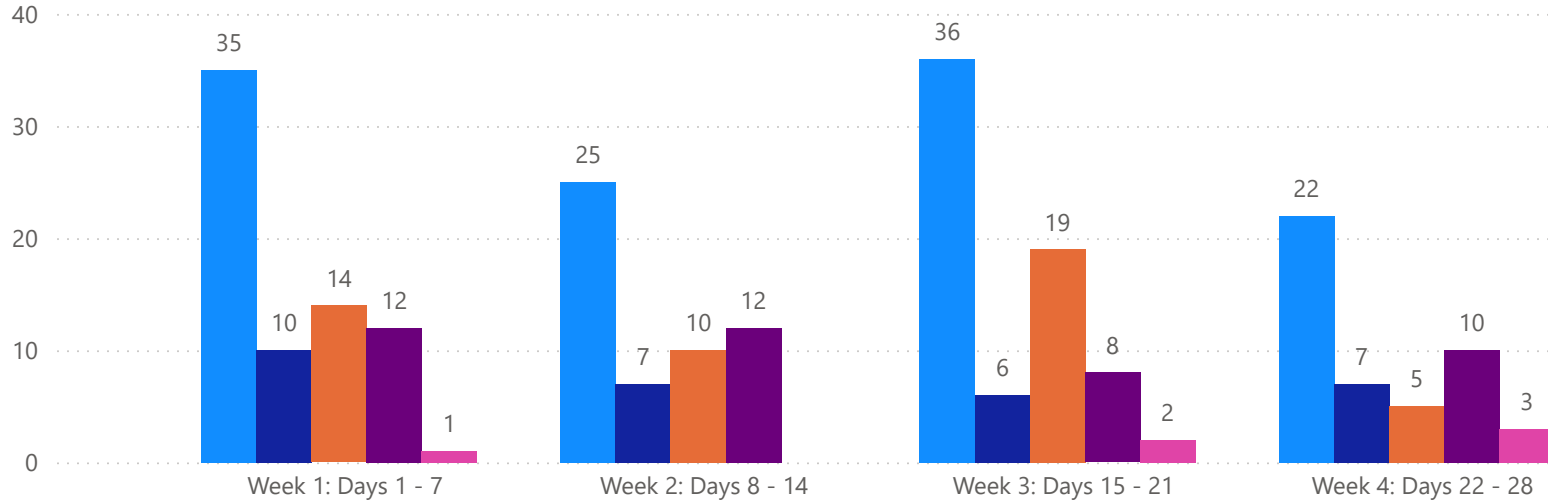


4 WEEK REAL ESTATE MARKET REPORT

PASCO COUNTY - CONDO

6/7/2026

MLS Status ● Active ● Canceled ● Pending ● Sold ● Temporarily Off-Market



All data is current as of today, though some MLS statuses may have changed from prior days.

TOTALS

MLS Status	4 Week Total
Active	118
Canceled	30
Pending	48
Sold	42
Temporarily Off-Market	6

DAILY MARKET CHANGE

Category	Sum of Pasco
Back on the Market	0
New Listings	1
Price Decrease	6
Price Increase	0

*Back on Market can be from these sources - Pending, Temp Off Market, Cancelled and Expired Listing)

7 DAY SOLD COMPARISON

Closed Prior Year	Volume	Count
Thursday, June 04, 2026	\$343,500	3
Wednesday, June 03, 2026	\$447,900	4
Tuesday, June 02, 2026	\$459,900	3
Monday, June 01, 2026	\$305,900	2
Total	\$1,557,200	12

Closed Prior Year	Volume	Count
Friday, June 06, 2025	\$192,500	1
Thursday, June 05, 2025	\$113,000	2
Wednesday, June 04, 2025	\$151,000	1
Tuesday, June 03, 2025	\$280,000	1
Monday, June 02, 2025	\$576,000	5
Total	\$1,312,500	10

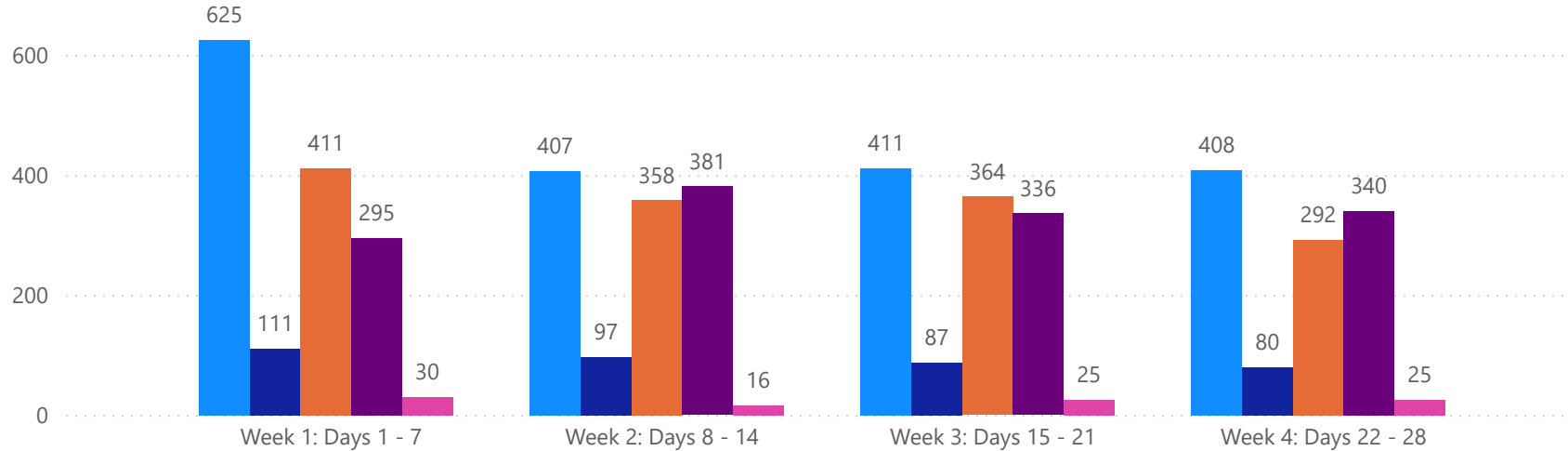


4 WEEK REAL ESTATE MARKET REPORT

HILLSBOROUGH COUNTY - SINGLE FAMILY HOME

6/7/2026

MlsStatus ● Active ● Canceled ● Pending ● Sold ● Temporarily Off-Market



All data is current as of today, though some MLS statuses may have changed from prior days.

TOTALS

MLS Status	4 Week Total
Active	1851
Canceled	375
Pending	1425
Sold	1352
Temporarily Off-Market	96

DAILY MARKET CHANGE

Category	Sum of Hillsborough	*Back on Market can be from these sources - Pending, Temp Off Market, Cancelled and Expired Listing)
Back on the Market	8	
New Listings	18	
Price Decrease	32	
Price Increase	0	

7 DAY SOLD COMPARISON

Closed Prior Year	Volume	Count	Closed Prior Year	Volume	Count
Saturday, June 06, 2026	\$1,086,990	2	Friday, June 06, 2025	\$62,626,725	100
Friday, June 05, 2026	\$34,319,300	58	Thursday, June 05, 2025	\$24,179,995	52
Thursday, June 04, 2026	\$25,098,900	45	Wednesday, June 04, 2025	\$23,584,300	47
Wednesday, June 03, 2026	\$34,598,200	48	Tuesday, June 03, 2025	\$18,826,234	35
Tuesday, June 02, 2026	\$26,445,530	48	Monday, June 02, 2025	\$48,302,490	81
Monday, June 01, 2026	\$65,008,628	94	Sunday, June 01, 2025	\$2,621,595	3
Total	\$186,557,548	295	Saturday, May 31, 2025	\$1,770,000	3
			Total	\$181,911,339	321

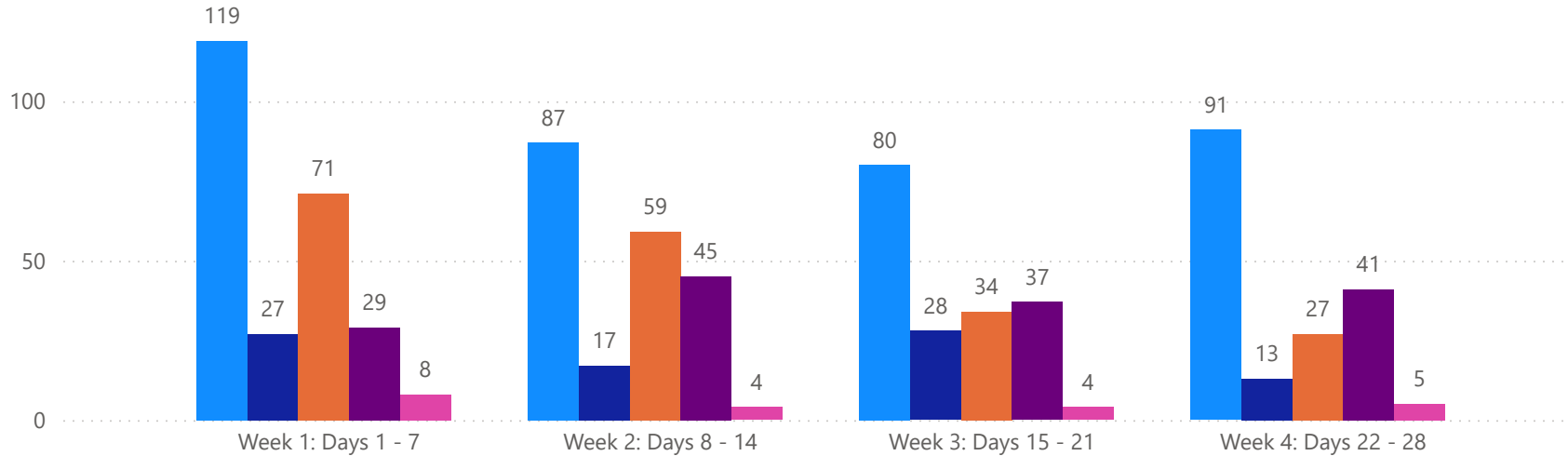


4 WEEK REAL ESTATE MARKET REPORT

HILLSBOROUGH COUNTY - CONDO

6/7/2026

MLS Status ● Active ● Canceled ● Pending ● Sold ● Temporarily Off-Market



All data is current as of today, though some MLS statuses may have changed from prior days.

TOTALS

MLS Status	4 Week Total
Active	377
Canceled	85
Pending	191
Sold	152
Temporarily Off-Market	21

DAILY MARKET CHANGE

Category	Sum of Hillsborough	*Back on Market can be from these sources - Pending, Temp Off Market, Canceled and Expired Listing)
Back on the Market	2	
New Listings	1	
Price Decrease	4	
Price Increase	0	

7 DAY SOLD COMPARISON

Closed Prior Year	Volume	Count	Closed Prior Year	Volume	Count
Friday, June 05, 2026	\$5,189,500	8	Friday, June 06, 2025	\$2,536,000	9
Thursday, June 04, 2026	\$575,000	3	Thursday, June 05, 2025	\$1,413,000	6
Wednesday, June 03, 2026	\$1,243,000	5	Wednesday, June 04, 2025	\$4,089,250	7
Tuesday, June 02, 2026	\$1,561,150	2	Tuesday, June 03, 2025	\$1,173,999	5
Monday, June 01, 2026	\$3,111,500	11	Monday, June 02, 2025	\$2,575,000	9
Total	\$11,680,150	29	Total	\$11,787,249	36

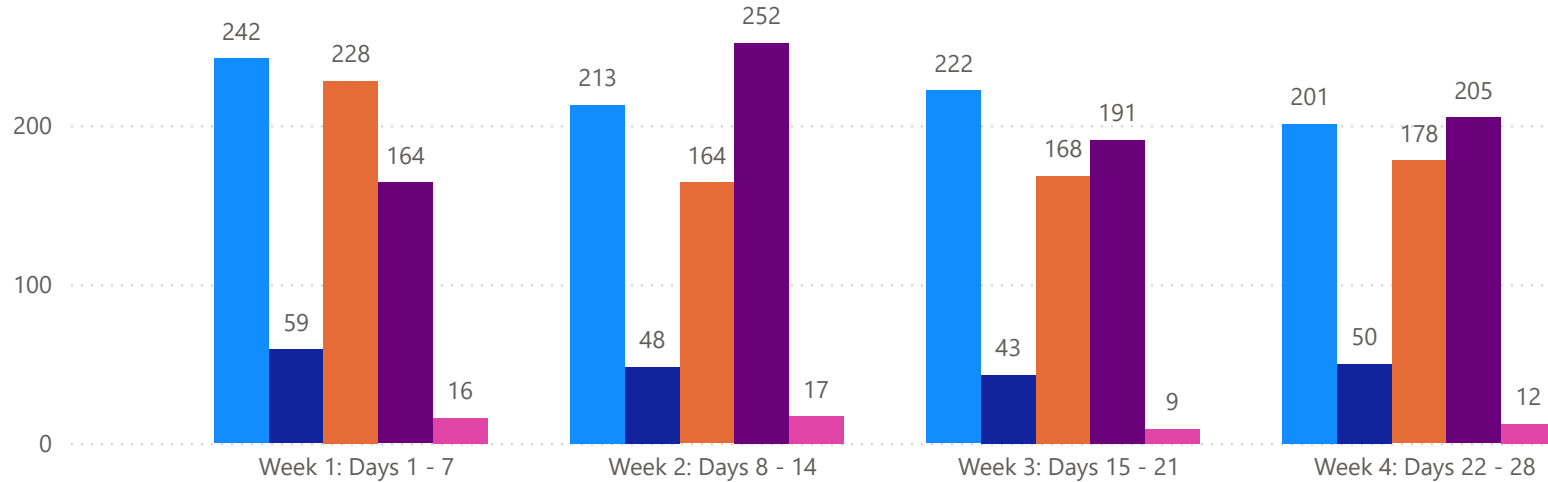


4 WEEK REAL ESTATE MARKET REPORT

SARASOTA COUNTY - SINGLE FAMILY HOME

6/7/2026

MLS Status ● Active ● Canceled ● Pending ● Sold ● Temporarily Off-Market



All data is current as of today, though some MLS statuses may have changed from prior days.

TOTALS

MLS Status	4 Week Total
Active	878
Canceled	200
Pending	738
Sold	812
Temporarily Off-Market	54

DAILY MARKET CHANGE

Category	Sum of Sarasota
Back on the Market	3
New Listings	11
Price Decrease	14
Price Increase	0

*Back on Market can be from these sources - Pending, Temp Off Market, Cancelled and Expired Listing)

7 DAY SOLD COMPARISON

Closed Prior Year	Volume	Count	Closed Prior Year	Volume	Count
Saturday, June 06, 2026	\$170,000	1	Friday, June 06, 2025	\$23,648,113	40
Friday, June 05, 2026	\$22,979,900	39	Thursday, June 05, 2025	\$13,323,775	19
Thursday, June 04, 2026	\$21,261,900	27	Wednesday, June 04, 2025	\$14,149,722	24
Wednesday, June 03, 2026	\$17,884,199	24	Tuesday, June 03, 2025	\$9,654,713	18
Tuesday, June 02, 2026	\$20,091,660	28	Monday, June 02, 2025	\$38,159,897	41
Monday, June 01, 2026	\$30,261,025	45	Sunday, June 01, 2025	\$435,000	1
Total	\$112,648,684	164	Saturday, May 31, 2025	\$675,000	1
			Total	\$100,046,220	144

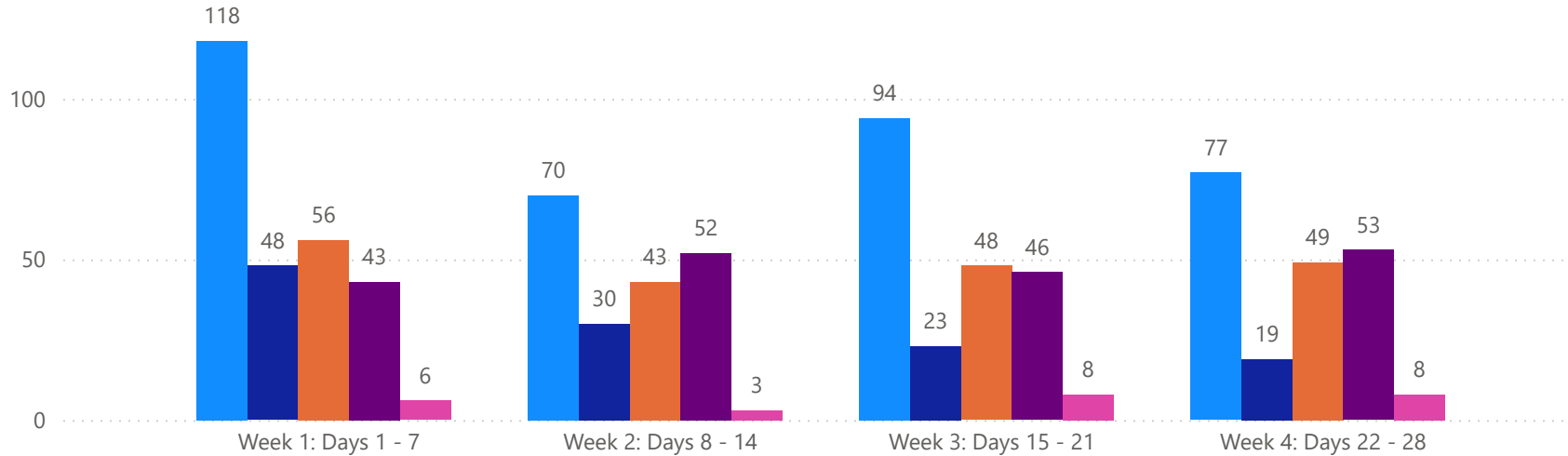


4 WEEK REAL ESTATE MARKET REPORT

SARASOTA COUNTY - CONDO

6/7/2026

MLSStatus ● Active ● Canceled ● Pending ● Sold ● Temporarily Off-Market



All data is current as of today, though some MLS statuses may have changed from prior days.

TOTALS

MLS Status	4 Week Total
Active	359
Canceled	120
Pending	196
Sold	194
Temporarily Off-Market	25

DAILY MARKET CHANGE

Category	Sum of Sarasota
Back on the Market	2
New Listings	1
Price Decrease	11
Price Increase	0

*Back on Market can be from these sources - Pending, Temp Off Market, Cancelled and Expired Listing)

7 DAY SOLD COMPARISON

Closed Prior Year	Volume	Count	Closed Prior Year	Volume	Count
Friday, June 05, 2026	\$7,881,741	9	Friday, June 06, 2025	\$5,607,000	14
Thursday, June 04, 2026	\$5,525,000	4	Thursday, June 05, 2025	\$3,242,500	6
Wednesday, June 03, 2026	\$4,420,000	9	Wednesday, June 04, 2025	\$1,215,500	4
Tuesday, June 02, 2026	\$5,489,500	9	Tuesday, June 03, 2025	\$8,864,000	7
Monday, June 01, 2026	\$8,142,200	12	Monday, June 02, 2025	\$2,828,500	7
Total	\$31,458,441	43	Sunday, June 01, 2025	\$240,000	1
			Total	\$21,997,500	39

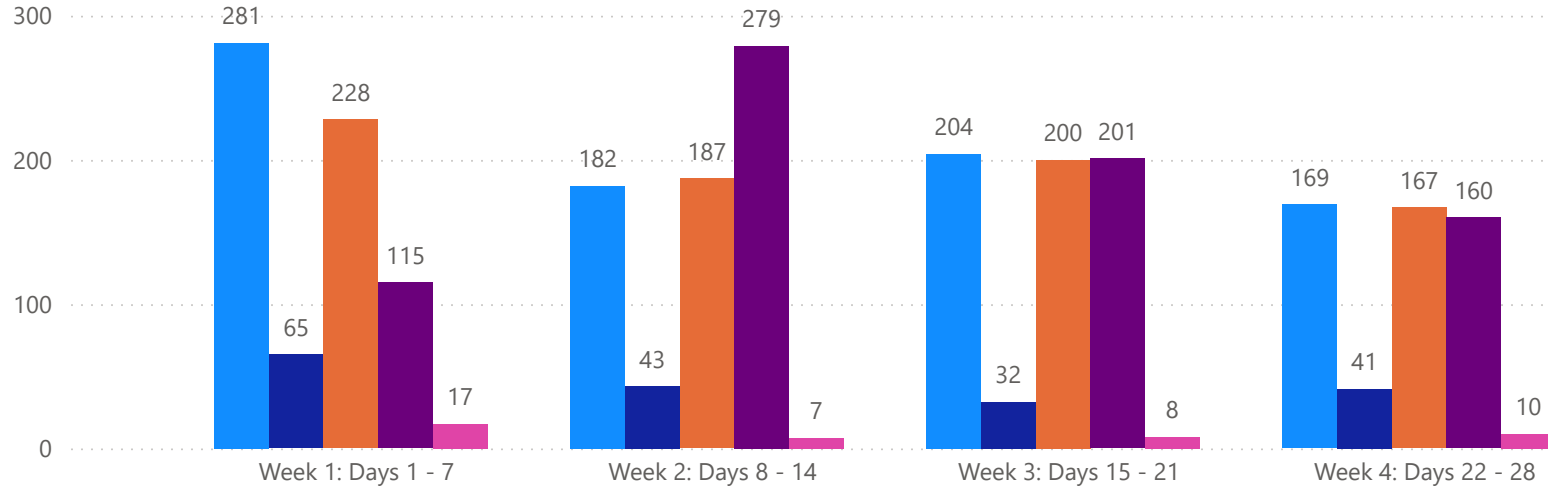


4 WEEK REAL ESTATE MARKET REPORT

MANATEE COUNTY - SINGLE FAMILY HOME

6/7/2026

MLS Status ● Active ● Canceled ● Pending ● Sold ● Temporarily Off-Market



All data is current as of today, though some MLS statuses may have changed from prior days.

TOTALS

MLS Status	4 Week Total
Active	836
Canceled	181
Pending	782
Sold	755
Temporarily Off-Market	42

DAILY MARKET CHANGE

Category	Sum of Manatee
Back on the Market	1
New Listings	7
Price Decrease	20
Price Increase	1

*Back on Market can be from these sources - Pending, Temp Off Market, Cancelled and Expired Listing)

7 DAY SOLD COMPARISON

Closed Prior Year	Volume	Count	Closed Prior Year	Volume	Count
Friday, June 05, 2026	\$11,737,559	14	Friday, June 06, 2025	\$17,764,500	35
Thursday, June 04, 2026	\$12,467,396	19	Thursday, June 05, 2025	\$7,186,270	13
Wednesday, June 03, 2026	\$17,175,732	18	Wednesday, June 04, 2025	\$18,347,467	13
Tuesday, June 02, 2026	\$20,196,835	25	Tuesday, June 03, 2025	\$16,844,775	25
Monday, June 01, 2026	\$26,767,601	39	Monday, June 02, 2025	\$22,919,962	37
Total	\$88,345,123	115	Sunday, June 01, 2025	\$1,363,787	2
			Saturday, May 31, 2025	\$3,222,999	6
			Total	\$87,649,760	131

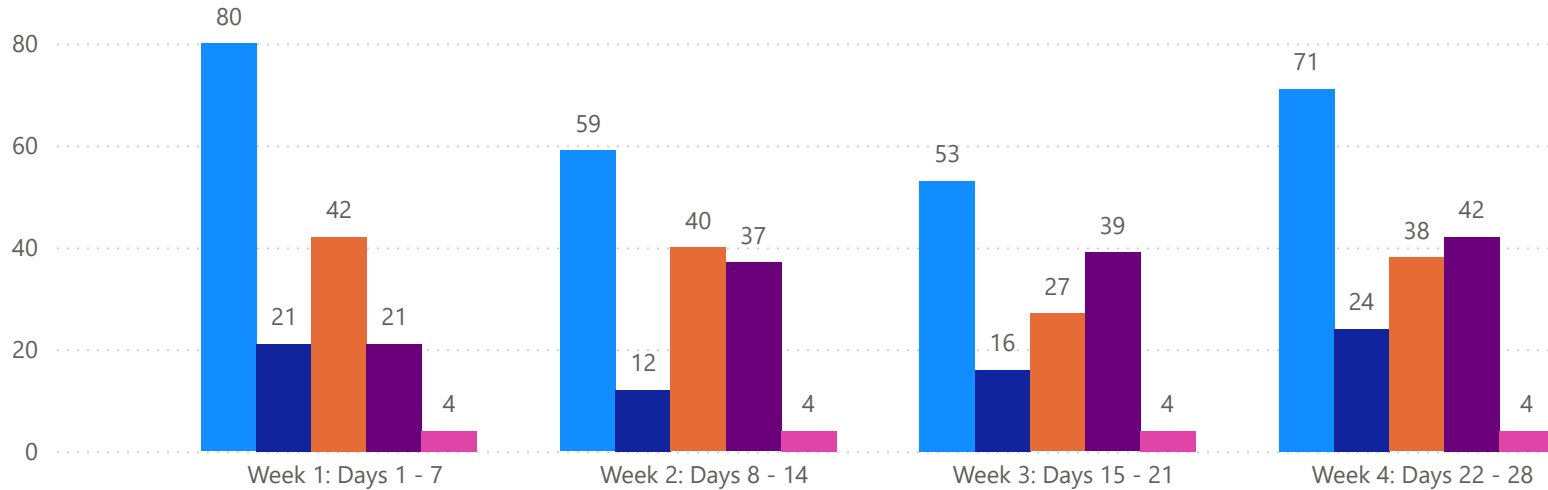


4 WEEK REAL ESTATE MARKET REPORT

MANATEE COUNTY - CONDO

6/7/2026

MLSStatus ● Active ● Canceled ● Pending ● Sold ● Temporarily Off-Market



TOTALS

MLS Status	4 Week Total
Active	263
Canceled	73
Pending	147
Sold	139
Temporarily Off-Market	16

DAILY MARKET CHANGE

Category	Sum of Manatee
Back on the Market	0
New Listings	2
Price Decrease	3
Price Increase	0

*Back on Market can be from these sources - Pending, Temp Off Market, Cancelled and Expired Listing)

7 DAY SOLD COMPARISON

Closed Prior Year	Volume	Count
Friday, June 05, 2026	\$1,100,000	4
Thursday, June 04, 2026	\$1,111,500	5
Wednesday, June 03, 2026	\$1,147,400	3
Tuesday, June 02, 2026	\$1,032,000	2
Monday, June 01, 2026	\$3,135,000	7
Total	\$7,525,900	21

Closed Prior Year	Volume	Count
Friday, June 06, 2025	\$1,900,500	7
Thursday, June 05, 2025	\$1,555,000	5
Wednesday, June 04, 2025	\$776,500	3
Tuesday, June 03, 2025	\$1,690,000	5
Monday, June 02, 2025	\$2,080,000	4
Total	\$8,002,000	24

