

SUNCOAST TAMPA ASSOCIATION OF REALTORS®

4 WEEK REAL ESTATE MARKET REPORT

Monday, June 8, 2026

As of: Tuesday, June 9, 2026

- 1 Report Breakdown
- 2 Cumulative Tampa Bay Report - Single Family Home
- 3 Cumulative Tampa Bay Report - Condominium
- 4 Pinellas County - Single Family Home
- 5 Pinellas County - Condominium
- 6 Pasco County - Single Family Home
- 7 Pasco County - Condominium
- 8 Hillsborough County - Single Family Home
- 9 Hillsborough County - Condominium
- 10 Sarasota County - Single Family Home
- 11 Sarasota County - Condominium
- 12 Manatee County - Single Family Home
- 13 Manatee County - Condominium

4 WEEK REAL ESTATE MARKET REPORT

REPORT BREAKDOWN

Monday, June 8, 2026

as of: 6/9/2026

Day 1	Monday, June 8, 2026
Day 2	Sunday, June 7, 2026
Day 3	Saturday, June 6, 2026
Day 4	Friday, June 5, 2026
Day 5	Thursday, June 4, 2026
Day 6	Tuesday, June 9, 2026
Day 7	Monday, June 8, 2026
Day 8	Sunday, June 7, 2026
Day 9	Saturday, June 6, 2026
Day 10	Friday, June 5, 2026
Day 11	Thursday, June 4, 2026
Day 12	Wednesday, June 3, 2026
Day 13	Tuesday, June 2, 2026
Day 14	Monday, June 1, 2026
Day 15	Sunday, May 31, 2026
Day 16	Saturday, May 30, 2026
Day 17	Friday, May 29, 2026
Day 18	Thursday, May 28, 2026
Day 19	Wednesday, May 27, 2026
Day 20	Tuesday, May 26, 2026
Day 21	Monday, May 25, 2026
Day 22	Sunday, May 24, 2026
Day 23	Saturday, May 23, 2026
Day 24	Friday, May 22, 2026
Day 25	Thursday, May 21, 2026
Day 26	Wednesday, May 20, 2026
Day 27	Tuesday, May 19, 2026
Day 28	Monday, May 18, 2026

REPORT BREAKDOWN

GRAPH:

Active - Newly listed during the date range

Pending - Status changed to 'pending' during the date range

Sold - Closed during the date range

Canceled - Canceled during the date range

Temp off Market - Status changed to 'temp' off market' during the date range

The date ranges are not cumulative.

Day 1: Monday, June 8, 2026

Day 28: Monday, May 18, 2026

TOTALS:

4 Weeks: The summation of each date range (Day 1 - Day 28)

Market Changes

Day 1's New Listings, Price Increase, Price Decreases and Back on Market

Manatee County - Single Family Home

7 Day Sold Comparison

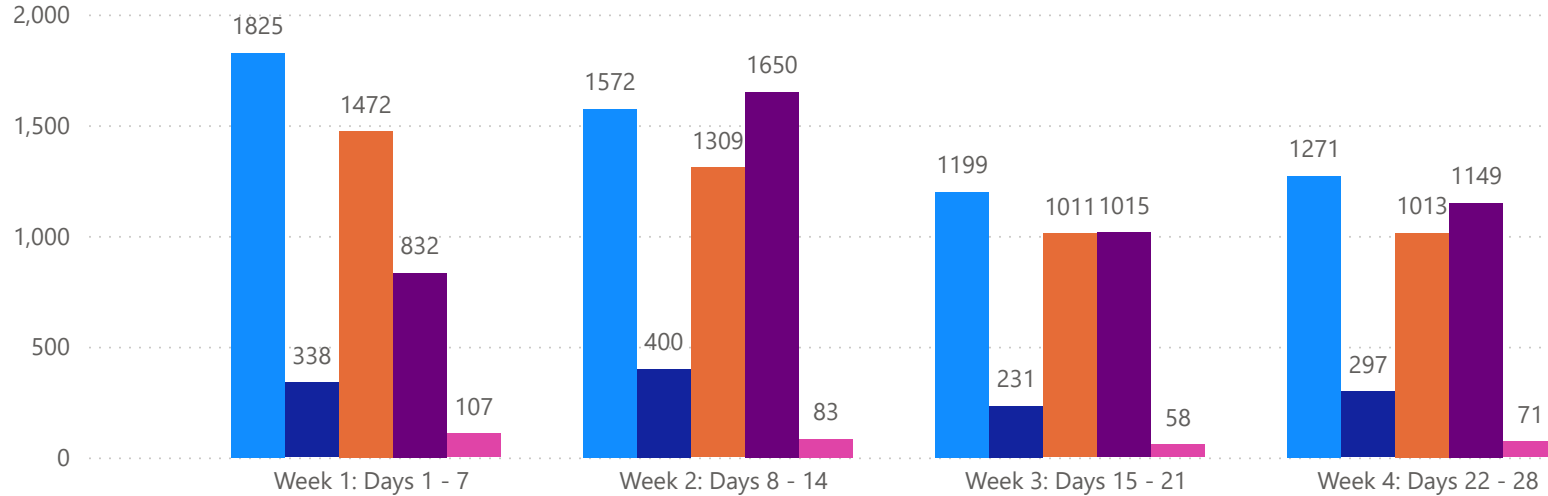
Compares the sold amount and volume in the last 7 days against the same timeframe in the prior year and days 8 - days 14.

4 WEEK REAL ESTATE MARKET REPORT

TAMPA BAY - SINGLE FAMILY HOME

6/8/2026

MLS Status ● Active ● Canceled ● Pending ● Sold ● Temporarily Off-Market



All data is current as of today, though some MLS statuses may have changed from prior days.

TOTALS

MLS Status	4 Week Total
Active	5867
Canceled	1266
Pending	4805
Sold	4646
Temporarily Off-Market	319

DAILY MARKET CHANGE

Category	Sum of Total
Back on the Market	22
New Listings	57
Price Decrease	108
Price Increase	8

*Back on Market can be from these sources - Pending, Temp Off Market, Cancelled and Expired Listing)

7 DAY SOLD COMPARISON

Closed Prior Year	Volume	Count
Monday, June 08, 2026	\$78,907,912	103
Saturday, June 06, 2026	\$2,056,970	5
Friday, June 05, 2026	\$139,181,420	252
Thursday, June 04, 2026	\$92,913,044	159
Wednesday, June 03, 2026	\$98,618,521	142
Tuesday, June 02, 2026	\$113,255,394	171
Total	\$524,933,261	832

Closed Prior Year	Volume	Count
Saturday, June 07, 2025	\$3,011,579	4
Friday, June 06, 2025	\$167,939,944	300
Thursday, June 05, 2025	\$79,788,732	153
Wednesday, June 04, 2025	\$90,008,076	159
Tuesday, June 03, 2025	\$77,508,272	146
Monday, June 02, 2025	\$160,129,741	258
Sunday, June 01, 2025	\$5,993,438	8
Total	\$584,379,782	1028

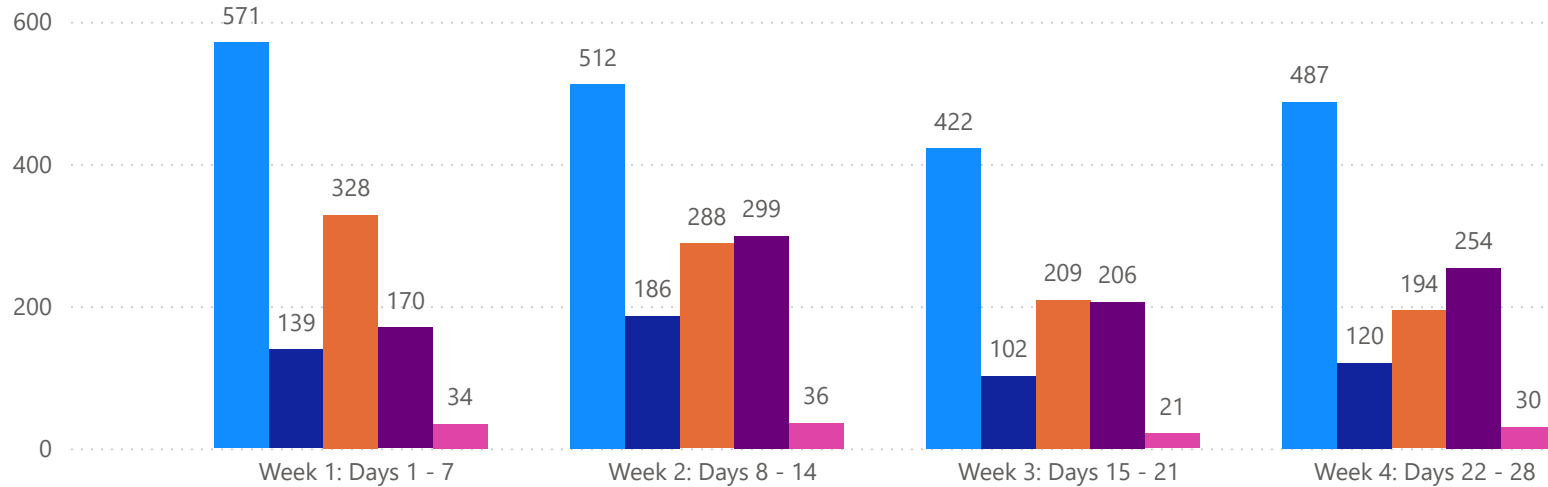


4 WEEK REAL ESTATE MARKET REPORT

TAMPA BAY - CONDO

6/8/2026

MLS Status ● Active ● Canceled ● Pending ● Sold ● Temporarily Off-Market



All data is current as of today, though some MLS statuses may have changed from prior days.

TOTALS


MLS Status	4 Week Total
Active	1992
Canceled	547
Pending	1019
Sold	929
Temporarily Off-Market	121

DAILY MARKET CHANGE

Category	Sum of Total	
Back on the Market	3	*Back on Market can be from these sources - Pending, Temp Off Market, Cancelled and Expired Listing)
New Listings	28	
Price Decrease	40	
Price Increase	1	

7 DAY SOLD COMPARISON

Closed Prior Year	Volume	Count	Closed Prior Year	Volume	Count
Monday, June 08, 2026	\$12,404,000	16	Saturday, June 07, 2025	\$2,270,000	4
Saturday, June 06, 2026	\$740,000	2	Friday, June 06, 2025	\$16,729,400	57
Friday, June 05, 2026	\$24,909,041	55	Thursday, June 05, 2025	\$13,761,500	35
Thursday, June 04, 2026	\$11,759,500	31	Wednesday, June 04, 2025	\$9,685,750	23
Wednesday, June 03, 2026	\$10,471,300	35	Tuesday, June 03, 2025	\$16,095,899	30
Tuesday, June 02, 2026	\$14,940,075	31	Monday, June 02, 2025	\$16,385,200	44
Total	\$75,223,916	170	Sunday, June 01, 2025	\$240,000	1
			Total	\$75,167,749	194

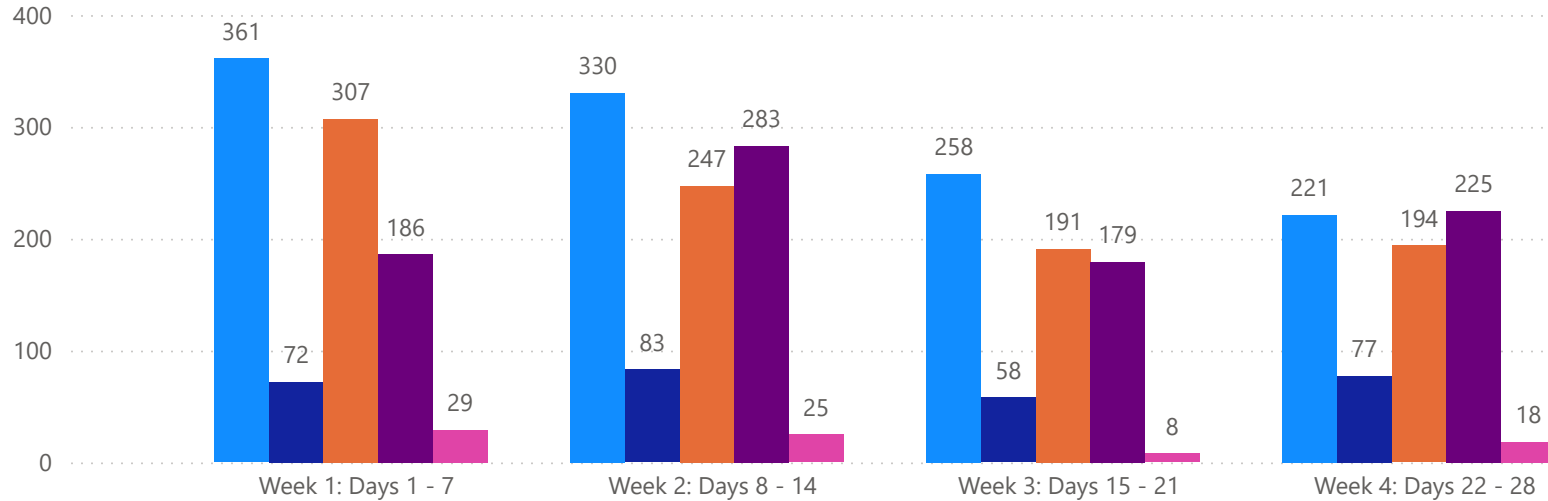


4 WEEK REAL ESTATE MARKET REPORT

PINELLAS COUNTY - SINGLE FAMILY HOME

6/8/2026

MLS Status ● Active ● Canceled ● Pending ● Sold ● Temporarily Off-Market



All data is current as of today, though some MLS statuses may have changed from prior days.

TOTALS

MLS Status	4 Week Total
Active	1170
Canceled	290
Pending	939
Sold	873
Temporarily Off-Market	80

DAILY MARKET CHANGE

Category	Sum of Pinellas
Back on the Market	10
New Listings	31
Price Decrease	70
Price Increase	0

*Back on Market can be from these sources - Pending, Temp Off Market, Cancelled and Expired Listing)

7 DAY SOLD COMPARISON

Closed Prior Year	Volume	Count	Closed Prior Year	Volume	Count
Monday, June 08, 2026	\$20,536,650	22	Friday, June 06, 2025	\$41,318,635	72
Friday, June 05, 2026	\$36,153,000	62	Thursday, June 05, 2025	\$14,777,844	24
Thursday, June 04, 2026	\$20,425,900	38	Wednesday, June 04, 2025	\$16,999,800	34
Wednesday, June 03, 2026	\$15,155,000	21	Tuesday, June 03, 2025	\$16,200,000	31
Tuesday, June 02, 2026	\$34,889,499	43	Monday, June 02, 2025	\$30,516,410	54
Total	\$127,160,049	186	Sunday, June 01, 2025	\$260,000	1
			Total	\$120,072,689	216

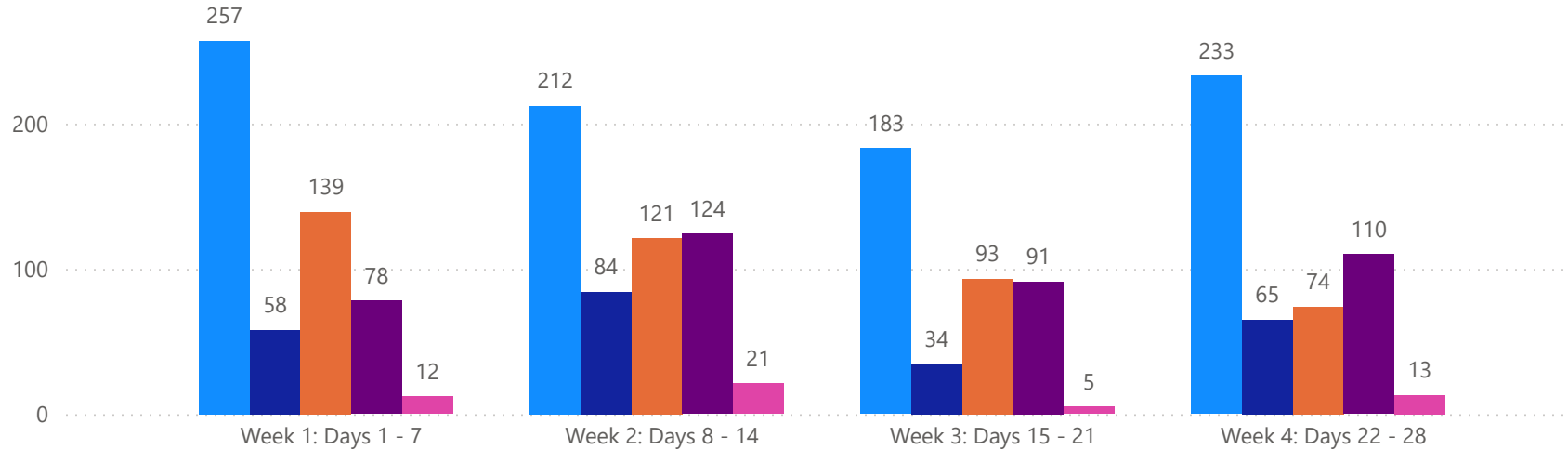


4 WEEK REAL ESTATE MARKET REPORT

PINELLAS COUNTY - CONDO

6/8/2026

MlsStatus ● Active ● Canceled ● Pending ● Sold ● Temporarily Off-Market



All data is current as of today, though some MLS statuses may have changed from prior days.

TOTALS

MLS Status	4 Week Total
Active	885
Canceled	241
Pending	427
Sold	403
Temporarily Off-Market	51

DAILY MARKET CHANGE

Category	Sum of Pinellas
Back on the Market	9
New Listings	21
Price Decrease	46
Price Increase	1

*Back on Market can be from these sources - Pending, Temp Off Market, Cancelled and Expired Listing)

7 DAY SOLD COMPARISON

Closed Prior Year	Volume	Count	Closed Prior Year	Volume	Count
Monday, June 08, 2026	\$3,402,000	7	Saturday, June 07, 2025	\$1,095,000	2
Saturday, June 06, 2026	\$740,000	2	Friday, June 06, 2025	\$6,493,400	26
Friday, June 05, 2026	\$6,125,800	27	Thursday, June 05, 2025	\$7,438,000	16
Thursday, June 04, 2026	\$3,430,500	14	Wednesday, June 04, 2025	\$3,453,500	8
Wednesday, June 03, 2026	\$3,118,000	13	Tuesday, June 03, 2025	\$4,087,900	12
Tuesday, June 02, 2026	\$6,397,525	15	Monday, June 02, 2025	\$8,325,700	19
Total	\$23,213,825	78	Total	\$30,893,500	83

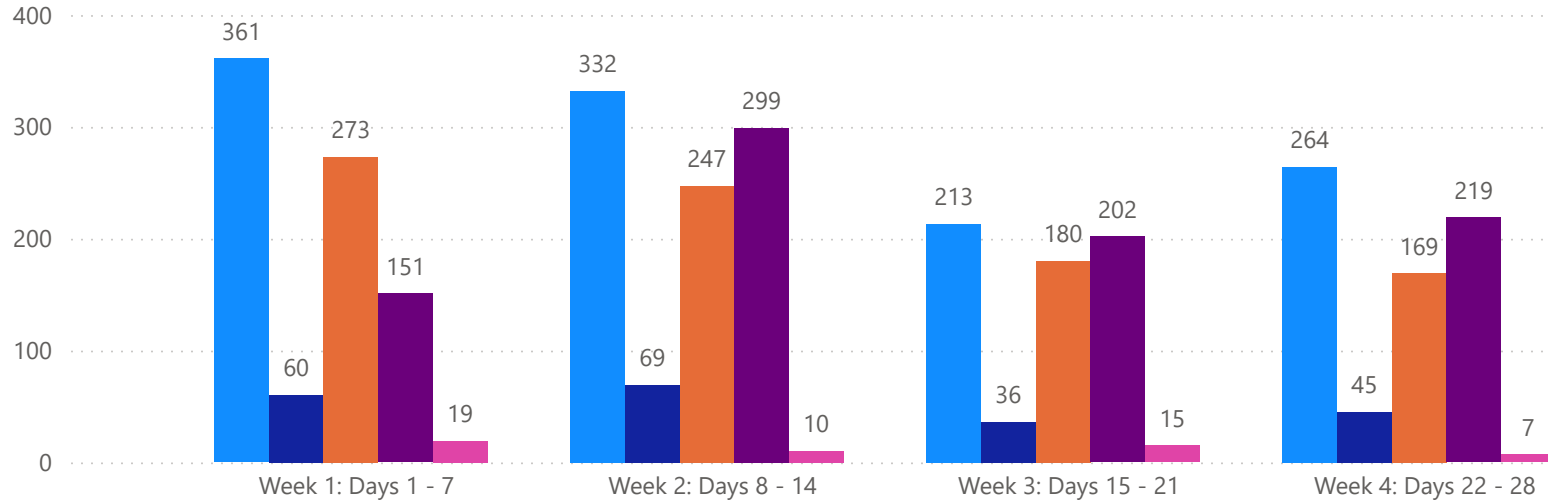


4 WEEK REAL ESTATE MARKET REPORT

PASCO COUNTY - SINGLE FAMILY HOME

6/8/2026

MLS Status ● Active ● Canceled ● Pending ● Sold ● Temporarily Off-Market



All data is current as of today, though some MLS statuses may have changed from prior days.

TOTALS

MLS Status	4 Week Total
Active	1170
Canceled	210
Pending	869
Sold	871
Temporarily Off-Market	51

DAILY MARKET CHANGE

Category	Sum of Pasco
Back on the Market	8
New Listings	28
Price Decrease	65
Price Increase	28

*Back on Market can be from these sources - Pending, Temp Off Market, Cancelled and Expired Listing)

7 DAY SOLD COMPARISON

Closed Prior Year	Volume	Count
Monday, June 08, 2026	\$7,387,990	17
Saturday, June 06, 2026	\$799,980	2
Friday, June 05, 2026	\$21,931,562	51
Thursday, June 04, 2026	\$10,823,199	24
Wednesday, June 03, 2026	\$13,091,264	30
Tuesday, June 02, 2026	\$11,631,870	27
Total	\$65,665,865	151

Closed Prior Year	Volume	Count
Saturday, June 07, 2025	\$351,879	1
Friday, June 06, 2025	\$22,581,971	53
Thursday, June 05, 2025	\$20,320,848	45
Wednesday, June 04, 2025	\$16,926,787	41
Tuesday, June 03, 2025	\$15,982,550	37
Monday, June 02, 2025	\$20,230,982	45
Sunday, June 01, 2025	\$1,313,056	1
Total	\$97,708,073	223

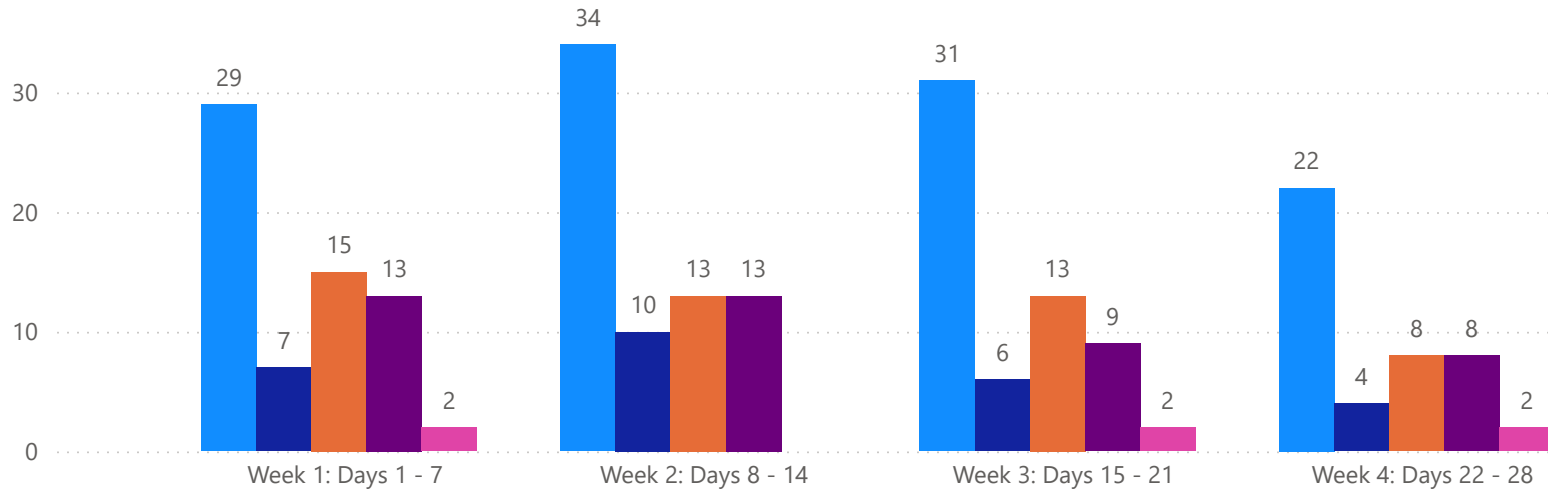


4 WEEK REAL ESTATE MARKET REPORT

PASCO COUNTY - CONDO

6/8/2026

MLS Status ● Active ● Canceled ● Pending ● Sold ● Temporarily Off-Market



All data is current as of today, though some MLS statuses may have changed from prior days.

TOTALS

MLS Status	4 Week Total
Active	116
Canceled	27
Pending	49
Sold	43
Temporarily Off-Market	6

DAILY MARKET CHANGE

Category	Sum of Pasco
Back on the Market	1
New Listings	2
Price Decrease	6
Price Increase	0

*Back on Market can be from these sources - Pending, Temp Off Market, Cancelled and Expired Listing)

7 DAY SOLD COMPARISON

Closed Prior Year	Volume	Count
Friday, June 05, 2026	\$145,000	2
Thursday, June 04, 2026	\$343,500	3
Wednesday, June 03, 2026	\$542,900	5
Tuesday, June 02, 2026	\$459,900	3
Total	\$1,491,300	13

Closed Prior Year	Volume	Count
Friday, June 06, 2025	\$192,500	1
Thursday, June 05, 2025	\$113,000	2
Wednesday, June 04, 2025	\$151,000	1
Tuesday, June 03, 2025	\$280,000	1
Monday, June 02, 2025	\$576,000	5
Total	\$1,312,500	10

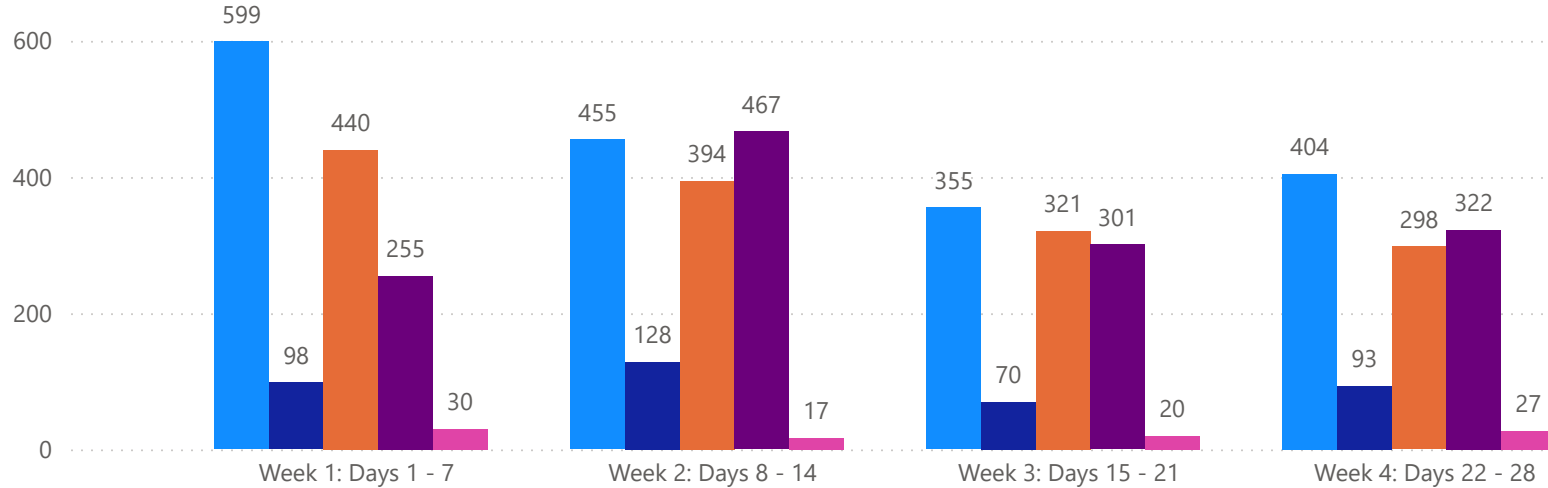


4 WEEK REAL ESTATE MARKET REPORT

HILLSBOROUGH COUNTY - SINGLE FAMILY HOME

6/8/2026

MLS Status ● Active ● Canceled ● Pending ● Sold ● Temporarily Off-Market



All data is current as of today, though some MLS statuses may have changed from prior days.

TOTALS

MLS Status	4 Week Total
Active	1813
Canceled	389
Pending	1453
Sold	1345
Temporarily Off-Market	94

DAILY MARKET CHANGE

Category	Sum of Hillsborough	*Back on Market can be from these sources - Pending, Temp Off Market, Cancelled and Expired Listing)
Back on the Market	20	
New Listings	55	
Price Decrease	104	
Price Increase	3	

7 DAY SOLD COMPARISON

Closed Prior Year	Volume	Count	Closed Prior Year	Volume	Count
Monday, June 08, 2026	\$26,234,682	35	Saturday, June 07, 2025	\$430,000	1
Saturday, June 06, 2026	\$1,086,990	2	Friday, June 06, 2025	\$62,626,725	100
Friday, June 05, 2026	\$40,949,980	72	Thursday, June 05, 2025	\$24,179,995	52
Thursday, June 04, 2026	\$27,509,899	50	Wednesday, June 04, 2025	\$23,584,300	47
Wednesday, June 03, 2026	\$34,598,200	48	Tuesday, June 03, 2025	\$18,826,234	35
Tuesday, June 02, 2026	\$26,445,530	48	Monday, June 02, 2025	\$48,302,490	81
Total	\$156,825,281	255	Sunday, June 01, 2025	\$2,621,595	3
			Total	\$180,571,339	319

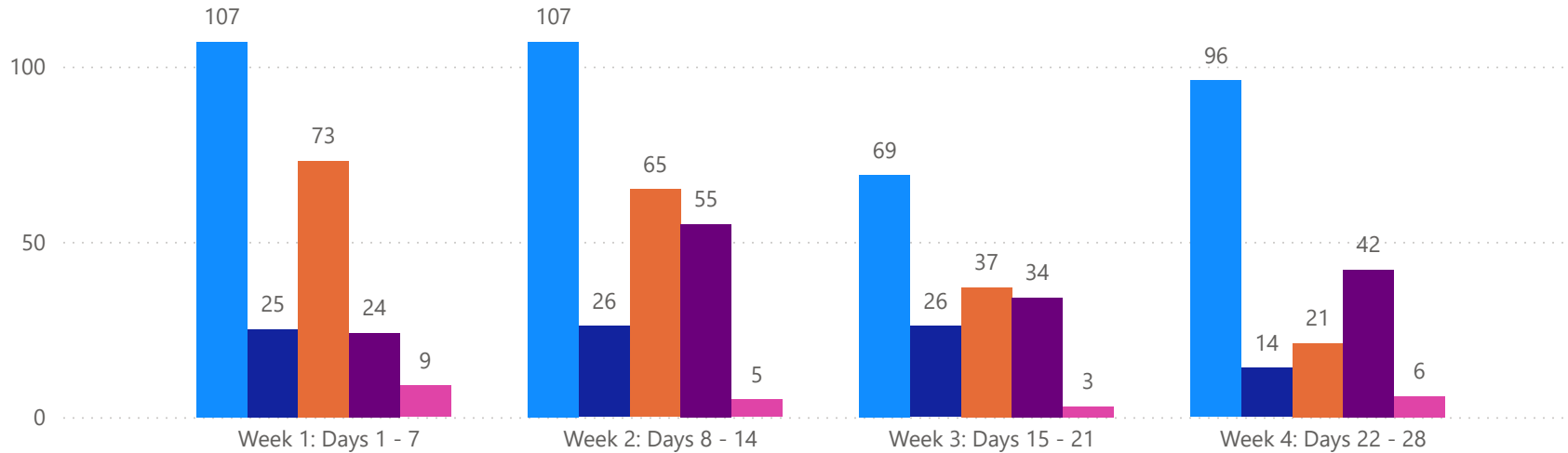


4 WEEK REAL ESTATE MARKET REPORT

HILLSBOROUGH COUNTY - CONDO

6/8/2026

MLS Status ● Active ● Canceled ● Pending ● Sold ● Temporarily Off-Market



All data is current as of today, though some MLS statuses may have changed from prior days.

TOTALS

MLS Status	4 Week Total
Active	379
Canceled	91
Pending	196
Sold	155
Temporarily Off-Market	23

DAILY MARKET CHANGE

Category	Sum of Hillsborough	*Back on Market can be from these sources - Pending, Temp Off Market, Cancelled and Expired Listing)
Back on the Market	1	
New Listings	8	
Price Decrease	23	
Price Increase	0	

7 DAY SOLD COMPARISON

Closed Prior Year	Volume	Count	Closed Prior Year	Volume	Count
Monday, June 08, 2026	\$497,000	2	Saturday, June 07, 2025	\$1,175,000	2
Friday, June 05, 2026	\$5,646,500	11	Friday, June 06, 2025	\$2,536,000	9
Thursday, June 04, 2026	\$1,144,000	4	Thursday, June 05, 2025	\$1,413,000	6
Wednesday, June 03, 2026	\$1,243,000	5	Wednesday, June 04, 2025	\$4,089,250	7
Tuesday, June 02, 2026	\$1,561,150	2	Tuesday, June 03, 2025	\$1,173,999	5
Total	\$10,091,650	24	Monday, June 02, 2025	\$2,575,000	9
			Total	\$12,962,249	38

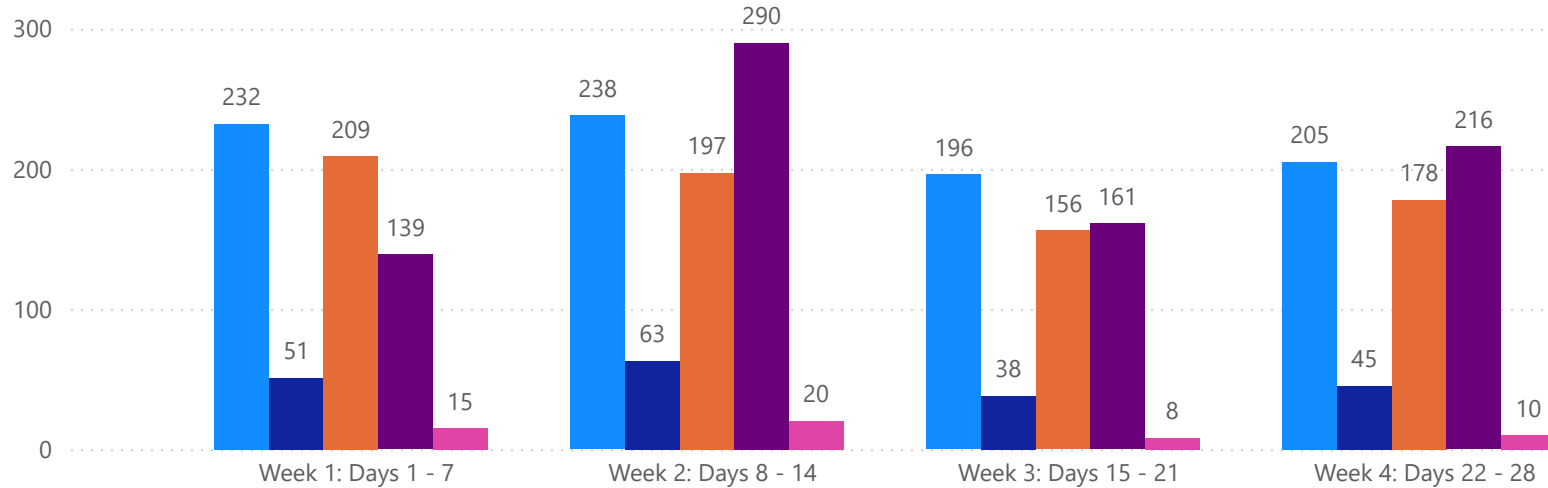


4 WEEK REAL ESTATE MARKET REPORT

SARASOTA COUNTY - SINGLE FAMILY HOME

6/8/2026

MLSStatus ● Active ● Canceled ● Pending ● Sold ● Temporarily Off-Market



All data is current as of today, though some MLS statuses may have changed from prior days.

TOTALS

MLS Status	4 Week Total
Active	871
Canceled	197
Pending	740
Sold	806
Temporarily Off-Market	53

DAILY MARKET CHANGE

Category	Sum of Sarasota
Back on the Market	8
New Listings	27
Price Decrease	47
Price Increase	3

*Back on Market can be from these sources - Pending, Temp Off Market, Cancelled and Expired Listing)

7 DAY SOLD COMPARISON

Closed Prior Year	Volume	Count
Monday, June 08, 2026	\$13,509,580	15
Saturday, June 06, 2026	\$170,000	1
Friday, June 05, 2026	\$24,827,899	44
Thursday, June 04, 2026	\$21,261,900	27
Wednesday, June 03, 2026	\$17,884,199	24
Tuesday, June 02, 2026	\$20,091,660	28
Total	\$97,745,238	139

Closed Prior Year	Volume	Count
Saturday, June 07, 2025	\$2,229,700	2
Friday, June 06, 2025	\$23,648,113	40
Thursday, June 05, 2025	\$13,323,775	19
Wednesday, June 04, 2025	\$14,149,722	24
Tuesday, June 03, 2025	\$9,654,713	18
Monday, June 02, 2025	\$38,159,897	41
Sunday, June 01, 2025	\$435,000	1
Total	\$101,600,920	145

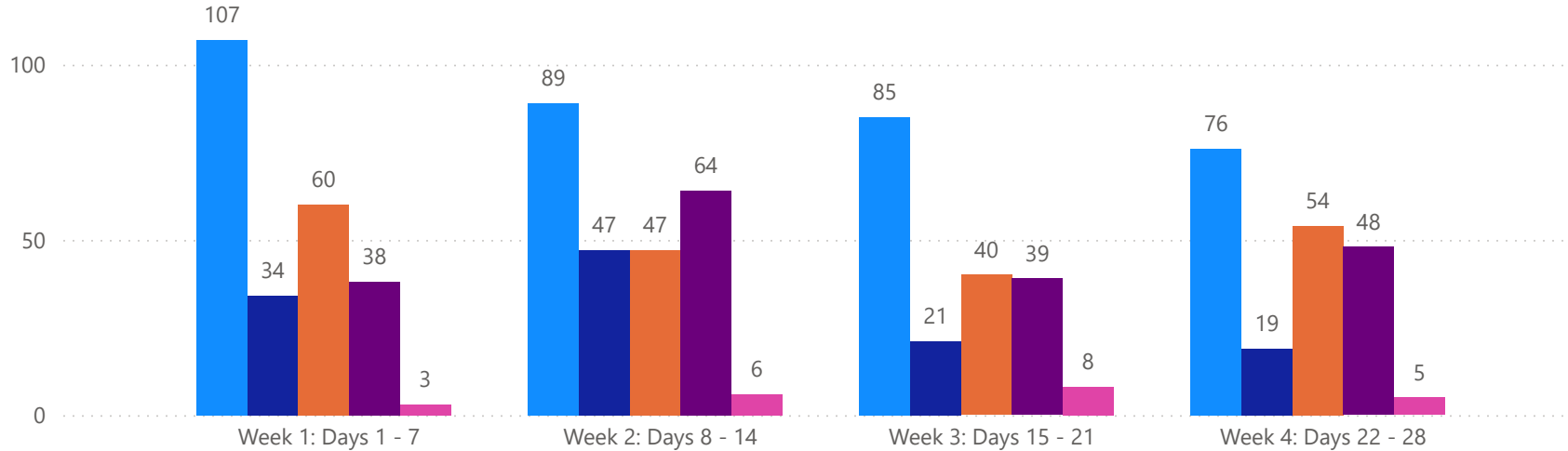


4 WEEK REAL ESTATE MARKET REPORT

SARASOTA COUNTY - CONDO

6/8/2026

MLS Status ● Active ● Canceled ● Pending ● Sold ● Temporarily Off-Market



All data is current as of today, though some MLS statuses may have changed from prior days.

TOTALS

MLS Status	4 Week Total
Active	357
Canceled	121
Pending	201
Sold	189
Temporarily Off-Market	22

DAILY MARKET CHANGE

Category	Sum of Sarasota
Back on the Market	1
New Listings	8
Price Decrease	17
Price Increase	0

*Back on Market can be from these sources - Pending, Temp Off Market, Cancelled and Expired Listing)

7 DAY SOLD COMPARISON

Closed Prior Year	Volume	Count
Monday, June 08, 2026	\$7,310,000	5
Friday, June 05, 2026	\$11,891,741	11
Thursday, June 04, 2026	\$5,525,000	4
Wednesday, June 03, 2026	\$4,420,000	9
Tuesday, June 02, 2026	\$5,489,500	9
Total	\$34,636,241	38

Closed Prior Year	Volume	Count
Friday, June 06, 2025	\$5,607,000	14
Thursday, June 05, 2025	\$3,242,500	6
Wednesday, June 04, 2025	\$1,215,500	4
Tuesday, June 03, 2025	\$8,864,000	7
Monday, June 02, 2025	\$2,828,500	7
Sunday, June 01, 2025	\$240,000	1
Total	\$21,997,500	39

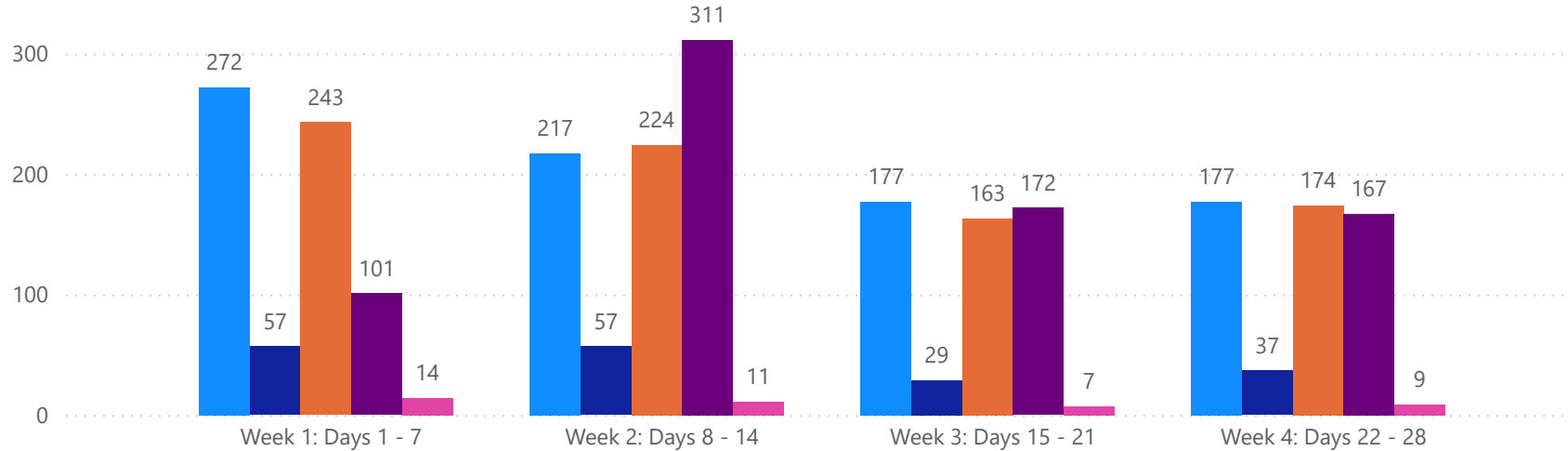


4 WEEK REAL ESTATE MARKET REPORT

MANATEE COUNTY - SINGLE FAMILY HOME

6/8/2026

MlsStatus ● Active ● Canceled ● Pending ● Sold ● Temporarily Off-Market



All data is current as of today, though some MLS statuses may have changed from prior days.

TOTALS

MLS Status	4 Week Total
Active	843
Canceled	180
Pending	804
Sold	751
Temporarily Off-Market	41

DAILY MARKET CHANGE

Category	Sum of Manatee
Back on the Market	13
New Listings	34
Price Decrease	51
Price Increase	29

*Back on Market can be from these sources - Pending, Temp Off Market, Cancelled and Expired Listing)

7 DAY SOLD COMPARISON

Closed Prior Year	Volume	Count	Closed Prior Year	Volume	Count
Monday, June 08, 2026	\$11,239,010	14	Friday, June 06, 2025	\$17,764,500	35
Friday, June 05, 2026	\$15,318,979	23	Thursday, June 05, 2025	\$7,186,270	13
Thursday, June 04, 2026	\$12,892,146	20	Wednesday, June 04, 2025	\$18,347,467	13
Wednesday, June 03, 2026	\$17,889,858	19	Tuesday, June 03, 2025	\$16,844,775	25
Tuesday, June 02, 2026	\$20,196,835	25	Monday, June 02, 2025	\$22,919,962	37
Total	\$77,536,828	101	Sunday, June 01, 2025	\$1,363,787	2
			Total	\$84,426,761	125

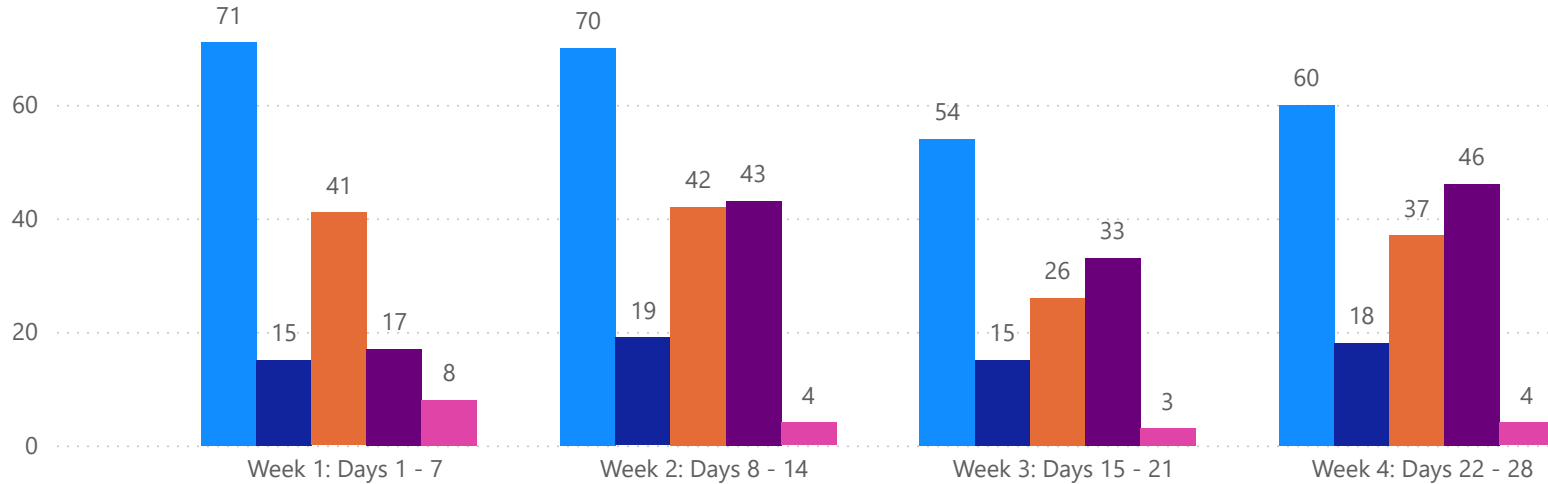


4 WEEK REAL ESTATE MARKET REPORT

MANATEE COUNTY - CONDO

6/8/2026

MLS Status ● Active ● Canceled ● Pending ● Sold ● Temporarily Off-Market



TOTALS

MLS Status	4 Week Total
Active	255
Canceled	67
Pending	146
Sold	139
Temporarily Off-Market	19

DAILY MARKET CHANGE

Category	Sum of Manatee
Back on the Market	2
New Listings	5
Price Decrease	15
Price Increase	0

*Back on Market can be from these sources - Pending, Temp Off Market, Cancelled and Expired Listing)

7 DAY SOLD COMPARISON

Closed Prior Year	Volume	Count
Monday, June 08, 2026	\$1,195,000	2
Friday, June 05, 2026	\$1,100,000	4
Thursday, June 04, 2026	\$1,316,500	6
Wednesday, June 03, 2026	\$1,147,400	3
Tuesday, June 02, 2026	\$1,032,000	2
Total	\$5,790,900	17

Closed Prior Year	Volume	Count
Friday, June 06, 2025	\$1,900,500	7
Thursday, June 05, 2025	\$1,555,000	5
Wednesday, June 04, 2025	\$776,500	3
Tuesday, June 03, 2025	\$1,690,000	5
Monday, June 02, 2025	\$2,080,000	4
Total	\$8,002,000	24

