

SUNCOAST TAMPA ASSOCIATION OF REALTORS®

4 WEEK REAL ESTATE MARKET REPORT

Tuesday, June 9, 2026

As of: Wednesday, June 10, 2026

- 1 Report Breakdown
- 2 Cumulative Tampa Bay Report - Single Family Home
- 3 Cumulative Tampa Bay Report - Condominium
- 4 Pinellas County - Single Family Home
- 5 Pinellas County - Condominium
- 6 Pasco County - Single Family Home
- 7 Pasco County - Condominium
- 8 Hillsborough County - Single Family Home
- 9 Hillsborough County - Condominium
- 10 Sarasota County - Single Family Home
- 11 Sarasota County - Condominium
- 12 Manatee County - Single Family Home
- 13 Manatee County - Condominium

4 WEEK REAL ESTATE MARKET REPORT

REPORT BREAKDOWN

Tuesday, June 9, 2026

as of: 6/10/2026

Day 1	Tuesday, June 9, 2026
Day 2	Monday, June 8, 2026
Day 3	Sunday, June 7, 2026
Day 4	Saturday, June 6, 2026
Day 5	Friday, June 5, 2026
Day 6	Wednesday, June 10, 2026
Day 7	Tuesday, June 9, 2026
Day 8	Monday, June 8, 2026
Day 9	Sunday, June 7, 2026
Day 10	Saturday, June 6, 2026
Day 11	Friday, June 5, 2026
Day 12	Thursday, June 4, 2026
Day 13	Wednesday, June 3, 2026
Day 14	Tuesday, June 2, 2026
Day 15	Monday, June 1, 2026
Day 16	Sunday, May 31, 2026
Day 17	Saturday, May 30, 2026
Day 18	Friday, May 29, 2026
Day 19	Thursday, May 28, 2026
Day 20	Wednesday, May 27, 2026
Day 21	Tuesday, May 26, 2026
Day 22	Monday, May 25, 2026
Day 23	Sunday, May 24, 2026
Day 24	Saturday, May 23, 2026
Day 25	Friday, May 22, 2026
Day 26	Thursday, May 21, 2026
Day 27	Wednesday, May 20, 2026
Day 28	Tuesday, May 19, 2026

REPORT BREAKDOWN

GRAPH:

Active - Newly listed during the date range
 Pending - Status changed to 'pending' during the date range
 Sold - Closed during the date range
 Canceled - Canceled during the date range
 Temp off Market - Status changed to 'temp' off market' during the date range

The date ranges are not cumulative.
 Day 1: Tuesday, June 9, 2026
 Day 28: Tuesday, May 19, 2026

TOTALS:

4 Weeks: The summation of each date range (Day 1 - Day 28)

Market Changes

Day 1's New Listings, Price Increase, Price Decreases and Back on Market
 Manatee County - Single Family Home

7 Day Sold Comparison

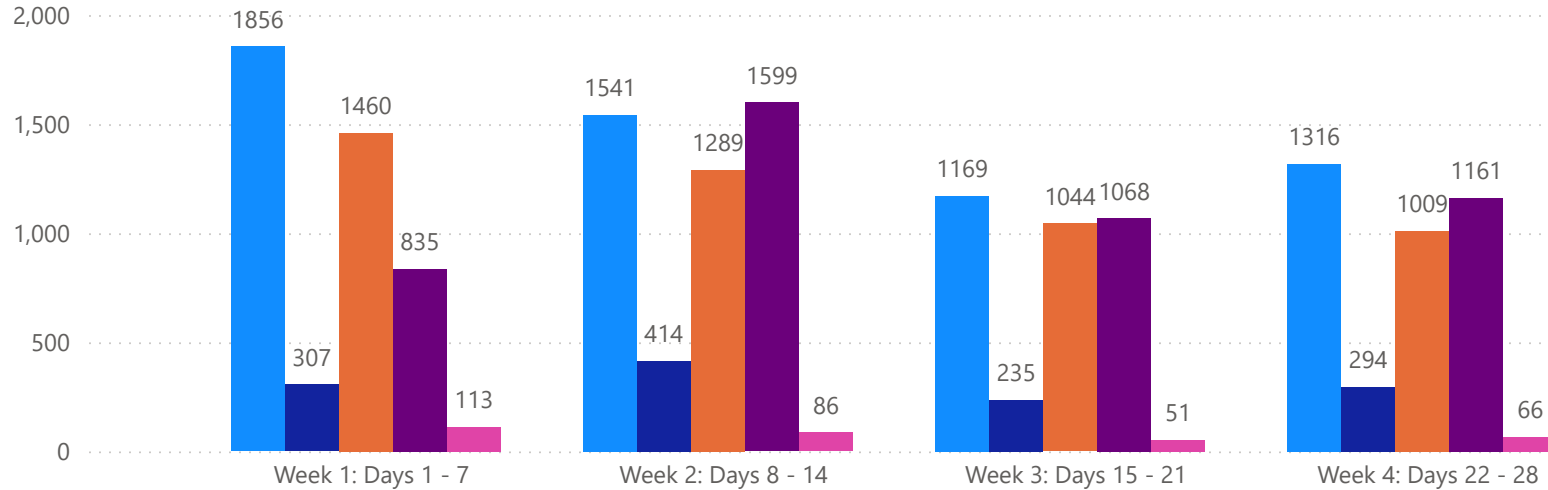
Compares the sold amount and volume in the last 7 days against the same timeframe in the prior year and days 8 - days 14.

4 WEEK REAL ESTATE MARKET REPORT

TAMPA BAY - SINGLE FAMILY HOME

6/9/2026

MLS Status ● Active ● Canceled ● Pending ● Sold ● Temporarily Off-Market



All data is current as of today, though some MLS statuses may have changed from prior days.

TOTALS

MLS Status	4 Week Total
Active	5882
Canceled	1250
Pending	4802
Sold	4663
Temporarily Off-Market	316

DAILY MARKET CHANGE

Category	Sum of Total
Back on the Market	22
New Listings	57
Price Decrease	108
Price Increase	8

*Back on Market can be from these sources - Pending, Temp Off Market, Cancelled and Expired Listing)

7 DAY SOLD COMPARISON

Closed Prior Year	Volume	Count
Tuesday, June 09, 2026	\$48,908,760	70
Monday, June 08, 2026	\$116,555,535	158
Saturday, June 06, 2026	\$2,406,970	6
Friday, June 05, 2026	\$159,302,931	297
Thursday, June 04, 2026	\$94,338,324	161
Wednesday, June 03, 2026	\$99,031,649	143
Total	\$520,544,169	835

Closed Prior Year	Volume	Count
Sunday, June 08, 2025	\$567,000	2
Saturday, June 07, 2025	\$3,011,579	4
Friday, June 06, 2025	\$167,939,944	300
Thursday, June 05, 2025	\$79,788,732	153
Wednesday, June 04, 2025	\$90,008,076	159
Tuesday, June 03, 2025	\$77,508,272	146
Monday, June 02, 2025	\$160,129,741	258
Total	\$578,953,344	1022

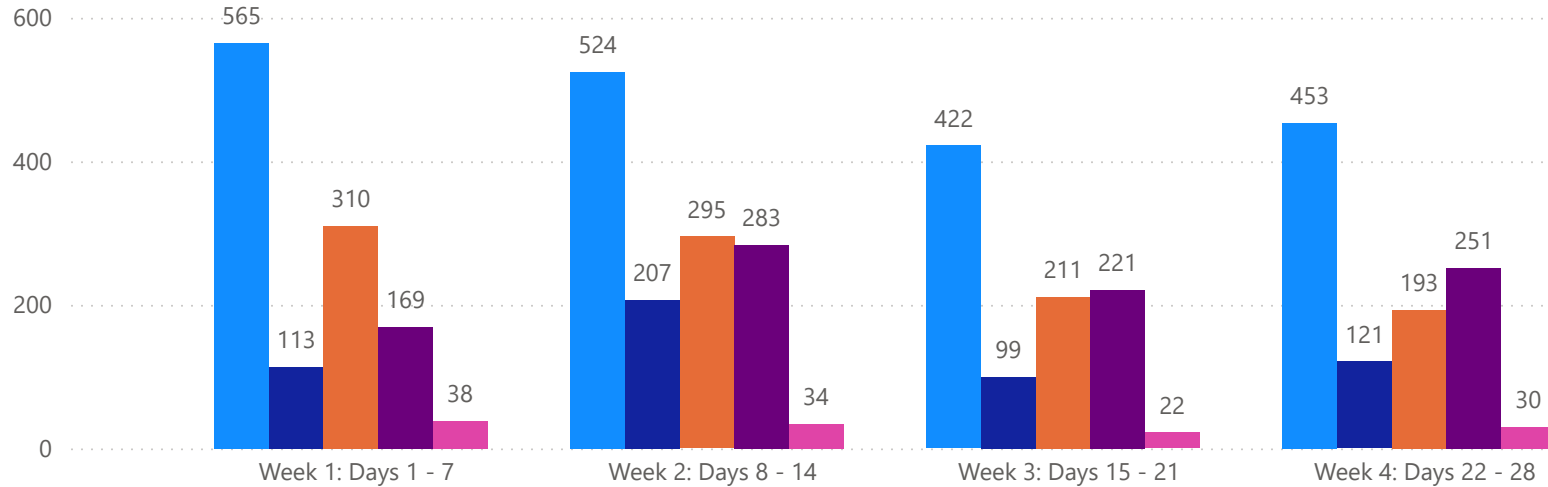


4 WEEK REAL ESTATE MARKET REPORT

TAMPA BAY - CONDO

6/9/2026

MLSStatus ● Active ● Canceled ● Pending ● Sold ● Temporarily Off-Market



All data is current as of today, though some MLS statuses may have changed from prior days.

TOTALS

MLS Status	4 Week Total
Active	1964
Canceled	540
Pending	1009
Sold	924
Temporarily Off-Market	124

DAILY MARKET CHANGE

Category	Sum of Total
Back on the Market	3
New Listings	28
Price Decrease	40
Price Increase	1

*Back on Market can be from these sources - Pending, Temp Off Market, Cancelled and Expired Listing)

7 DAY SOLD COMPARISON

Closed Prior Year	Volume	Count
Tuesday, June 09, 2026	\$4,956,800	18
Monday, June 08, 2026	\$13,898,470	21
Saturday, June 06, 2026	\$740,000	2
Friday, June 05, 2026	\$27,347,241	62
Thursday, June 04, 2026	\$11,759,500	31
Wednesday, June 03, 2026	\$10,471,300	35
Total	\$69,173,311	169

Closed Prior Year	Volume	Count
Sunday, June 08, 2025	\$190,000	1
Saturday, June 07, 2025	\$2,270,000	4
Friday, June 06, 2025	\$16,729,400	57
Thursday, June 05, 2025	\$13,761,500	35
Wednesday, June 04, 2025	\$9,685,750	23
Tuesday, June 03, 2025	\$16,095,899	30
Monday, June 02, 2025	\$16,385,200	44
Total	\$75,117,749	194

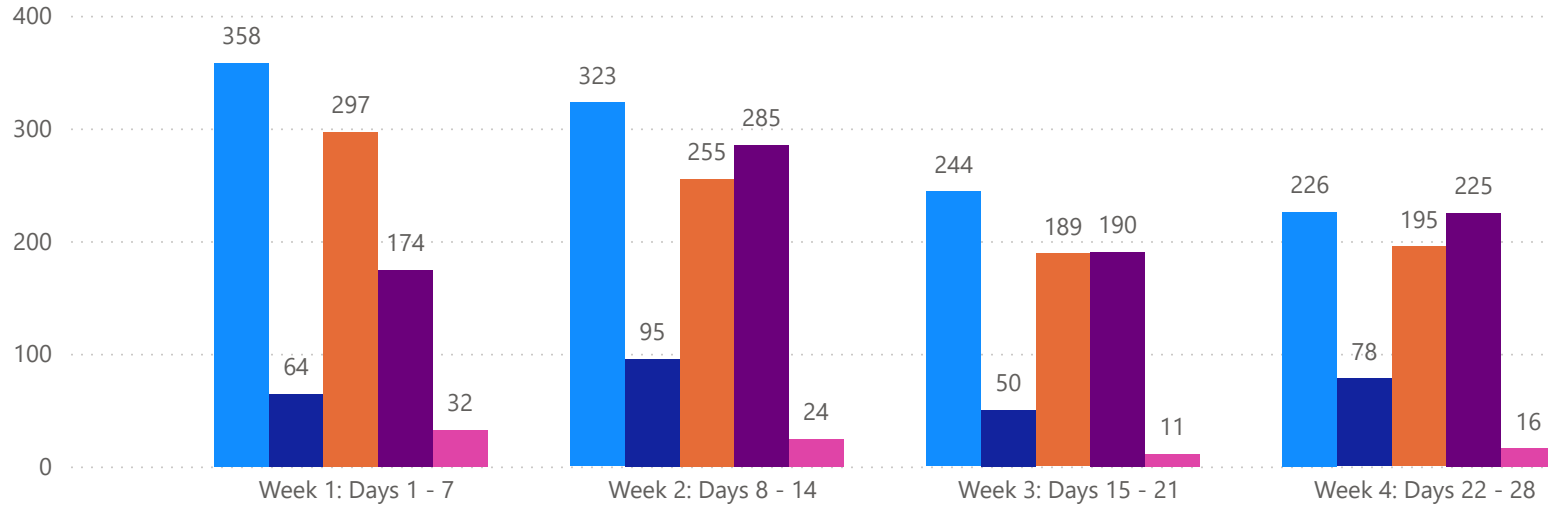


4 WEEK REAL ESTATE MARKET REPORT

PINELLAS COUNTY - SINGLE FAMILY HOME

6/9/2026

MLS Status ● Active ● Canceled ● Pending ● Sold ● Temporarily Off-Market



All data is current as of today, though some MLS statuses may have changed from prior days.

TOTALS

MLS Status	4 Week Total
Active	1151
Canceled	287
Pending	936
Sold	874
Temporarily Off-Market	83

DAILY MARKET CHANGE

Category	Sum of Pinellas
Back on the Market	16
New Listings	29
Price Decrease	35
Price Increase	2

*Back on Market can be from these sources - Pending, Temp Off Market, Cancelled and Expired Listing)

7 DAY SOLD COMPARISON

Closed Prior Year	Volume	Count	Closed Prior Year	Volume	Count
Tuesday, June 09, 2026	\$12,590,660	13	Friday, June 06, 2025	\$41,318,635	72
Monday, June 08, 2026	\$26,912,550	35	Thursday, June 05, 2025	\$14,777,844	24
Friday, June 05, 2026	\$39,156,900	67	Wednesday, June 04, 2025	\$16,999,800	34
Thursday, June 04, 2026	\$20,425,900	38	Tuesday, June 03, 2025	\$16,200,000	31
Wednesday, June 03, 2026	\$15,155,000	21	Monday, June 02, 2025	\$30,516,410	54
Total	\$114,241,010	174	Total	\$119,812,689	215

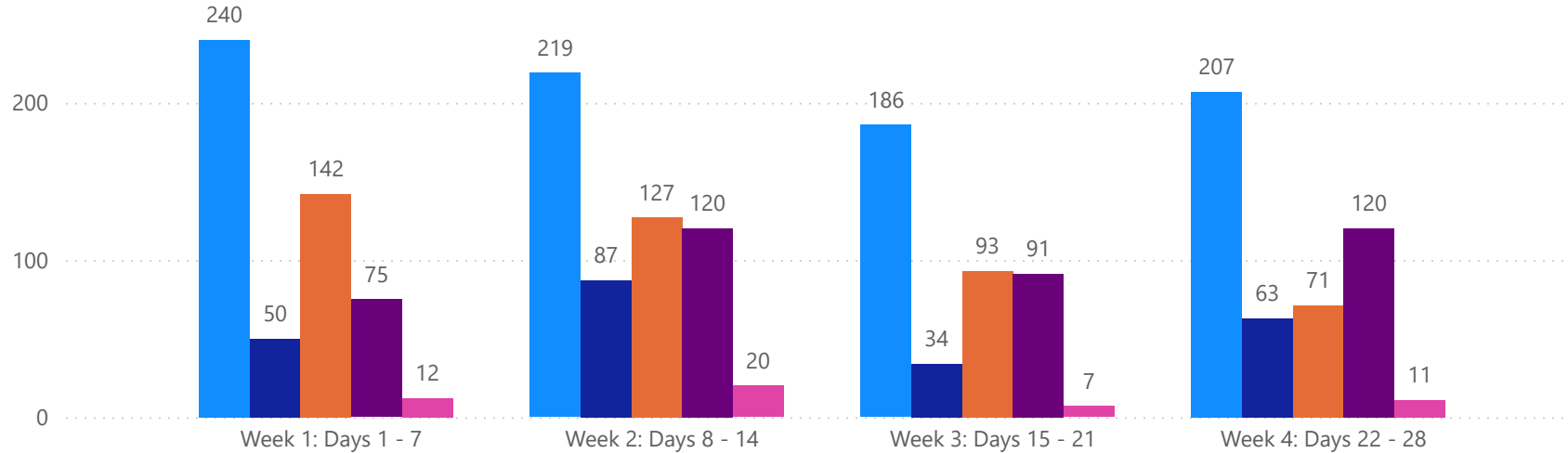


4 WEEK REAL ESTATE MARKET REPORT

PINELLAS COUNTY - CONDO

6/9/2026

MLS Status ● Active ● Canceled ● Pending ● Sold ● Temporarily Off-Market



All data is current as of today, though some MLS statuses may have changed from prior days.

TOTALS

MLS Status	4 Week Total
Active	852
Canceled	234
Pending	433
Sold	406
Temporarily Off-Market	50

DAILY MARKET CHANGE

Category	Sum of Pinellas
Back on the Market	6
New Listings	13
Price Decrease	53
Price Increase	3

*Back on Market can be from these sources - Pending, Temp Off Market, Cancelled and Expired Listing)

7 DAY SOLD COMPARISON

Closed Prior Year	Volume	Count	Closed Prior Year	Volume	Count
Tuesday, June 09, 2026	\$992,400	6	Saturday, June 07, 2025	\$1,095,000	2
Monday, June 08, 2026	\$3,402,000	7	Friday, June 06, 2025	\$6,493,400	26
Saturday, June 06, 2026	\$740,000	2	Thursday, June 05, 2025	\$7,438,000	16
Friday, June 05, 2026	\$7,864,000	33	Wednesday, June 04, 2025	\$3,453,500	8
Thursday, June 04, 2026	\$3,430,500	14	Tuesday, June 03, 2025	\$4,087,900	12
Wednesday, June 03, 2026	\$3,118,000	13	Monday, June 02, 2025	\$8,325,700	19
Total	\$19,546,900	75	Total	\$30,893,500	83

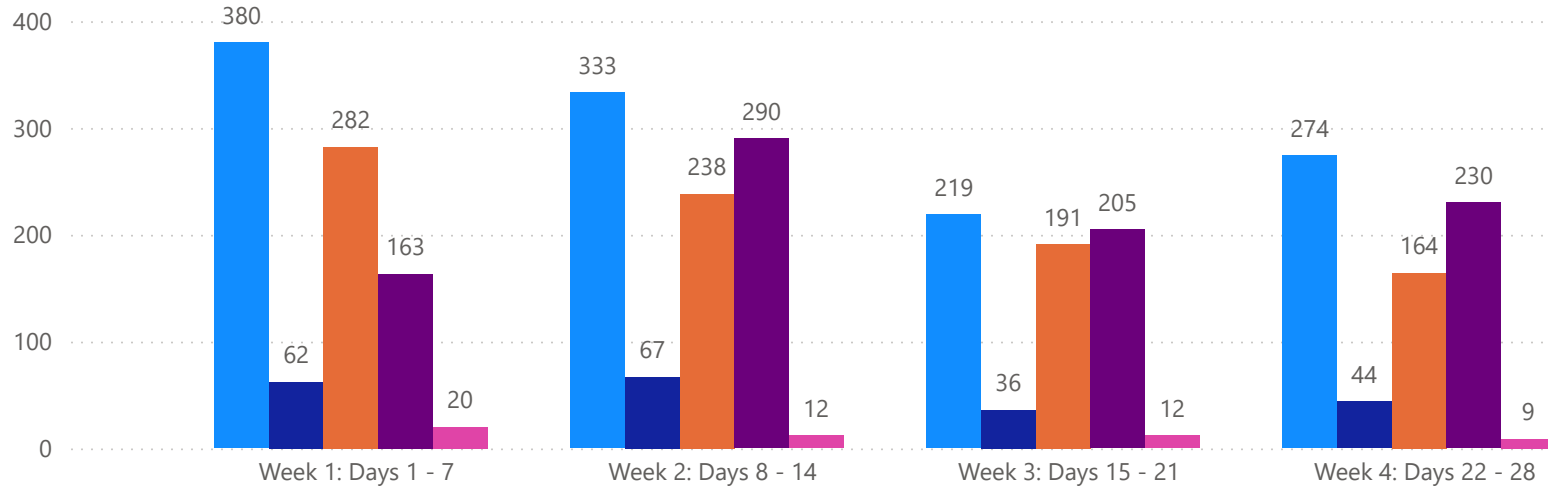


4 WEEK REAL ESTATE MARKET REPORT

PASCO COUNTY - SINGLE FAMILY HOME

6/9/2026

MLS Status ● Active ● Canceled ● Pending ● Sold ● Temporarily Off-Market



All data is current as of today, though some MLS statuses may have changed from prior days.

TOTALS

MLS Status	4 Week Total
Active	1206
Canceled	209
Pending	875
Sold	888
Temporarily Off-Market	53

DAILY MARKET CHANGE

Category	Sum of Pasco
Back on the Market	6
New Listings	69
Price Decrease	51
Price Increase	14

*Back on Market can be from these sources - Pending, Temp Off Market, Cancelled and Expired Listing)

7 DAY SOLD COMPARISON

Closed Prior Year	Volume	Count	Closed Prior Year	Volume	Count
Tuesday, June 09, 2026	\$4,894,500	12	Sunday, June 08, 2025	\$310,000	1
Monday, June 08, 2026	\$13,480,758	27	Saturday, June 07, 2025	\$351,879	1
Saturday, June 06, 2026	\$1,149,980	3	Friday, June 06, 2025	\$22,581,971	53
Friday, June 05, 2026	\$27,390,043	66	Thursday, June 05, 2025	\$20,320,848	45
Thursday, June 04, 2026	\$10,823,199	24	Wednesday, June 04, 2025	\$16,926,787	41
Wednesday, June 03, 2026	\$13,504,392	31	Tuesday, June 03, 2025	\$15,982,550	37
Total	\$71,242,872	163	Monday, June 02, 2025	\$20,230,982	45
			Total	\$96,705,017	223

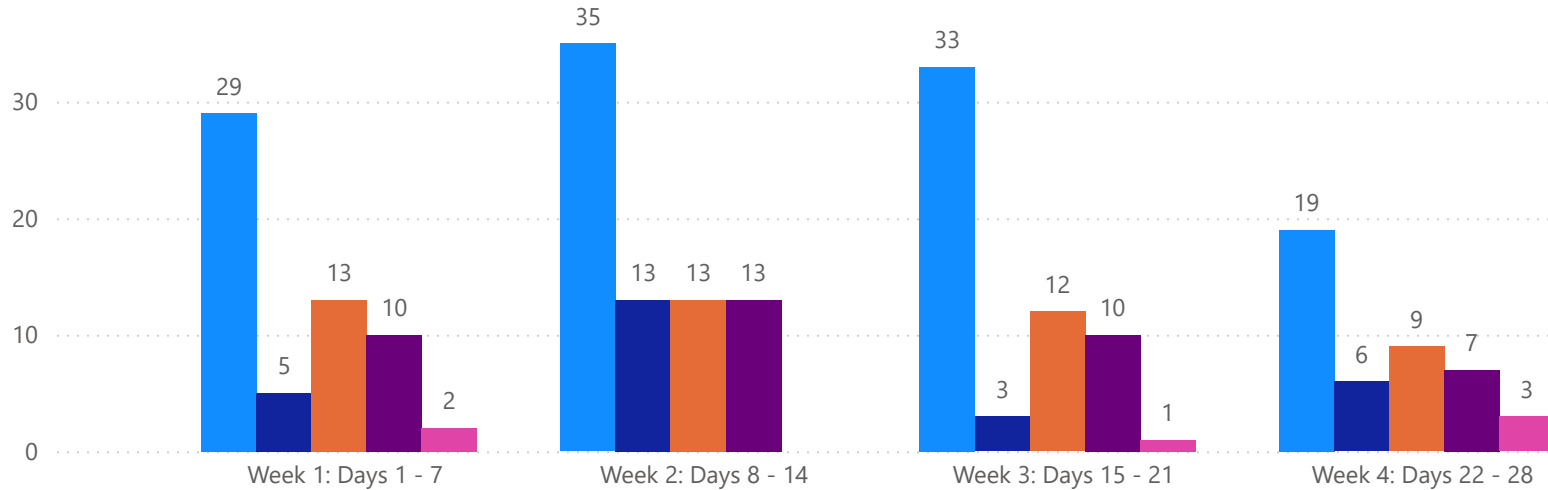


4 WEEK REAL ESTATE MARKET REPORT

PASCO COUNTY - CONDO

6/9/2026

MLS Status ● Active ● Canceled ● Pending ● Sold ● Temporarily Off-Market



All data is current as of today, though some MLS statuses may have changed from prior days.

TOTALS

MLS Status	4 Week Total
Active	116
Canceled	27
Pending	47
Sold	40
Temporarily Off-Market	6

DAILY MARKET CHANGE

Category	Sum of Pasco
Back on the Market	2
New Listings	2
Price Decrease	5
Price Increase	1

*Back on Market can be from these sources - Pending, Temp Off Market, Cancelled and Expired Listing)

7 DAY SOLD COMPARISON

Closed Prior Year	Volume	Count
Friday, June 05, 2026	\$145,000	2
Thursday, June 04, 2026	\$343,500	3
Wednesday, June 03, 2026	\$542,900	5
Total	\$1,031,400	10

Closed Prior Year	Volume	Count
Friday, June 06, 2025	\$192,500	1
Thursday, June 05, 2025	\$113,000	2
Wednesday, June 04, 2025	\$151,000	1
Tuesday, June 03, 2025	\$280,000	1
Monday, June 02, 2025	\$576,000	5
Total	\$1,312,500	10

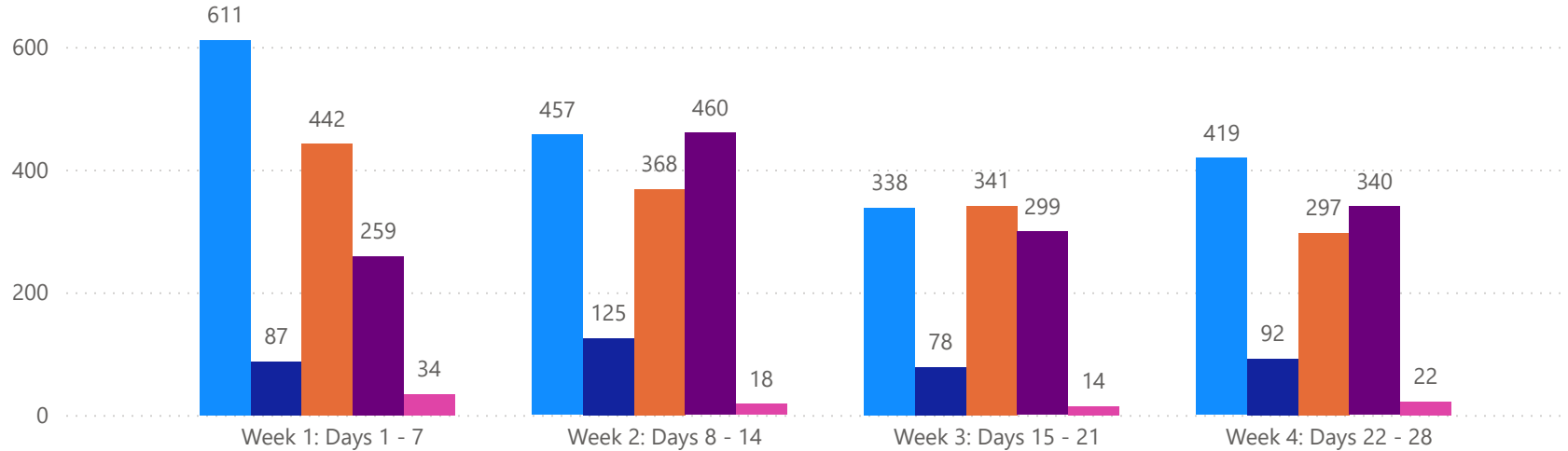


4 WEEK REAL ESTATE MARKET REPORT

HILLSBOROUGH COUNTY - SINGLE FAMILY HOME

6/9/2026

MLSStatus ● Active ● Canceled ● Pending ● Sold ● Temporarily Off-Market



All data is current as of today, though some MLS statuses may have changed from prior days.

TOTALS

MLS Status	4 Week Total
Active	1825
Canceled	382
Pending	1448
Sold	1358
Temporarily Off-Market	88

DAILY MARKET CHANGE

Category	Sum of Hillsborough	*Back on Market can be from these sources - Pending, Temp Off Market, Cancelled and Expired Listing)
Back on the Market	18	
New Listings	62	
Price Decrease	70	
Price Increase	10	

7 DAY SOLD COMPARISON

Closed Prior Year	Volume	Count	Closed Prior Year	Volume	Count
Tuesday, June 09, 2026	\$10,783,000	22	Saturday, June 07, 2025	\$430,000	1
Monday, June 08, 2026	\$41,777,312	49	Friday, June 06, 2025	\$62,626,725	100
Saturday, June 06, 2026	\$1,086,990	2	Thursday, June 05, 2025	\$24,179,995	52
Friday, June 05, 2026	\$47,031,220	87	Wednesday, June 04, 2025	\$23,584,300	47
Thursday, June 04, 2026	\$28,234,899	51	Tuesday, June 03, 2025	\$18,826,234	35
Wednesday, June 03, 2026	\$34,598,200	48	Monday, June 02, 2025	\$48,302,490	81
Total	\$163,511,621	259	Total	\$177,949,744	316

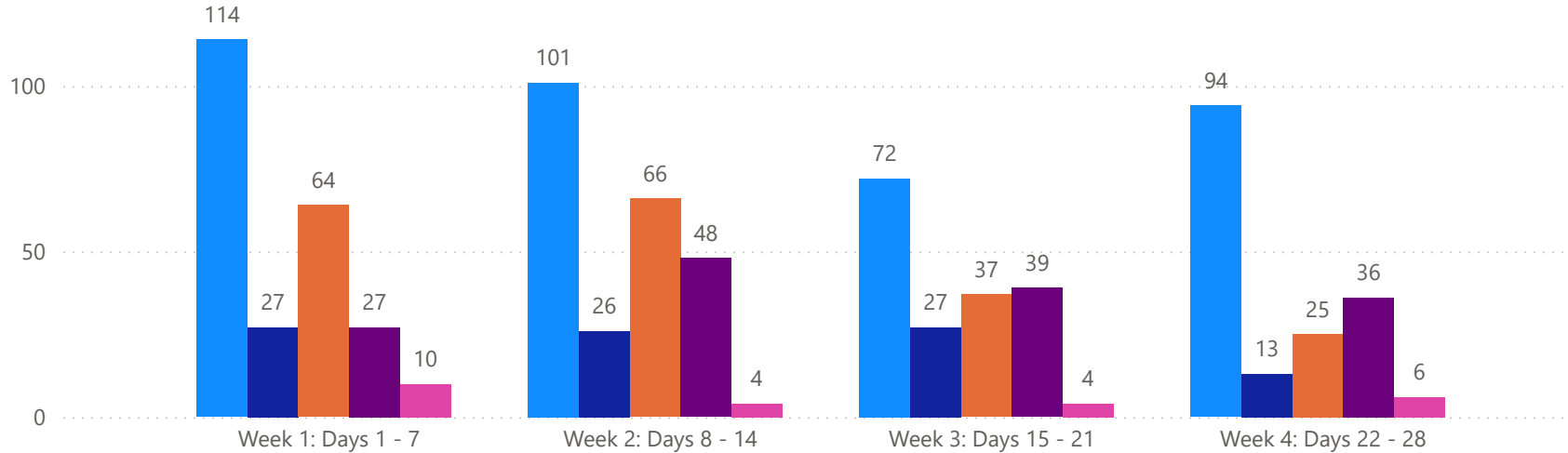


4 WEEK REAL ESTATE MARKET REPORT

HILLSBOROUGH COUNTY - CONDO

6/9/2026

MLSStatus ● Active ● Canceled ● Pending ● Sold ● Temporarily Off-Market



All data is current as of today, though some MLS statuses may have changed from prior days.

TOTALS

MLS Status	4 Week Total
Active	381
Canceled	93
Pending	192
Sold	150
Temporarily Off-Market	24

DAILY MARKET CHANGE

Category	Sum of Hillsborough	*Back on Market can be from these sources - Pending, Temp Off Market, Canceled and Expired Listing)
Back on the Market	6	
New Listings	3	
Price Decrease	17	
Price Increase	2	

7 DAY SOLD COMPARISON

Closed Prior Year	Volume	Count	Closed Prior Year	Volume	Count
Tuesday, June 09, 2026	\$1,303,500	4	Saturday, June 07, 2025	\$1,175,000	2
Monday, June 08, 2026	\$602,000	3	Friday, June 06, 2025	\$2,536,000	9
Friday, June 05, 2026	\$5,646,500	11	Thursday, June 05, 2025	\$1,413,000	6
Thursday, June 04, 2026	\$1,144,000	4	Wednesday, June 04, 2025	\$4,089,250	7
Wednesday, June 03, 2026	\$1,243,000	5	Tuesday, June 03, 2025	\$1,173,999	5
Total	\$9,939,000	27	Monday, June 02, 2025	\$2,575,000	9
			Total	\$12,962,249	38

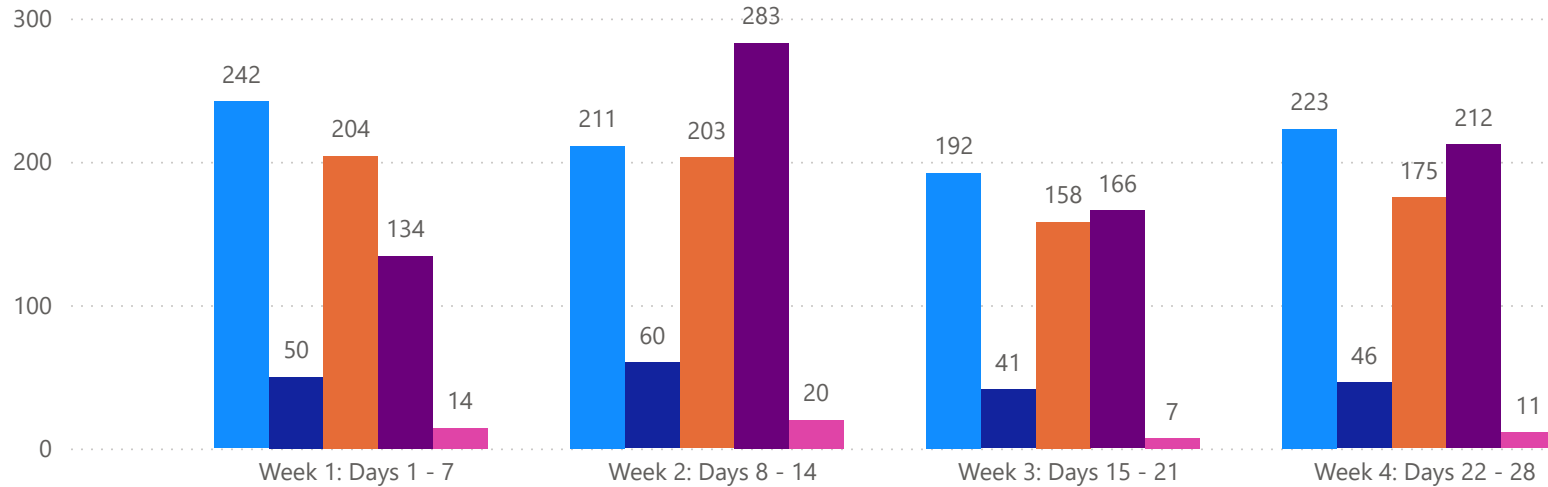


4 WEEK REAL ESTATE MARKET REPORT

SARASOTA COUNTY - SINGLE FAMILY HOME

6/9/2026

MLSStatus ● Active ● Canceled ● Pending ● Sold ● Temporarily Off-Market



All data is current as of today, though some MLS statuses may have changed from prior days.

TOTALS

MLS Status	4 Week Total
Active	868
Canceled	197
Pending	740
Sold	795
Temporarily Off-Market	52

DAILY MARKET CHANGE

Category	Sum of Sarasota
Back on the Market	8
New Listings	34
Price Decrease	40
Price Increase	1

*Back on Market can be from these sources - Pending, Temp Off Market, Cancelled and Expired Listing)

7 DAY SOLD COMPARISON

Closed Prior Year	Volume	Count	Closed Prior Year	Volume	Count
Tuesday, June 09, 2026	\$9,834,600	11	Sunday, June 08, 2025	\$257,000	1
Monday, June 08, 2026	\$18,801,980	23	Saturday, June 07, 2025	\$2,229,700	2
Saturday, June 06, 2026	\$170,000	1	Friday, June 06, 2025	\$23,648,113	40
Friday, June 05, 2026	\$26,270,399	47	Thursday, June 05, 2025	\$13,323,775	19
Thursday, June 04, 2026	\$21,962,180	28	Wednesday, June 04, 2025	\$14,149,722	24
Wednesday, June 03, 2026	\$17,884,199	24	Tuesday, June 03, 2025	\$9,654,713	18
Total	\$94,923,358	134	Monday, June 02, 2025	\$38,159,897	41
			Total	\$101,422,920	145

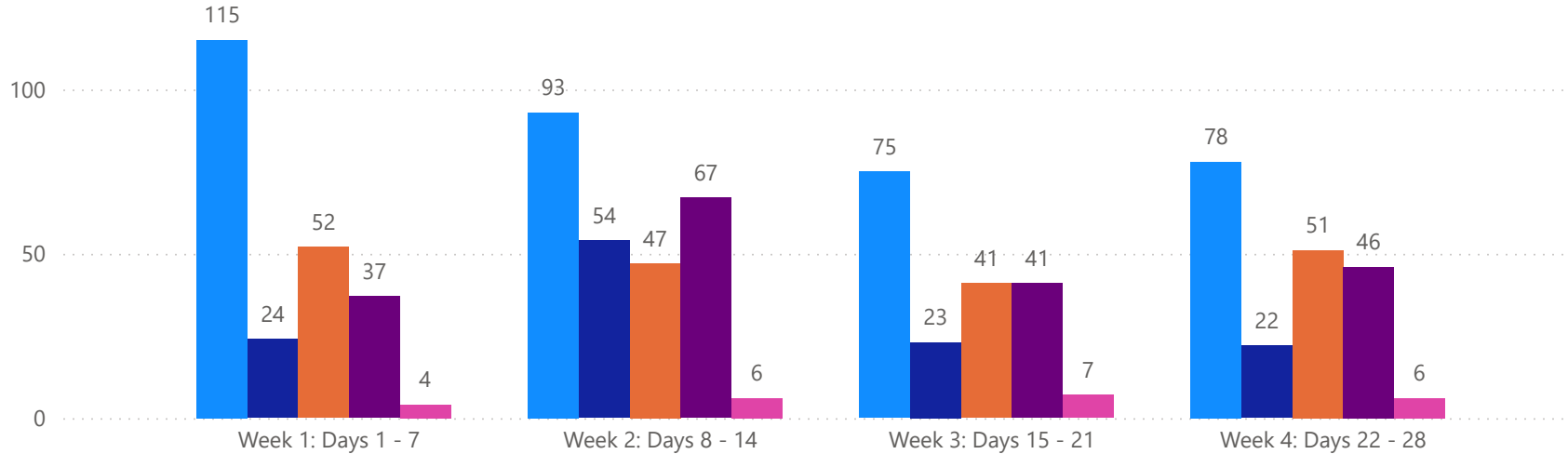


4 WEEK REAL ESTATE MARKET REPORT

SARASOTA COUNTY - CONDO

6/9/2026

MLS Status ● Active ● Canceled ● Pending ● Sold ● Temporarily Off-Market



All data is current as of today, though some MLS statuses may have changed from prior days.

TOTALS

MLS Status	4 Week Total
Active	361
Canceled	123
Pending	191
Sold	191
Temporarily Off-Market	23

DAILY MARKET CHANGE

Category	Sum of Sarasota
Back on the Market	7
New Listings	14
Price Decrease	16
Price Increase	0

*Back on Market can be from these sources - Pending, Temp Off Market, Cancelled and Expired Listing)

7 DAY SOLD COMPARISON

Closed Prior Year	Volume	Count	Closed Prior Year	Volume	Count
Tuesday, June 09, 2026	\$1,950,400	5	Sunday, June 08, 2025	\$190,000	1
Monday, June 08, 2026	\$8,625,000	8	Friday, June 06, 2025	\$5,607,000	14
Friday, June 05, 2026	\$11,891,741	11	Thursday, June 05, 2025	\$3,242,500	6
Thursday, June 04, 2026	\$5,525,000	4	Wednesday, June 04, 2025	\$1,215,500	4
Wednesday, June 03, 2026	\$4,420,000	9	Tuesday, June 03, 2025	\$8,864,000	7
Total	\$32,412,141	37	Monday, June 02, 2025	\$2,828,500	7
			Total	\$21,947,500	39

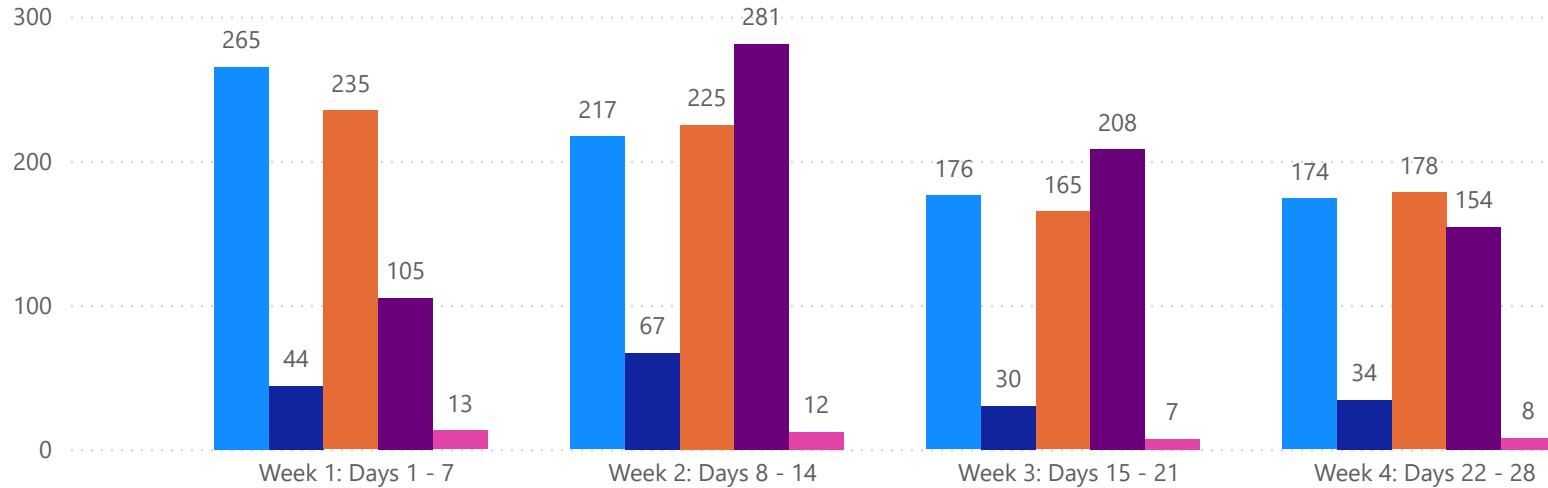


4 WEEK REAL ESTATE MARKET REPORT

MANATEE COUNTY - SINGLE FAMILY HOME

6/9/2026

MLS Status ● Active ● Canceled ● Pending ● Sold ● Temporarily Off-Market



All data is current as of today, though some MLS statuses may have changed from prior days.

TOTALS

MLS Status	4 Week Total
Active	832
Canceled	175
Pending	803
Sold	748
Temporarily Off-Market	40

DAILY MARKET CHANGE

Category	Sum of Manatee
Back on the Market	7
New Listings	30
Price Decrease	61
Price Increase	6

*Back on Market can be from these sources - Pending, Temp Off Market, Cancelled and Expired Listing)

7 DAY SOLD COMPARISON

Closed Prior Year	Volume	Count	Closed Prior Year	Volume	Count
Tuesday, June 09, 2026	\$10,806,000	12	Friday, June 06, 2025	\$17,764,500	35
Monday, June 08, 2026	\$15,582,935	24	Thursday, June 05, 2025	\$7,186,270	13
Friday, June 05, 2026	\$19,454,369	30	Wednesday, June 04, 2025	\$18,347,467	13
Thursday, June 04, 2026	\$12,892,146	20	Tuesday, June 03, 2025	\$16,844,775	25
Wednesday, June 03, 2026	\$17,889,858	19	Monday, June 02, 2025	\$22,919,962	37
Total	\$76,625,308	105	Total	\$83,062,974	123

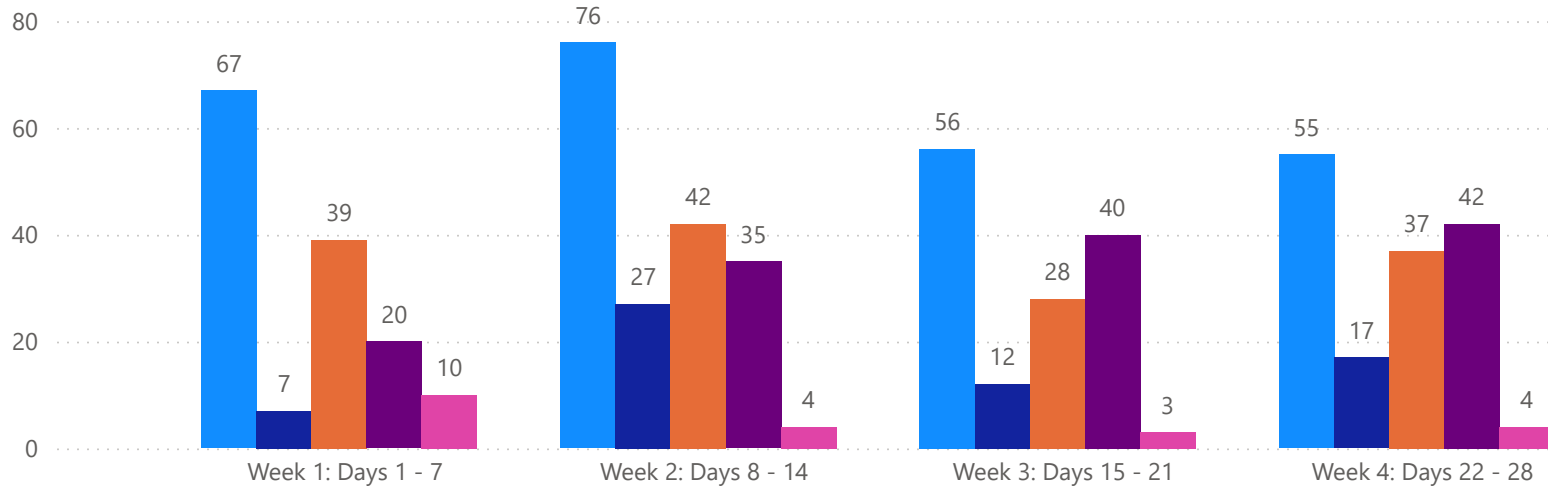


4 WEEK REAL ESTATE MARKET REPORT

MANATEE COUNTY - CONDO

6/9/2026

MLS Status ● Active ● Canceled ● Pending ● Sold ● Temporarily Off-Market



TOTALS

MLS Status	4 Week Total
Active	254
Canceled	63
Pending	146
Sold	137
Temporarily Off-Market	21

DAILY MARKET CHANGE

Category	Sum of Manatee
Back on the Market	3
New Listings	1
Price Decrease	9
Price Increase	1

*Back on Market can be from these sources - Pending, Temp Off Market, Cancelled and Expired Listing)

7 DAY SOLD COMPARISON

Closed Prior Year	Volume	Count
Tuesday, June 09, 2026	\$710,500	3
Monday, June 08, 2026	\$1,269,470	3
Friday, June 05, 2026	\$1,800,000	5
Thursday, June 04, 2026	\$1,316,500	6
Wednesday, June 03, 2026	\$1,147,400	3
Total	\$6,243,870	20

Closed Prior Year	Volume	Count
Friday, June 06, 2025	\$1,900,500	7
Thursday, June 05, 2025	\$1,555,000	5
Wednesday, June 04, 2025	\$776,500	3
Tuesday, June 03, 2025	\$1,690,000	5
Monday, June 02, 2025	\$2,080,000	4
Total	\$8,002,000	24

