



4 WEEK REAL ESTATE MARKET REPORT

Wednesday, June 10, 2026

As of: Thursday, June 11, 2026

- 1 Report Breakdown
- 2 Cumulative Tampa Bay Report - Single Family Home
- 3 Cumulative Tampa Bay Report - Condominium
- 4 Pinellas County - Single Family Home
- 5 Pinellas County - Condominium
- 6 Pasco County - Single Family Home
- 7 Pasco County - Condominium
- 8 Hillsborough County - Single Family Home
- 9 Hillsborough County - Condominium
- 10 Sarasota County - Single Family Home
- 11 Sarasota County - Condominium
- 12 Manatee County - Single Family Home
- 13 Manatee County - Condominium

4 WEEK REAL ESTATE MARKET REPORT

REPORT BREAKDOWN

Wednesday, June 10, 2026

as of: 6/11/2026

Day 1	Wednesday, June 10, 2026
Day 2	Tuesday, June 9, 2026
Day 3	Monday, June 8, 2026
Day 4	Sunday, June 7, 2026
Day 5	Saturday, June 6, 2026
Day 6	Thursday, June 11, 2026
Day 7	Wednesday, June 10, 2026
Day 8	Tuesday, June 9, 2026
Day 9	Monday, June 8, 2026
Day 10	Sunday, June 7, 2026
Day 11	Saturday, June 6, 2026
Day 12	Friday, June 5, 2026
Day 13	Thursday, June 4, 2026
Day 14	Wednesday, June 3, 2026
Day 15	Tuesday, June 2, 2026
Day 16	Monday, June 1, 2026
Day 17	Sunday, May 31, 2026
Day 18	Saturday, May 30, 2026
Day 19	Friday, May 29, 2026
Day 20	Thursday, May 28, 2026
Day 21	Wednesday, May 27, 2026
Day 22	Tuesday, May 26, 2026
Day 23	Monday, May 25, 2026
Day 24	Sunday, May 24, 2026
Day 25	Saturday, May 23, 2026
Day 26	Friday, May 22, 2026
Day 27	Thursday, May 21, 2026
Day 28	Wednesday, May 20, 2026

REPORT BREAKDOWN

GRAPH:

Active - Newly listed during the date range

Pending - Status changed to 'pending' during the date range

Sold - Closed during the date range

Canceled - Canceled during the date range

Temp off Market - Status changed to 'temp' off market' during the date range

The date ranges are not cumulative.

Day 1: Wednesday, June 10, 2026

Day 28: Wednesday, May 20, 2026

TOTALS:

4 Weeks: The summation of each date range (Day 1 - Day 28)

Market Changes

Day 1's New Listings, Price Increase, Price Decreases and Back on Market

Manatee County - Single Family Home

7 Day Sold Comparison

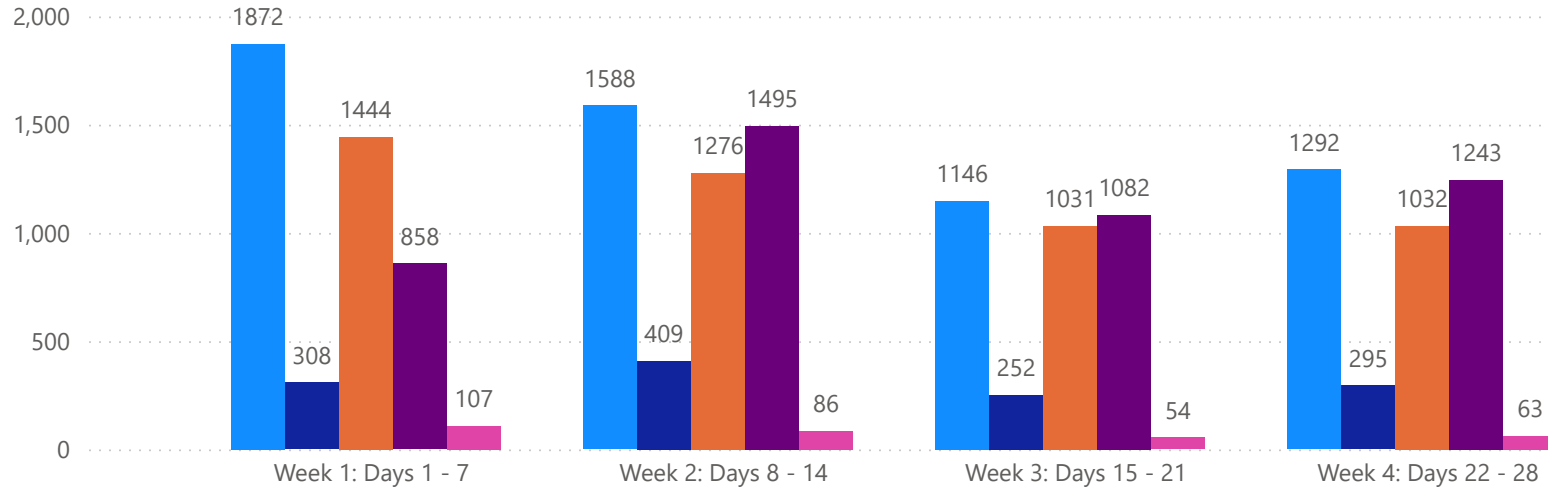
Compares the sold amount and volume in the last 7 days against the same timeframe in the prior year and days 8 - days 14.

4 WEEK REAL ESTATE MARKET REPORT

TAMPA BAY - SINGLE FAMILY HOME

6/10/2026

MLS Status ● Active ● Canceled ● Pending ● Sold ● Temporarily Off-Market



All data is current as of today, though some MLS statuses may have changed from prior days.

TOTALS

MLS Status	4 Week Total
Active	5898
Canceled	1264
Pending	4783
Sold	4678
Temporarily Off-Market	310

DAILY MARKET CHANGE

Category	Sum of Total
Back on the Market	22
New Listings	57
Price Decrease	108
Price Increase	8

*Back on Market can be from these sources - Pending, Temp Off Market, Cancelled and Expired Listing)

7 DAY SOLD COMPARISON

Closed Prior Year	Volume	Count
Wednesday, June 10, 2026	\$83,545,123	102
Tuesday, June 09, 2026	\$74,342,409	111
Monday, June 08, 2026	\$128,170,382	178
Saturday, June 06, 2026	\$3,111,970	8
Friday, June 05, 2026	\$159,707,931	298
Thursday, June 04, 2026	\$93,888,044	161
Total	\$542,765,859	858

Closed Prior Year	Volume	Count
Monday, June 09, 2025	\$122,408,523	184
Sunday, June 08, 2025	\$567,000	2
Saturday, June 07, 2025	\$3,011,579	4
Friday, June 06, 2025	\$167,939,944	300
Thursday, June 05, 2025	\$79,788,732	153
Wednesday, June 04, 2025	\$90,008,076	159
Tuesday, June 03, 2025	\$77,508,272	146
Total	\$541,232,126	948

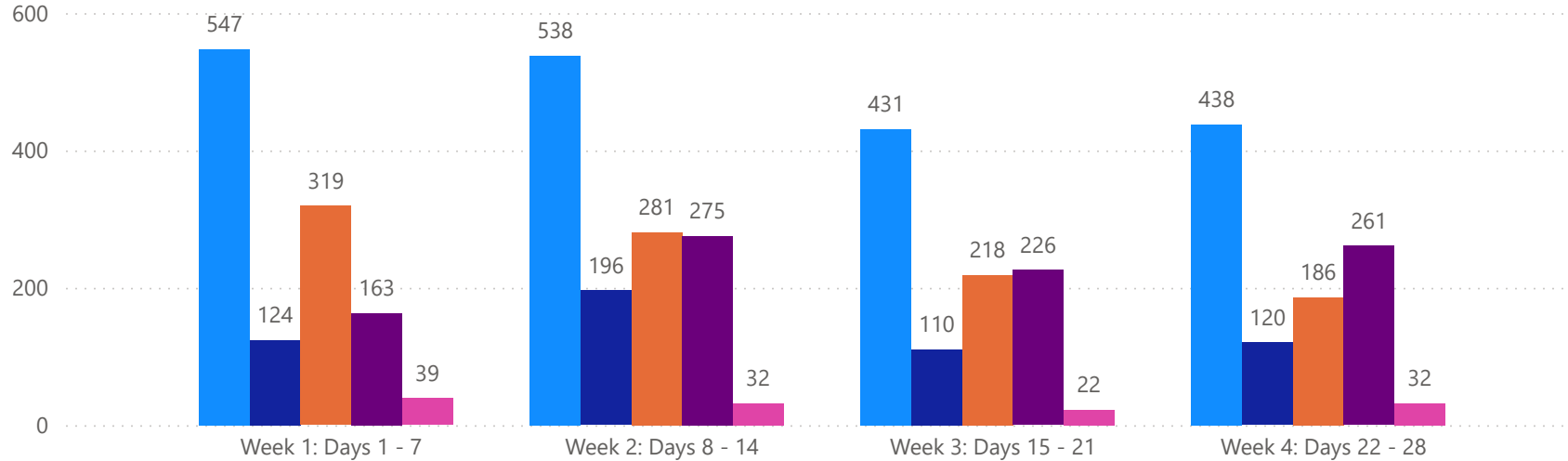


4 WEEK REAL ESTATE MARKET REPORT

TAMPA BAY - CONDO

6/10/2026

MlsStatus ● Active ● Canceled ● Pending ● Sold ● Temporarily Off-Market



All data is current as of today, though some MLS statuses may have changed from prior days.

TOTALS


MLS Status	4 Week Total
Active	1954
Canceled	550
Pending	1004
Sold	925
Temporarily Off-Market	125

DAILY MARKET CHANGE

Category	Sum of Total	
Back on the Market	3	*Back on Market can be from these sources - Pending, Temp Off Market, Cancelled and Expired Listing)
New Listings	28	
Price Decrease	40	
Price Increase	1	

7 DAY SOLD COMPARISON

Closed Prior Year	Volume	Count	Closed Prior Year	Volume	Count
Wednesday, June 10, 2026	\$13,939,850	23	Monday, June 09, 2025	\$6,564,400	24
Tuesday, June 09, 2026	\$6,020,800	22	Sunday, June 08, 2025	\$190,000	1
Monday, June 08, 2026	\$14,373,470	23	Saturday, June 07, 2025	\$2,270,000	4
Saturday, June 06, 2026	\$740,000	2	Friday, June 06, 2025	\$16,729,400	57
Friday, June 05, 2026	\$27,347,241	62	Thursday, June 05, 2025	\$13,761,500	35
Thursday, June 04, 2026	\$11,759,500	31	Wednesday, June 04, 2025	\$9,685,750	23
Total	\$74,180,861	163	Tuesday, June 03, 2025	\$16,095,899	30
			Total	\$65,296,949	174

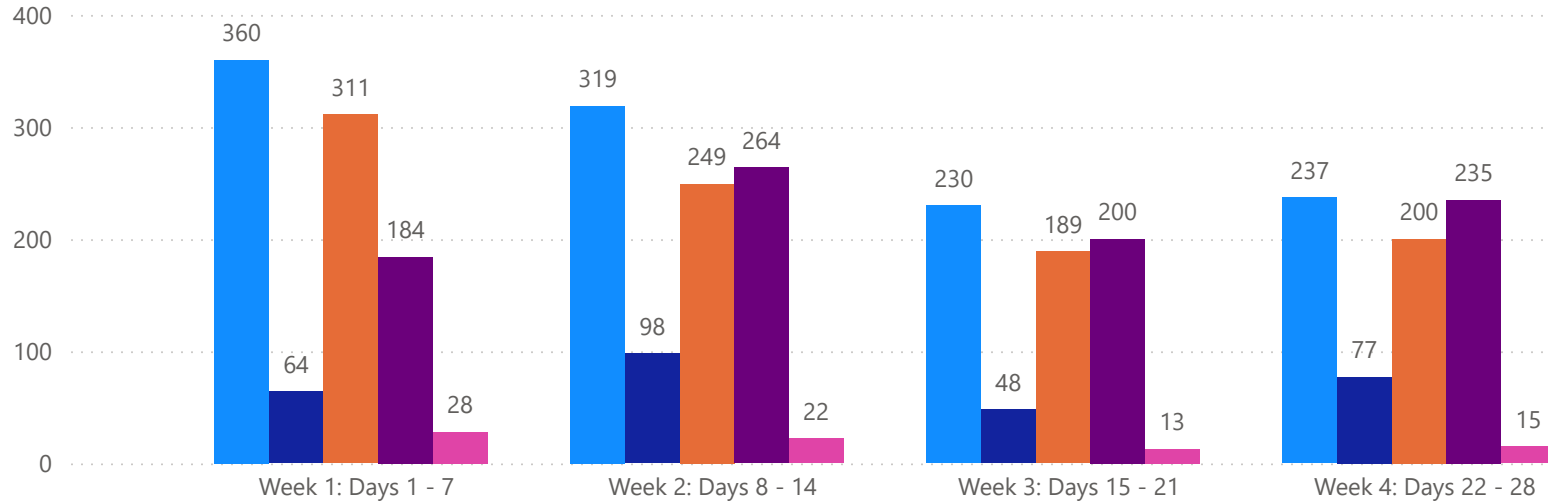


4 WEEK REAL ESTATE MARKET REPORT

PINELLAS COUNTY - SINGLE FAMILY HOME

6/10/2026

MLS Status ● Active ● Canceled ● Pending ● Sold ● Temporarily Off-Market



All data is current as of today, though some MLS statuses may have changed from prior days.

TOTALS

MLS Status	4 Week Total
Active	1146
Canceled	287
Pending	949
Sold	883
Temporarily Off-Market	78

DAILY MARKET CHANGE

Category	Sum of Pinellas
Back on the Market	11
New Listings	40
Price Decrease	81
Price Increase	3

*Back on Market can be from these sources - Pending, Temp Off Market, Cancelled and Expired Listing)

7 DAY SOLD COMPARISON

Closed Prior Year	Volume	Count	Closed Prior Year	Volume	Count
Wednesday, June 10, 2026	\$16,989,400	19	Monday, June 09, 2025	\$32,320,625	48
Tuesday, June 09, 2026	\$16,392,660	22	Friday, June 06, 2025	\$41,318,635	72
Monday, June 08, 2026	\$27,528,550	37	Thursday, June 05, 2025	\$14,777,844	24
Friday, June 05, 2026	\$39,156,900	67	Wednesday, June 04, 2025	\$16,999,800	34
Thursday, June 04, 2026	\$20,675,900	39	Tuesday, June 03, 2025	\$16,200,000	31
Total	\$120,743,410	184	Total	\$121,616,904	209

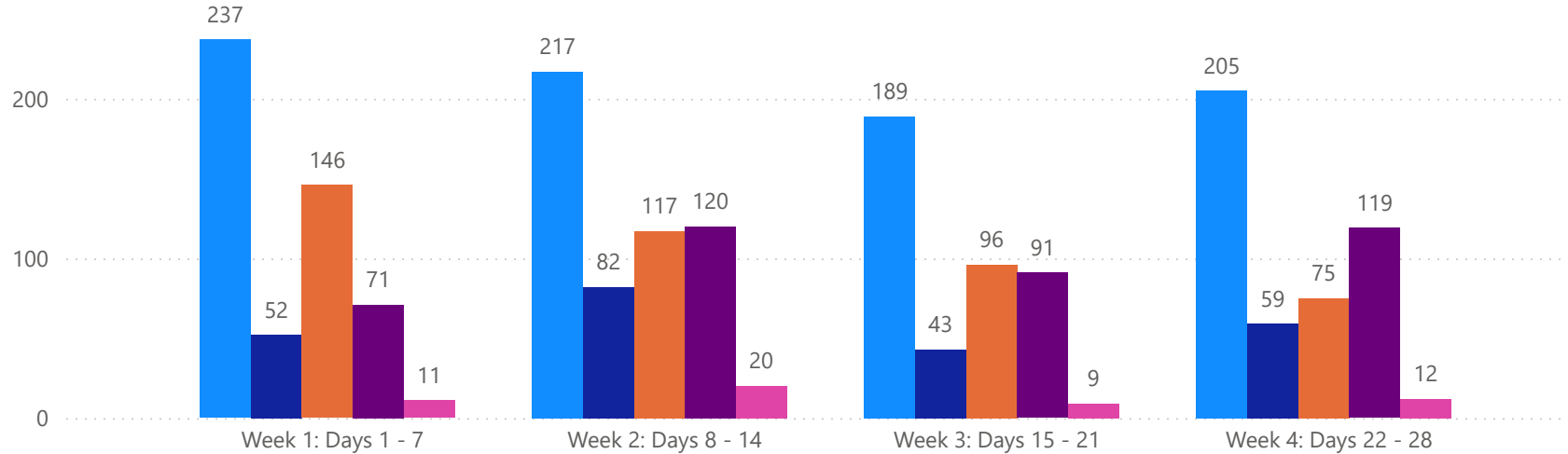


4 WEEK REAL ESTATE MARKET REPORT

PINELLAS COUNTY - CONDO

6/10/2026

MLS Status ● Active ● Canceled ● Pending ● Sold ● Temporarily Off-Market



All data is current as of today, though some MLS statuses may have changed from prior days.

TOTALS

MLS Status	4 Week Total
Active	848
Canceled	236
Pending	434
Sold	401
Temporarily Off-Market	52

DAILY MARKET CHANGE

Category	Sum of Pinellas
Back on the Market	4
New Listings	18
Price Decrease	49
Price Increase	0

*Back on Market can be from these sources - Pending, Temp Off Market, Cancelled and Expired Listing)

7 DAY SOLD COMPARISON

Closed Prior Year	Volume	Count	Closed Prior Year	Volume	Count
Wednesday, June 10, 2026	\$4,291,000	7	Monday, June 09, 2025	\$2,606,400	9
Tuesday, June 09, 2026	\$1,172,400	7	Saturday, June 07, 2025	\$1,095,000	2
Monday, June 08, 2026	\$3,552,000	8	Friday, June 06, 2025	\$6,493,400	26
Saturday, June 06, 2026	\$740,000	2	Thursday, June 05, 2025	\$7,438,000	16
Friday, June 05, 2026	\$7,864,000	33	Wednesday, June 04, 2025	\$3,453,500	8
Thursday, June 04, 2026	\$3,430,500	14	Tuesday, June 03, 2025	\$4,087,900	12
Total	\$21,049,900	71	Total	\$25,174,200	73

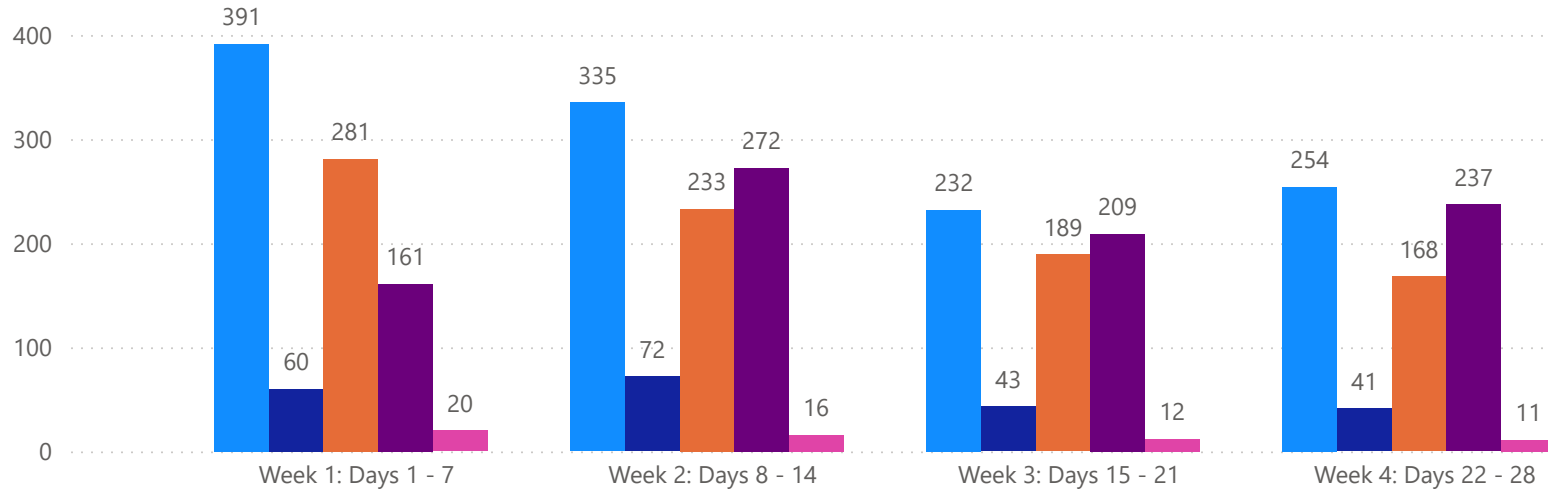


4 WEEK REAL ESTATE MARKET REPORT

PASCO COUNTY - SINGLE FAMILY HOME

6/10/2026

MLS Status ● Active ● Canceled ● Pending ● Sold ● Temporarily Off-Market



All data is current as of today, though some MLS statuses may have changed from prior days.

TOTALS

MLS Status	4 Week Total
Active	1212
Canceled	216
Pending	871
Sold	879
Temporarily Off-Market	59

DAILY MARKET CHANGE

Category	Sum of Pasco
Back on the Market	5
New Listings	64
Price Decrease	70
Price Increase	11

*Back on Market can be from these sources - Pending, Temp Off Market, Cancelled and Expired Listing)

7 DAY SOLD COMPARISON

Closed Prior Year	Volume	Count
Wednesday, June 10, 2026	\$10,205,115	18
Tuesday, June 09, 2026	\$7,411,400	17
Monday, June 08, 2026	\$15,594,432	32
Saturday, June 06, 2026	\$1,489,980	4
Friday, June 05, 2026	\$27,390,043	66
Thursday, June 04, 2026	\$10,823,199	24
Total	\$72,914,169	161

Closed Prior Year	Volume	Count
Monday, June 09, 2025	\$18,453,230	40
Sunday, June 08, 2025	\$310,000	1
Saturday, June 07, 2025	\$351,879	1
Friday, June 06, 2025	\$22,581,971	53
Thursday, June 05, 2025	\$20,320,848	45
Wednesday, June 04, 2025	\$16,926,787	41
Tuesday, June 03, 2025	\$15,982,550	37
Total	\$94,927,265	218

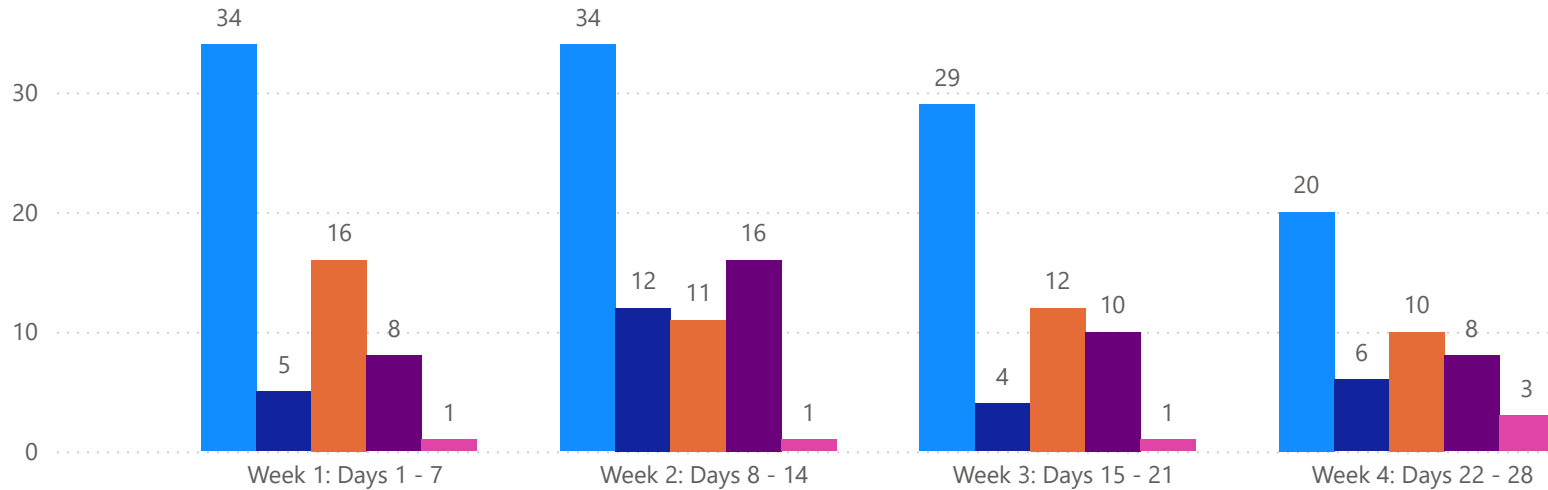


4 WEEK REAL ESTATE MARKET REPORT

PASCO COUNTY - CONDO

6/10/2026

MLS Status ● Active ● Canceled ● Pending ● Sold ● Temporarily Off-Market



All data is current as of today, though some MLS statuses may have changed from prior days.

TOTALS

MLS Status	4 Week Total
Active	117
Canceled	27
Pending	49
Sold	42
Temporarily Off-Market	6

DAILY MARKET CHANGE

Category	Sum of Pasco
Back on the Market	0
New Listings	7
Price Decrease	2
Price Increase	0

*Back on Market can be from these sources - Pending, Temp Off Market, Cancelled and Expired Listing)

7 DAY SOLD COMPARISON

Closed Prior Year	Volume	Count
Wednesday, June 10, 2026	\$415,000	2
Tuesday, June 09, 2026	\$75,000	1
Friday, June 05, 2026	\$145,000	2
Thursday, June 04, 2026	\$343,500	3
Total	\$978,500	8

Closed Prior Year	Volume	Count
Monday, June 09, 2025	\$334,000	2
Friday, June 06, 2025	\$192,500	1
Thursday, June 05, 2025	\$113,000	2
Wednesday, June 04, 2025	\$151,000	1
Tuesday, June 03, 2025	\$280,000	1
Total	\$1,070,500	7

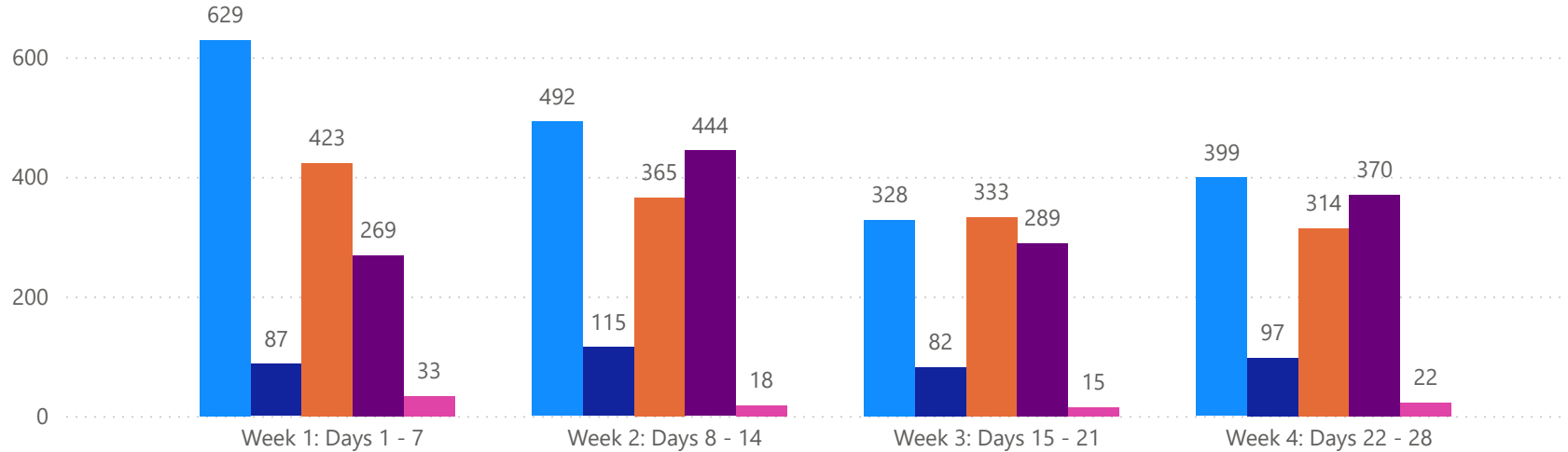


4 WEEK REAL ESTATE MARKET REPORT

HILLSBOROUGH COUNTY - SINGLE FAMILY HOME

6/10/2026

MlsStatus ● Active ● Canceled ● Pending ● Sold ● Temporarily Off-Market



All data is current as of today, though some MLS statuses may have changed from prior days.

TOTALS

MLS Status	4 Week Total
Active	1848
Canceled	381
Pending	1435
Sold	1372
Temporarily Off-Market	88

DAILY MARKET CHANGE

Category	Sum of Hillsborough	*Back on Market can be from these sources - Pending, Temp Off Market, Cancelled and Expired Listing)
Back on the Market	26	
New Listings	68	
Price Decrease	101	
Price Increase	3	

7 DAY SOLD COMPARISON

Closed Prior Year	Volume	Count	Closed Prior Year	Volume	Count
Wednesday, June 10, 2026	\$20,893,509	33	Monday, June 09, 2025	\$32,973,004	49
Tuesday, June 09, 2026	\$21,772,749	40	Saturday, June 07, 2025	\$430,000	1
Monday, June 08, 2026	\$45,417,312	56	Friday, June 06, 2025	\$62,626,725	100
Saturday, June 06, 2026	\$1,086,990	2	Thursday, June 05, 2025	\$24,179,995	52
Friday, June 05, 2026	\$47,031,220	87	Wednesday, June 04, 2025	\$23,584,300	47
Thursday, June 04, 2026	\$28,234,899	51	Tuesday, June 03, 2025	\$18,826,234	35
Total	\$164,436,679	269	Total	\$162,620,258	284

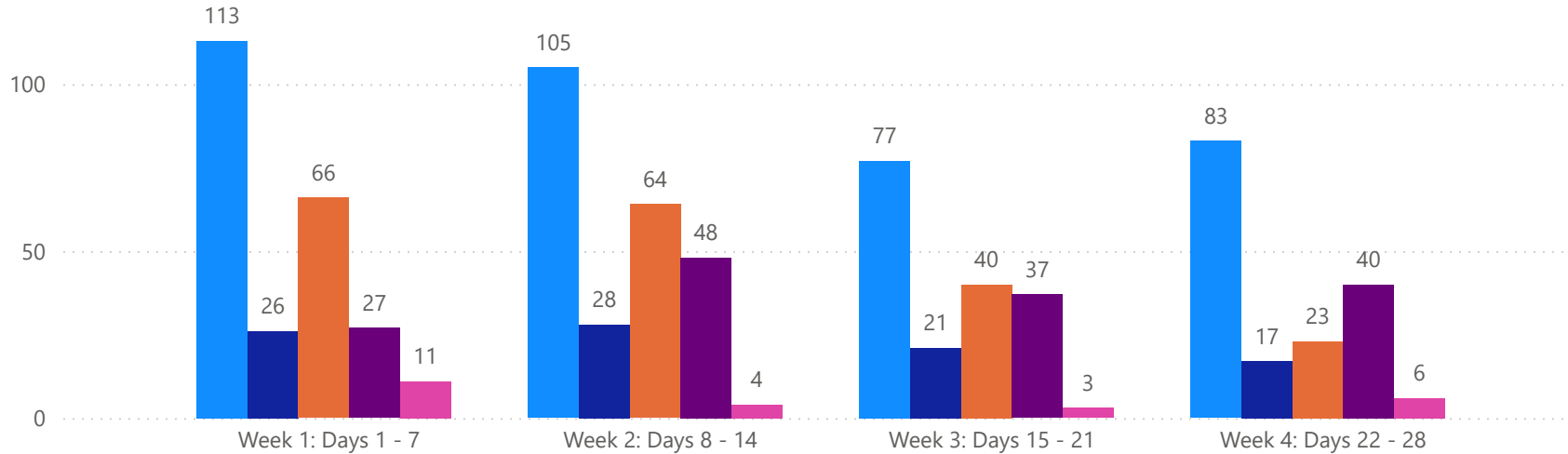


4 WEEK REAL ESTATE MARKET REPORT

HILLSBOROUGH COUNTY - CONDO

6/10/2026

MLS Status ● Active ● Canceled ● Pending ● Sold ● Temporarily Off-Market



All data is current as of today, though some MLS statuses may have changed from prior days.

TOTALS

MLS Status	4 Week Total
Active	378
Canceled	92
Pending	193
Sold	152
Temporarily Off-Market	24

DAILY MARKET CHANGE

Category	Sum of Hillsborough	*Back on Market can be from these sources - Pending, Temp Off Market, Canceled and Expired Listing)
Back on the Market	0	
New Listings	16	
Price Decrease	14	
Price Increase	1	

7 DAY SOLD COMPARISON

Closed Prior Year	Volume	Count	Closed Prior Year	Volume	Count
Wednesday, June 10, 2026	\$984,850	4	Monday, June 09, 2025	\$2,074,000	6
Tuesday, June 09, 2026	\$1,443,500	5	Saturday, June 07, 2025	\$1,175,000	2
Monday, June 08, 2026	\$602,000	3	Friday, June 06, 2025	\$2,536,000	9
Friday, June 05, 2026	\$5,646,500	11	Thursday, June 05, 2025	\$1,413,000	6
Thursday, June 04, 2026	\$1,144,000	4	Wednesday, June 04, 2025	\$4,089,250	7
Total	\$9,820,850	27	Tuesday, June 03, 2025	\$1,173,999	5
			Total	\$12,461,249	35

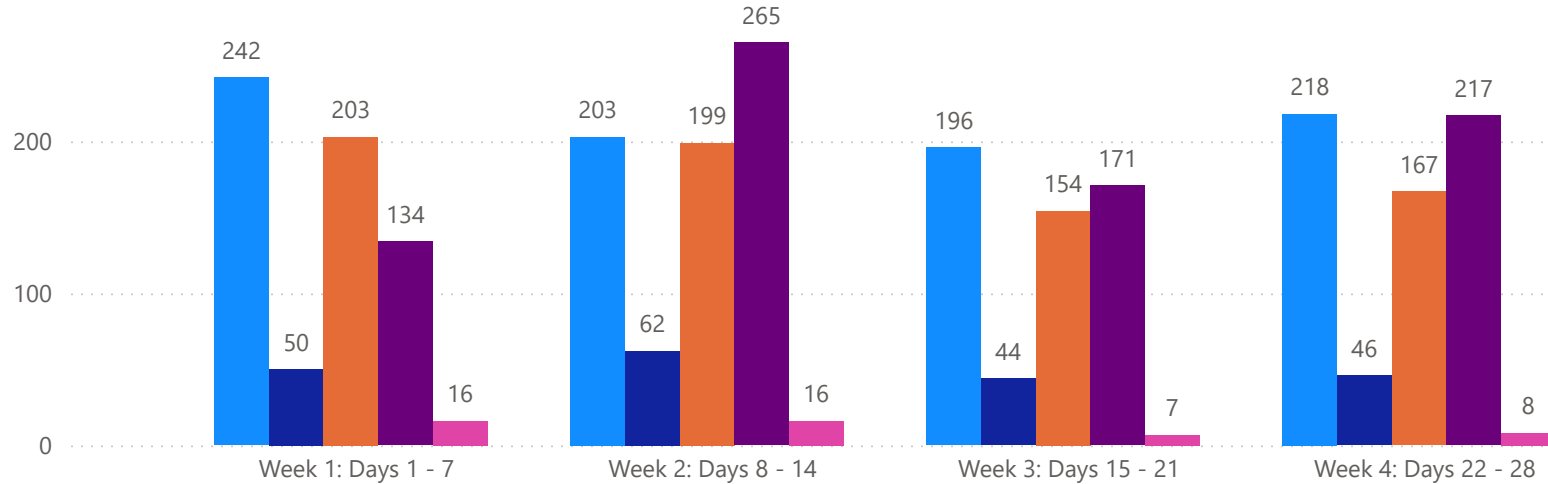


4 WEEK REAL ESTATE MARKET REPORT

SARASOTA COUNTY - SINGLE FAMILY HOME

6/10/2026

MLS Status ● Active ● Canceled ● Pending ● Sold ● Temporarily Off-Market



All data is current as of today, though some MLS statuses may have changed from prior days.

TOTALS

MLS Status	4 Week Total
Active	859
Canceled	202
Pending	723
Sold	787
Temporarily Off-Market	47

DAILY MARKET CHANGE

Category	Sum of Sarasota
Back on the Market	6
New Listings	43
Price Decrease	56
Price Increase	5

*Back on Market can be from these sources - Pending, Temp Off Market, Cancelled and Expired Listing)

7 DAY SOLD COMPARISON

Closed Prior Year	Volume	Count	Closed Prior Year	Volume	Count
Wednesday, June 10, 2026	\$27,124,299	19	Monday, June 09, 2025	\$23,630,399	23
Tuesday, June 09, 2026	\$14,949,600	16	Sunday, June 08, 2025	\$257,000	1
Monday, June 08, 2026	\$20,053,253	24	Saturday, June 07, 2025	\$2,229,700	2
Saturday, June 06, 2026	\$170,000	1	Friday, June 06, 2025	\$23,648,113	40
Friday, June 05, 2026	\$26,270,399	47	Thursday, June 05, 2025	\$13,323,775	19
Thursday, June 04, 2026	\$21,261,900	27	Wednesday, June 04, 2025	\$14,149,722	24
Total	\$109,829,451	134	Tuesday, June 03, 2025	\$9,654,713	18
			Total	\$86,893,422	127

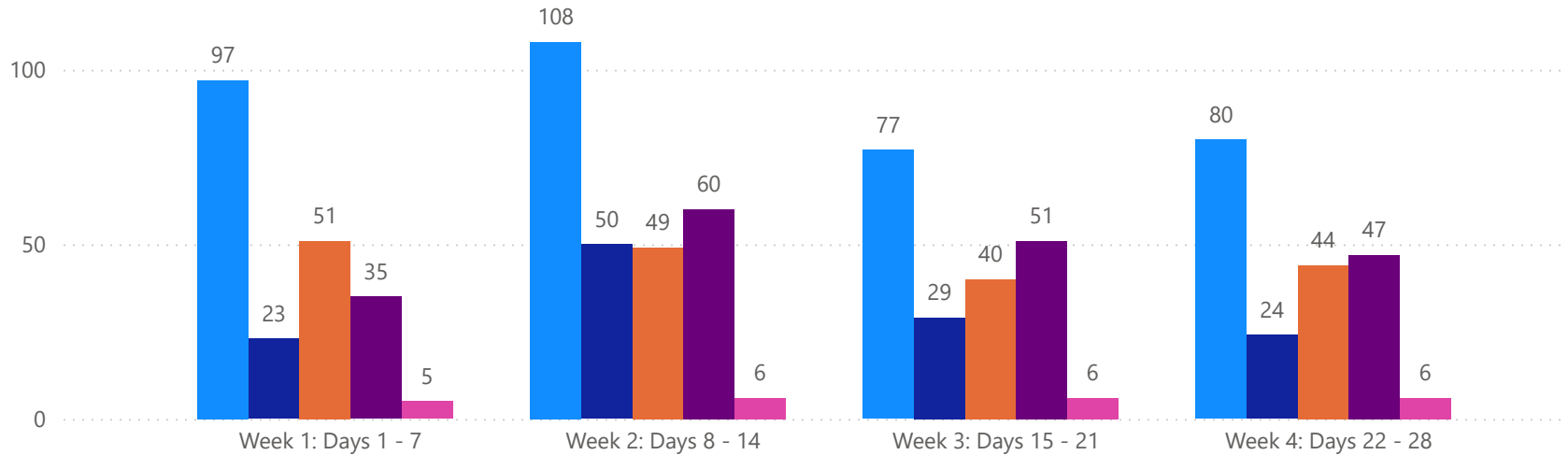


4 WEEK REAL ESTATE MARKET REPORT

SARASOTA COUNTY - CONDO

6/10/2026

MlsStatus ● Active ● Canceled ● Pending ● Sold ● Temporarily Off-Market



All data is current as of today, though some MLS statuses may have changed from prior days.

TOTALS

MLS Status	4 Week Total
Active	362
Canceled	126
Pending	184
Sold	193
Temporarily Off-Market	23

DAILY MARKET CHANGE

Category	Sum of Sarasota
Back on the Market	4
New Listings	9
Price Decrease	17
Price Increase	1

*Back on Market can be from these sources - Pending, Temp Off Market, Cancelled and Expired Listing)

7 DAY SOLD COMPARISON

Closed Prior Year	Volume	Count	Closed Prior Year	Volume	Count
Wednesday, June 10, 2026	\$7,620,000	7	Monday, June 09, 2025	\$695,000	3
Tuesday, June 09, 2026	\$1,950,400	5	Sunday, June 08, 2025	\$190,000	1
Monday, June 08, 2026	\$8,625,000	8	Friday, June 06, 2025	\$5,607,000	14
Friday, June 05, 2026	\$11,891,741	11	Thursday, June 05, 2025	\$3,242,500	6
Thursday, June 04, 2026	\$5,525,000	4	Wednesday, June 04, 2025	\$1,215,500	4
Total	\$35,612,141	35	Tuesday, June 03, 2025	\$8,864,000	7
			Total	\$19,814,000	35

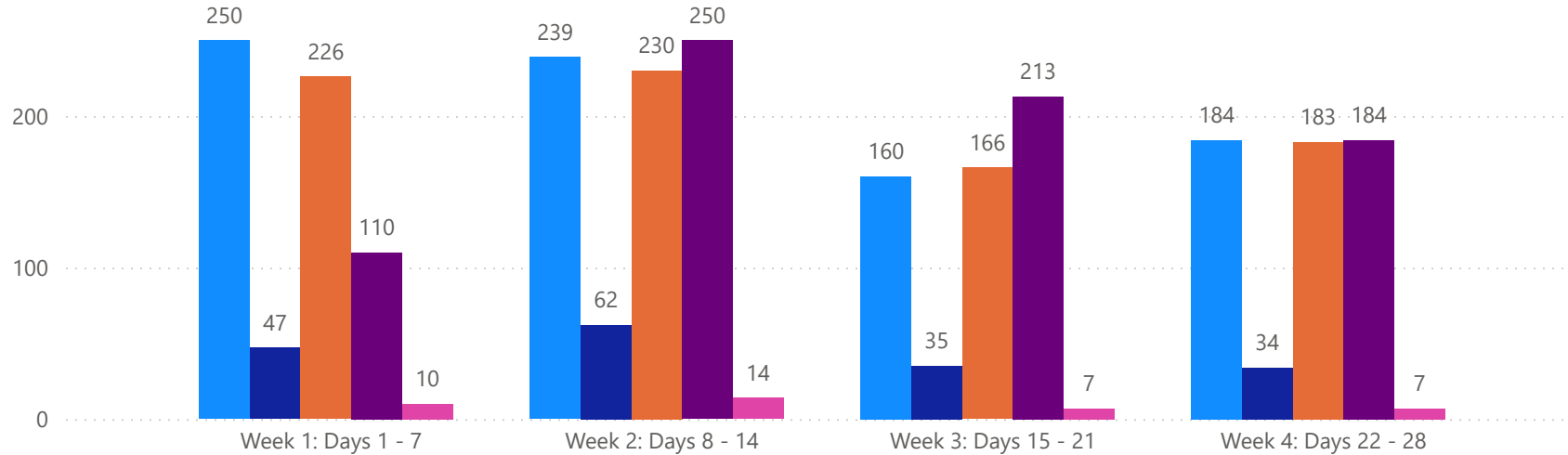


4 WEEK REAL ESTATE MARKET REPORT

MANATEE COUNTY - SINGLE FAMILY HOME

6/10/2026

MLS Status ● Active ● Canceled ● Pending ● Sold ● Temporarily Off-Market



All data is current as of today, though some MLS statuses may have changed from prior days.

TOTALS

MLS Status	4 Week Total
Active	833
Canceled	178
Pending	805
Sold	757
Temporarily Off-Market	38

DAILY MARKET CHANGE

Category	Sum of Manatee
Back on the Market	5
New Listings	24
Price Decrease	154
Price Increase	13

*Back on Market can be from these sources - Pending, Temp Off Market, Cancelled and Expired Listing)

7 DAY SOLD COMPARISON

Closed Prior Year	Volume	Count	Closed Prior Year	Volume	Count
Wednesday, June 10, 2026	\$8,332,800	13	Monday, June 09, 2025	\$15,031,265	24
Tuesday, June 09, 2026	\$13,816,000	16	Friday, June 06, 2025	\$17,764,500	35
Monday, June 08, 2026	\$19,576,835	29	Thursday, June 05, 2025	\$7,186,270	13
Saturday, June 06, 2026	\$365,000	1	Wednesday, June 04, 2025	\$18,347,467	13
Friday, June 05, 2026	\$19,859,369	31	Tuesday, June 03, 2025	\$16,844,775	25
Thursday, June 04, 2026	\$12,892,146	20	Total	\$75,174,277	110
Total	\$74,842,150	110			

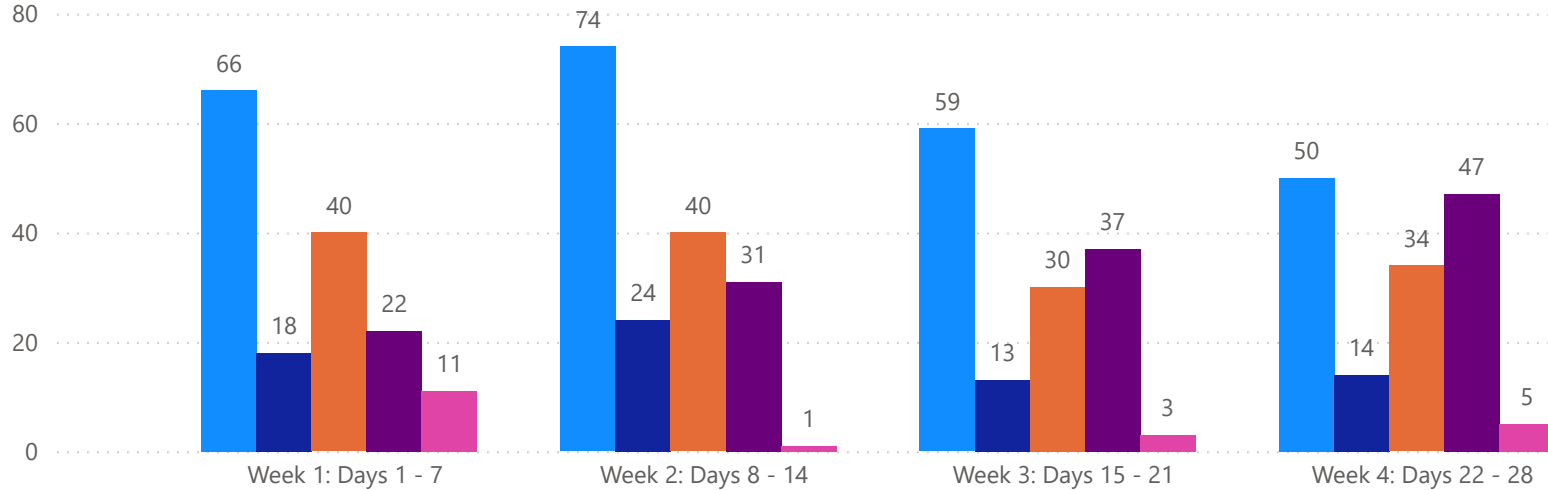


4 WEEK REAL ESTATE MARKET REPORT

MANATEE COUNTY - CONDO

6/10/2026

MLS Status ● Active ● Canceled ● Pending ● Sold ● Temporarily Off-Market



TOTALS

MLS Status	4 Week Total
Active	249
Canceled	69
Pending	144
Sold	137
Temporarily Off-Market	20

DAILY MARKET CHANGE

Category	Sum of Manatee
Back on the Market	2
New Listings	8
Price Decrease	9
Price Increase	1

*Back on Market can be from these sources - Pending, Temp Off Market, Cancelled and Expired Listing)

7 DAY SOLD COMPARISON

Closed Prior Year	Volume	Count
Wednesday, June 10, 2026	\$629,000	3
Tuesday, June 09, 2026	\$1,379,500	4
Monday, June 08, 2026	\$1,594,470	4
Friday, June 05, 2026	\$1,800,000	5
Thursday, June 04, 2026	\$1,316,500	6
Total	\$6,719,470	22

Closed Prior Year	Volume	Count
Monday, June 09, 2025	\$855,000	4
Friday, June 06, 2025	\$1,900,500	7
Thursday, June 05, 2025	\$1,555,000	5
Wednesday, June 04, 2025	\$776,500	3
Tuesday, June 03, 2025	\$1,690,000	5
Total	\$6,777,000	24

