



4 WEEK REAL ESTATE MARKET REPORT

Thursday, June 11, 2026

As of: Friday, June 12, 2026

- 1 Report Breakdown
- 2 Cumulative Tampa Bay Report - Single Family Home
- 3 Cumulative Tampa Bay Report - Condominium
- 4 Pinellas County - Single Family Home
- 5 Pinellas County - Condominium
- 6 Pasco County - Single Family Home
- 7 Pasco County - Condominium
- 8 Hillsborough County - Single Family Home
- 9 Hillsborough County - Condominium
- 10 Sarasota County - Single Family Home
- 11 Sarasota County - Condominium
- 12 Manatee County - Single Family Home
- 13 Manatee County - Condominium

4 WEEK REAL ESTATE MARKET REPORT

REPORT BREAKDOWN

Thursday, June 11, 2026

as of: 6/12/2026

Day 1	Thursday, June 11, 2026
Day 2	Wednesday, June 10, 2026
Day 3	Tuesday, June 9, 2026
Day 4	Monday, June 8, 2026
Day 5	Sunday, June 7, 2026
Day 6	Friday, June 12, 2026
Day 7	Thursday, June 11, 2026
Day 8	Wednesday, June 10, 2026
Day 9	Tuesday, June 9, 2026
Day 10	Monday, June 8, 2026
Day 11	Sunday, June 7, 2026
Day 12	Saturday, June 6, 2026
Day 13	Friday, June 5, 2026
Day 14	Thursday, June 4, 2026
Day 15	Wednesday, June 3, 2026
Day 16	Tuesday, June 2, 2026
Day 17	Monday, June 1, 2026
Day 18	Sunday, May 31, 2026
Day 19	Saturday, May 30, 2026
Day 20	Friday, May 29, 2026
Day 21	Thursday, May 28, 2026
Day 22	Wednesday, May 27, 2026
Day 23	Tuesday, May 26, 2026
Day 24	Monday, May 25, 2026
Day 25	Sunday, May 24, 2026
Day 26	Saturday, May 23, 2026
Day 27	Friday, May 22, 2026
Day 28	Thursday, May 21, 2026

REPORT BREAKDOWN

GRAPH:

Active - Newly listed during the date range

Pending - Status changed to 'pending' during the date range

Sold - Closed during the date range

Canceled - Canceled during the date range

Temp off Market - Status changed to 'temp' off market' during the date range

The date ranges are not cumulative.

Day 1: Thursday, June 11, 2026

Day 28: Thursday, May 21, 2026

TOTALS:

4 Weeks: The summation of each date range (Day 1 - Day 28)

Market Changes

Day 1's New Listings, Price Increase, Price Decreases and Back on Market

Manatee County - Single Family Home

7 Day Sold Comparison

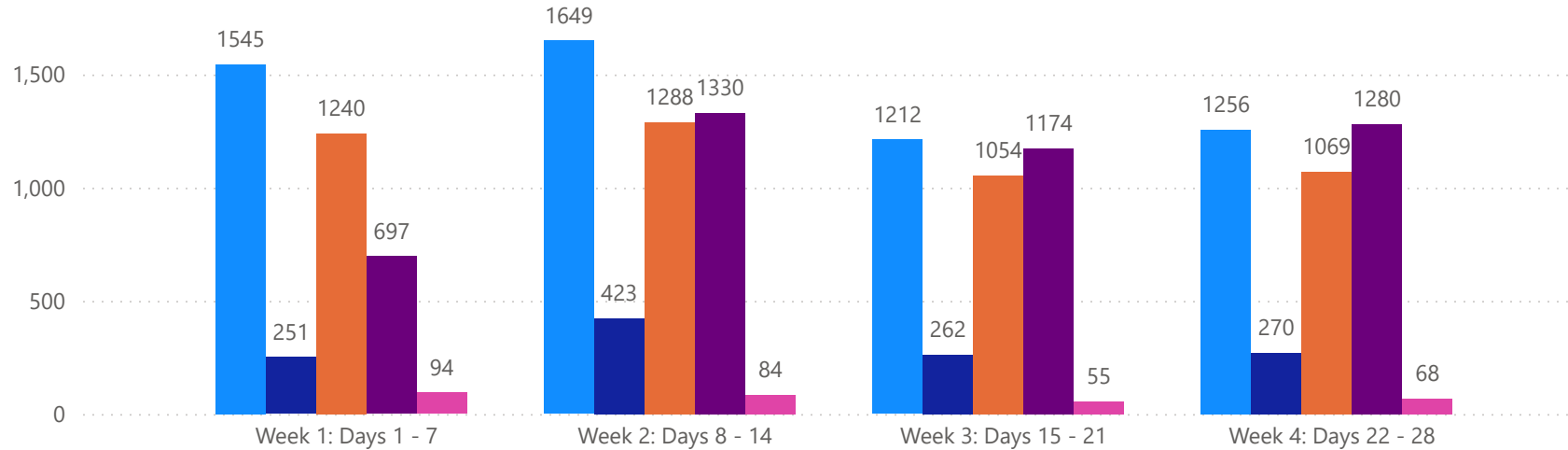
Compares the sold amount and volume in the last 7 days against the same timeframe in the prior year and days 8 - days 14.

4 WEEK REAL ESTATE MARKET REPORT

TAMPA BAY - SINGLE FAMILY HOME

6/11/2026

MLS Status ● Active ● Canceled ● Pending ● Sold ● Temporarily Off-Market



All data is current as of today, though some MLS statuses may have changed from prior days.

TOTALS


MLS Status	4 Week Total
Active	5662
Canceled	1206
Pending	4651
Sold	4481
Temporarily Off-Market	301

DAILY MARKET CHANGE

Category	Sum of Total	
Back on the Market	22	*Back on Market can be from these sources - Pending, Temp Off Market, Cancelled and Expired Listing)
New Listings	57	
Price Decrease	108	
Price Increase	8	

7 DAY SOLD COMPARISON

Closed Prior Year	Volume	Count	Closed Prior Year	Volume	Count
Wednesday, June 10, 2026	\$83,545,123	102	Tuesday, June 10, 2025	\$103,397,957	187
Tuesday, June 09, 2026	\$74,342,409	111	Monday, June 09, 2025	\$122,408,523	184
Monday, June 08, 2026	\$128,170,382	178	Sunday, June 08, 2025	\$567,000	2
Saturday, June 06, 2026	\$3,111,970	8	Saturday, June 07, 2025	\$3,011,579	4
Friday, June 05, 2026	\$159,707,931	298	Friday, June 06, 2025	\$167,939,944	300
Total	\$448,877,815	697	Thursday, June 05, 2025	\$79,788,732	153
			Wednesday, June 04, 2025	\$90,008,076	159
			Total	\$567,121,811	989

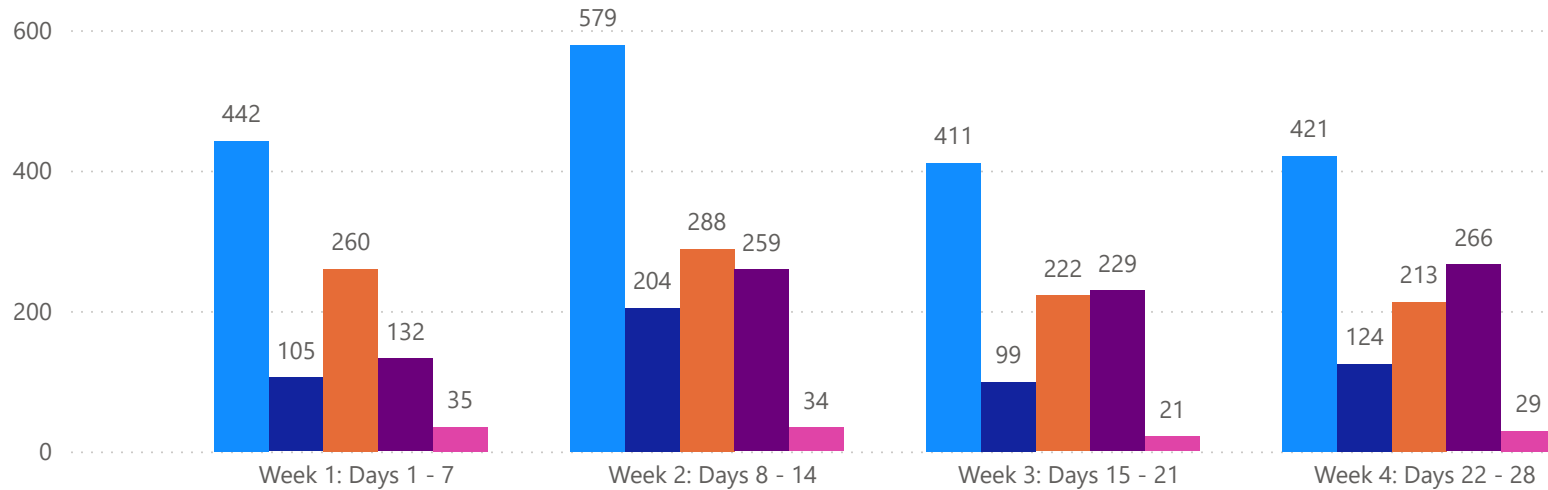


4 WEEK REAL ESTATE MARKET REPORT

TAMPA BAY - CONDO

6/11/2026

MLSStatus ● Active ● Canceled ● Pending ● Sold ● Temporarily Off-Market



All data is current as of today, though some MLS statuses may have changed from prior days.

TOTALS

MLS Status	4 Week Total
Active	1853
Canceled	532
Pending	983
Sold	886
Temporarily Off-Market	119

DAILY MARKET CHANGE

Category	Sum of Total	
Back on the Market	3	*Back on Market can be from these sources - Pending, Temp Off Market, Cancelled and Expired Listing)
New Listings	28	
Price Decrease	40	
Price Increase	1	

7 DAY SOLD COMPARISON

Closed Prior Year	Volume	Count	Closed Prior Year	Volume	Count
Wednesday, June 10, 2026	\$13,939,850	23	Tuesday, June 10, 2025	\$13,281,900	41
Tuesday, June 09, 2026	\$6,020,800	22	Monday, June 09, 2025	\$6,564,400	24
Monday, June 08, 2026	\$14,373,470	23	Sunday, June 08, 2025	\$190,000	1
Saturday, June 06, 2026	\$740,000	2	Saturday, June 07, 2025	\$2,270,000	4
Friday, June 05, 2026	\$27,347,241	62	Friday, June 06, 2025	\$16,729,400	57
Total	\$62,421,361	132	Thursday, June 05, 2025	\$13,761,500	35
			Wednesday, June 04, 2025	\$9,685,750	23
			Total	\$62,482,950	185

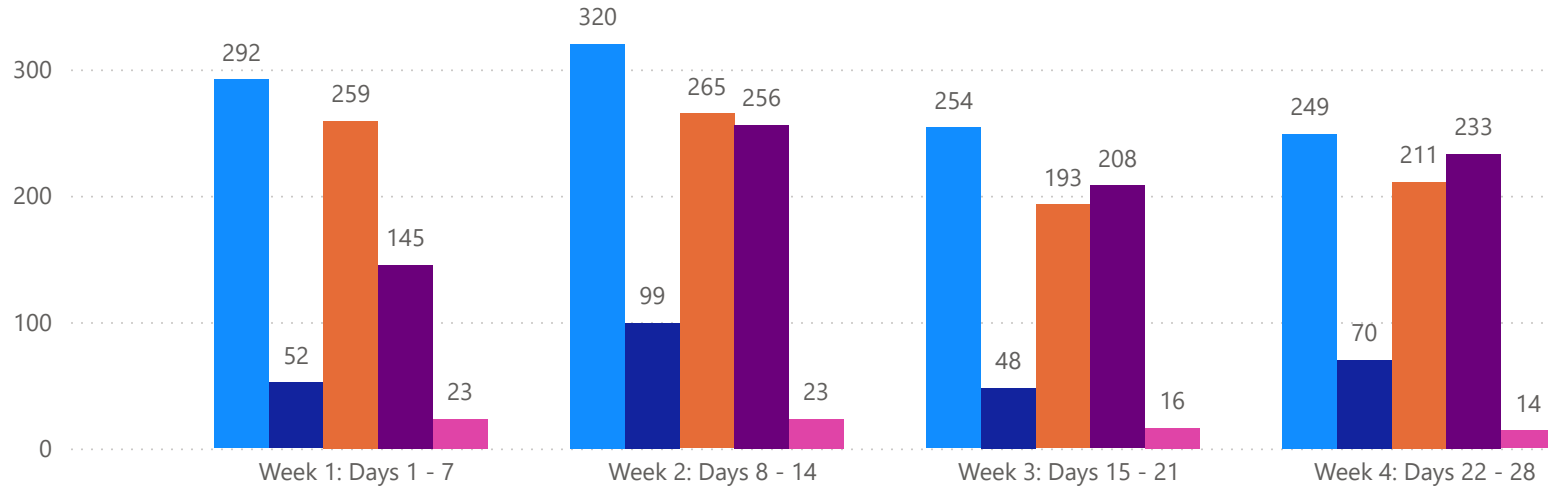


4 WEEK REAL ESTATE MARKET REPORT

PINELLAS COUNTY - SINGLE FAMILY HOME

6/11/2026

MLS Status ● Active ● Canceled ● Pending ● Sold ● Temporarily Off-Market



All data is current as of today, though some MLS statuses may have changed from prior days.

TOTALS

MLS Status	4 Week Total
Active	1115
Canceled	269
Pending	928
Sold	842
Temporarily Off-Market	76

DAILY MARKET CHANGE

Category	Sum of Pinellas
Back on the Market	10
New Listings	62
Price Decrease	87
Price Increase	4

*Back on Market can be from these sources - Pending, Temp Off Market, Cancelled and Expired Listing)

7 DAY SOLD COMPARISON

Closed Prior Year	Volume	Count	Closed Prior Year	Volume	Count
Wednesday, June 10, 2026	\$16,989,400	19	Tuesday, June 10, 2025	\$19,870,215	35
Tuesday, June 09, 2026	\$16,392,660	22	Monday, June 09, 2025	\$32,320,625	48
Monday, June 08, 2026	\$27,528,550	37	Friday, June 06, 2025	\$41,318,635	72
Friday, June 05, 2026	\$39,156,900	67	Thursday, June 05, 2025	\$14,777,844	24
Total	\$100,067,510	145	Wednesday, June 04, 2025	\$16,999,800	34
			Total	\$125,287,119	213

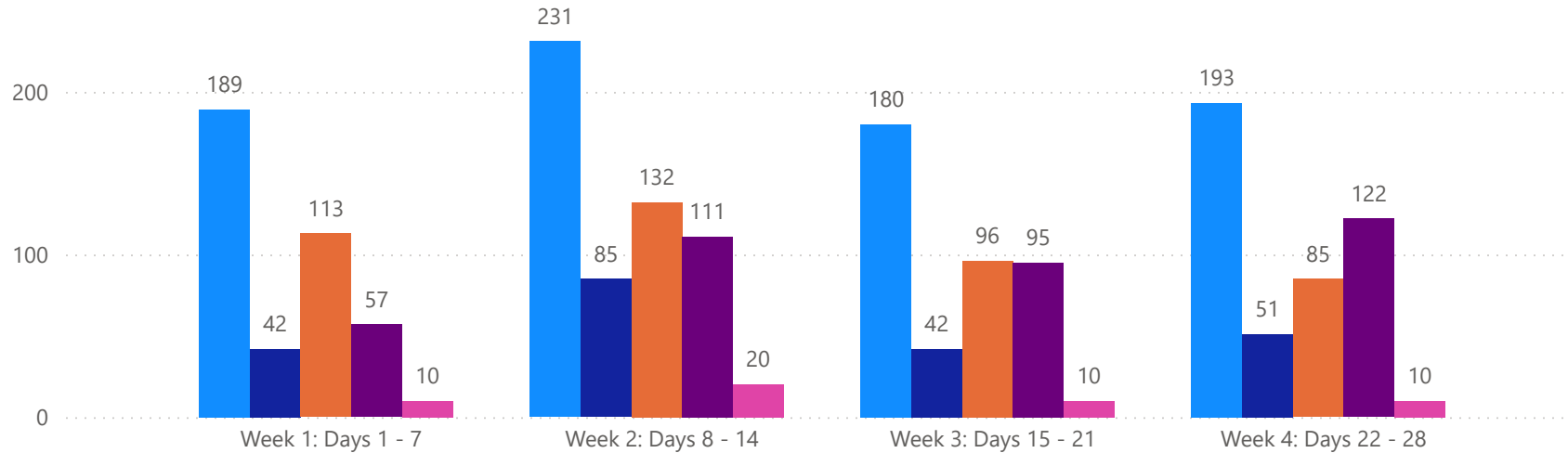


4 WEEK REAL ESTATE MARKET REPORT

PINELLAS COUNTY - CONDO

6/11/2026

MLS Status ● Active ● Canceled ● Pending ● Sold ● Temporarily Off-Market



All data is current as of today, though some MLS statuses may have changed from prior days.

TOTALS

MLS Status	4 Week Total
Active	793
Canceled	220
Pending	426
Sold	385
Temporarily Off-Market	50

DAILY MARKET CHANGE

Category	Sum of Pinellas
Back on the Market	8
New Listings	29
Price Decrease	53
Price Increase	2

*Back on Market can be from these sources - Pending, Temp Off Market, Cancelled and Expired Listing)

7 DAY SOLD COMPARISON

Closed Prior Year	Volume	Count	Closed Prior Year	Volume	Count
Wednesday, June 10, 2026	\$4,291,000	7	Tuesday, June 10, 2025	\$7,970,600	24
Tuesday, June 09, 2026	\$1,172,400	7	Monday, June 09, 2025	\$2,606,400	9
Monday, June 08, 2026	\$3,552,000	8	Saturday, June 07, 2025	\$1,095,000	2
Saturday, June 06, 2026	\$740,000	2	Friday, June 06, 2025	\$6,493,400	26
Friday, June 05, 2026	\$7,864,000	33	Thursday, June 05, 2025	\$7,438,000	16
Total	\$17,619,400	57	Wednesday, June 04, 2025	\$3,453,500	8
			Total	\$29,056,900	85

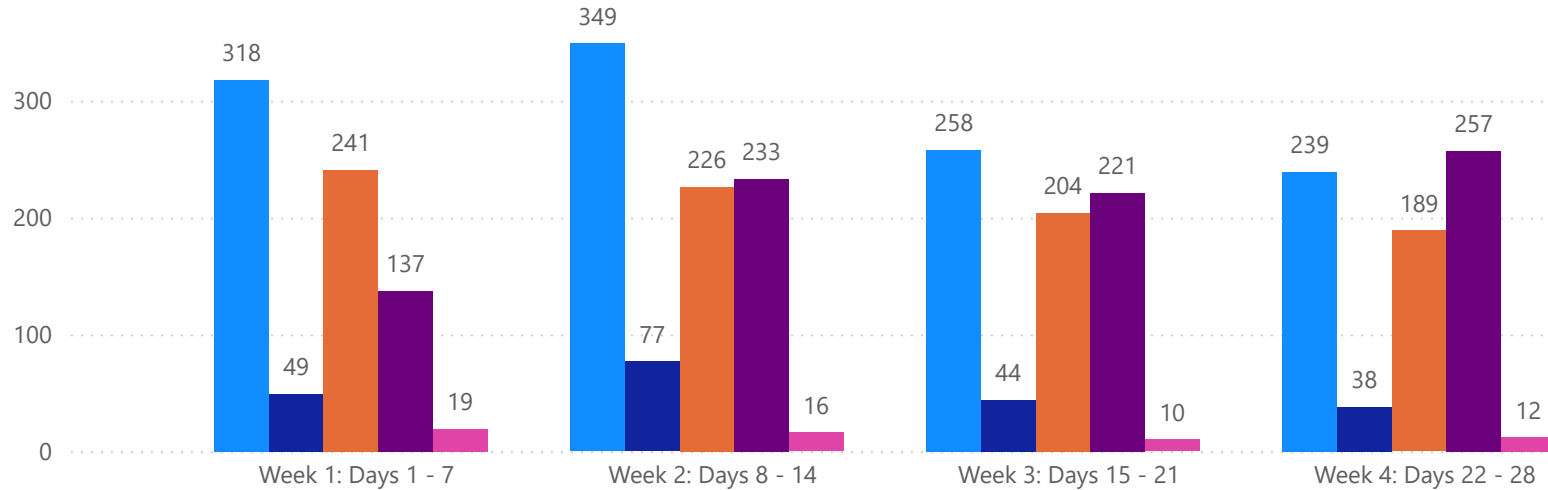


4 WEEK REAL ESTATE MARKET REPORT

PASCO COUNTY - SINGLE FAMILY HOME

6/11/2026

MLS Status ● Active ● Canceled ● Pending ● Sold ● Temporarily Off-Market



All data is current as of today, though some MLS statuses may have changed from prior days.

TOTALS

MLS Status	4 Week Total
Active	1164
Canceled	208
Pending	860
Sold	848
Temporarily Off-Market	57

DAILY MARKET CHANGE

Category	Sum of Pasco
Back on the Market	8
New Listings	78
Price Decrease	119
Price Increase	16

*Back on Market can be from these sources - Pending, Temp Off Market, Cancelled and Expired Listing)

7 DAY SOLD COMPARISON

Closed Prior Year	Volume	Count	Closed Prior Year	Volume	Count
Wednesday, June 10, 2026	\$10,205,115	18	Tuesday, June 10, 2025	\$14,548,893	39
Tuesday, June 09, 2026	\$7,411,400	17	Monday, June 09, 2025	\$18,453,230	40
Monday, June 08, 2026	\$15,594,432	32	Sunday, June 08, 2025	\$310,000	1
Saturday, June 06, 2026	\$1,489,980	4	Saturday, June 07, 2025	\$351,879	1
Friday, June 05, 2026	\$27,390,043	66	Friday, June 06, 2025	\$22,581,971	53
Total	\$62,090,970	137	Thursday, June 05, 2025	\$20,320,848	45
			Wednesday, June 04, 2025	\$16,926,787	41
			Total	\$93,493,608	220

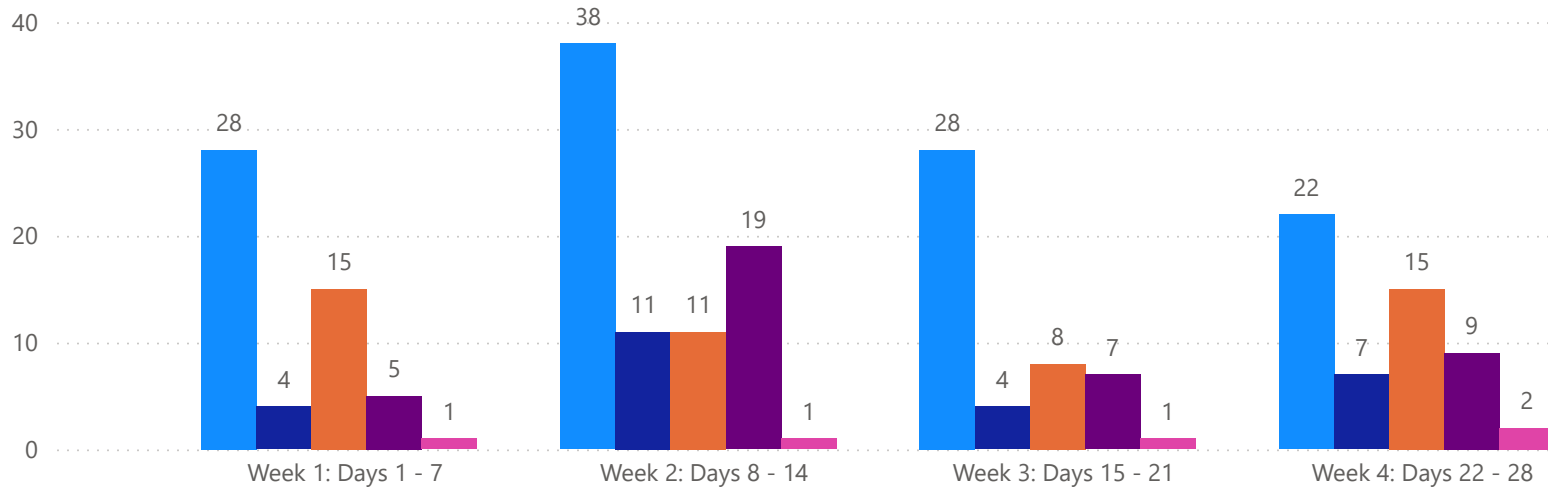


4 WEEK REAL ESTATE MARKET REPORT

PASCO COUNTY - CONDO

6/11/2026

MLS Status ● Active ● Canceled ● Pending ● Sold ● Temporarily Off-Market



All data is current as of today, though some MLS statuses may have changed from prior days.

TOTALS

MLS Status	4 Week Total
Active	116
Canceled	26
Pending	49
Sold	40
Temporarily Off-Market	5

DAILY MARKET CHANGE

Category	Sum of Pasco
Back on the Market	0
New Listings	4
Price Decrease	6
Price Increase	0

*Back on Market can be from these sources - Pending, Temp Off Market, Cancelled and Expired Listing)

7 DAY SOLD COMPARISON

Closed Prior Year	Volume	Count
Wednesday, June 10, 2026	\$415,000	2
Tuesday, June 09, 2026	\$75,000	1
Friday, June 05, 2026	\$145,000	2
Total	\$635,000	5

Closed Prior Year	Volume	Count
Tuesday, June 10, 2025	\$285,500	2
Monday, June 09, 2025	\$334,000	2
Friday, June 06, 2025	\$192,500	1
Thursday, June 05, 2025	\$113,000	2
Wednesday, June 04, 2025	\$151,000	1
Total	\$1,076,000	8

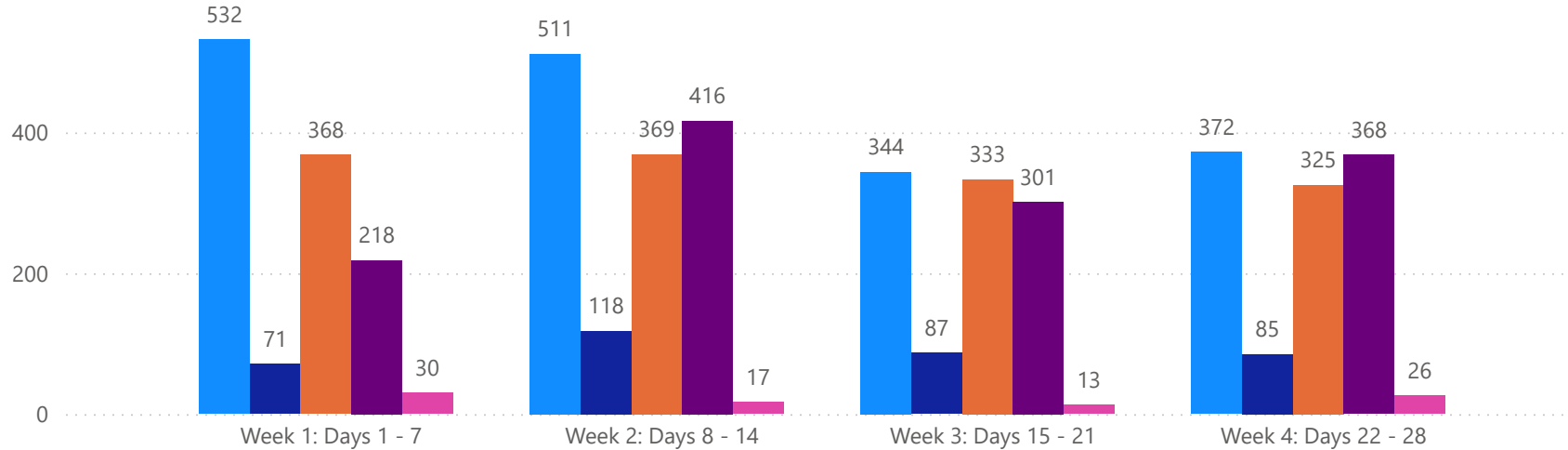


4 WEEK REAL ESTATE MARKET REPORT

HILLSBOROUGH COUNTY - SINGLE FAMILY HOME

6/11/2026

MLS Status ● Active ● Canceled ● Pending ● Sold ● Temporarily Off-Market



All data is current as of today, though some MLS statuses may have changed from prior days.

TOTALS

MLS Status	4 Week Total
Active	1759
Canceled	361
Pending	1395
Sold	1303
Temporarily Off-Market	86

DAILY MARKET CHANGE

Category	Sum of Hillsborough	*Back on Market can be from these sources - Pending, Temp Off Market, Cancelled and Expired Listing)
Back on the Market	15	
New Listings	90	
Price Decrease	119	
Price Increase	6	

7 DAY SOLD COMPARISON

Closed Prior Year	Volume	Count	Closed Prior Year	Volume	Count
Wednesday, June 10, 2026	\$20,893,509	33	Tuesday, June 10, 2025	\$37,828,854	62
Tuesday, June 09, 2026	\$21,772,749	40	Monday, June 09, 2025	\$32,973,004	49
Monday, June 08, 2026	\$45,417,312	56	Saturday, June 07, 2025	\$430,000	1
Saturday, June 06, 2026	\$1,086,990	2	Friday, June 06, 2025	\$62,626,725	100
Friday, June 05, 2026	\$47,031,220	87	Thursday, June 05, 2025	\$24,179,995	52
Total	\$136,201,780	218	Wednesday, June 04, 2025	\$23,584,300	47
			Total	\$181,622,878	311

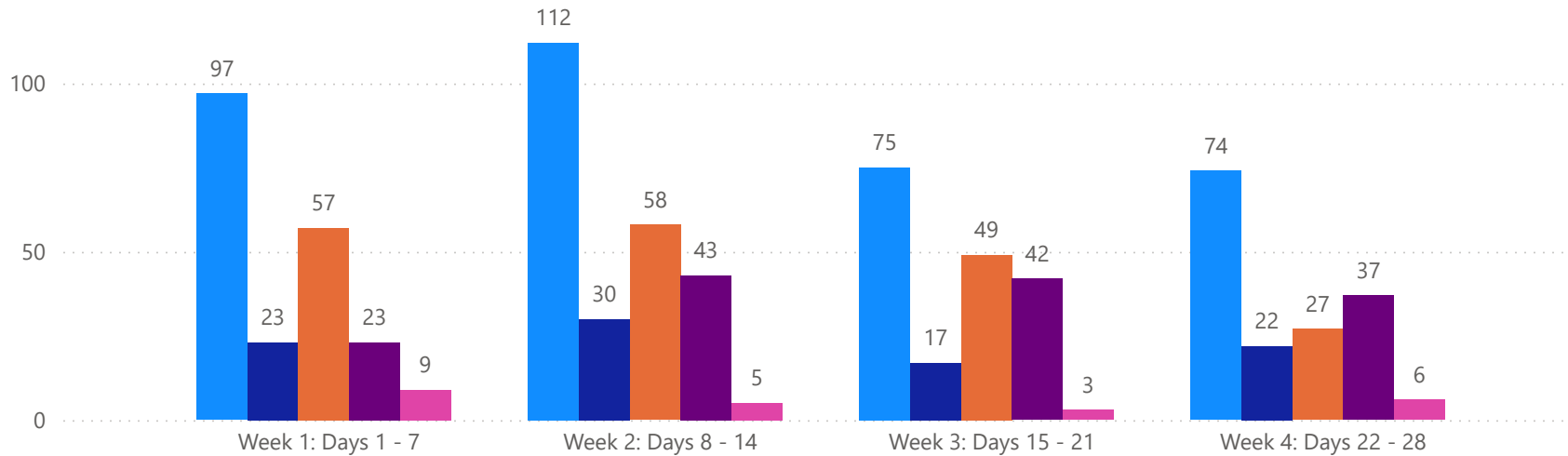


4 WEEK REAL ESTATE MARKET REPORT

HILLSBOROUGH COUNTY - CONDO

6/11/2026

MLS Status ● Active ● Canceled ● Pending ● Sold ● Temporarily Off-Market



All data is current as of today, though some MLS statuses may have changed from prior days.

TOTALS

MLS Status	4 Week Total
Active	358
Canceled	92
Pending	191
Sold	145
Temporarily Off-Market	23

DAILY MARKET CHANGE

Category	Sum of Hillsborough	*Back on Market can be from these sources - Pending, Temp Off Market, Cancelled and Expired Listing)
Back on the Market	4	
New Listings	8	
Price Decrease	14	
Price Increase	1	

7 DAY SOLD COMPARISON

Closed Prior Year	Volume	Count
Wednesday, June 10, 2026	\$984,850	4
Tuesday, June 09, 2026	\$1,443,500	5
Monday, June 08, 2026	\$602,000	3
Friday, June 05, 2026	\$5,646,500	11
Total	\$8,676,850	23

Closed Prior Year	Volume	Count
Tuesday, June 10, 2025	\$1,605,000	4
Monday, June 09, 2025	\$2,074,000	6
Saturday, June 07, 2025	\$1,175,000	2
Friday, June 06, 2025	\$2,536,000	9
Thursday, June 05, 2025	\$1,413,000	6
Wednesday, June 04, 2025	\$4,089,250	7
Total	\$12,892,250	34

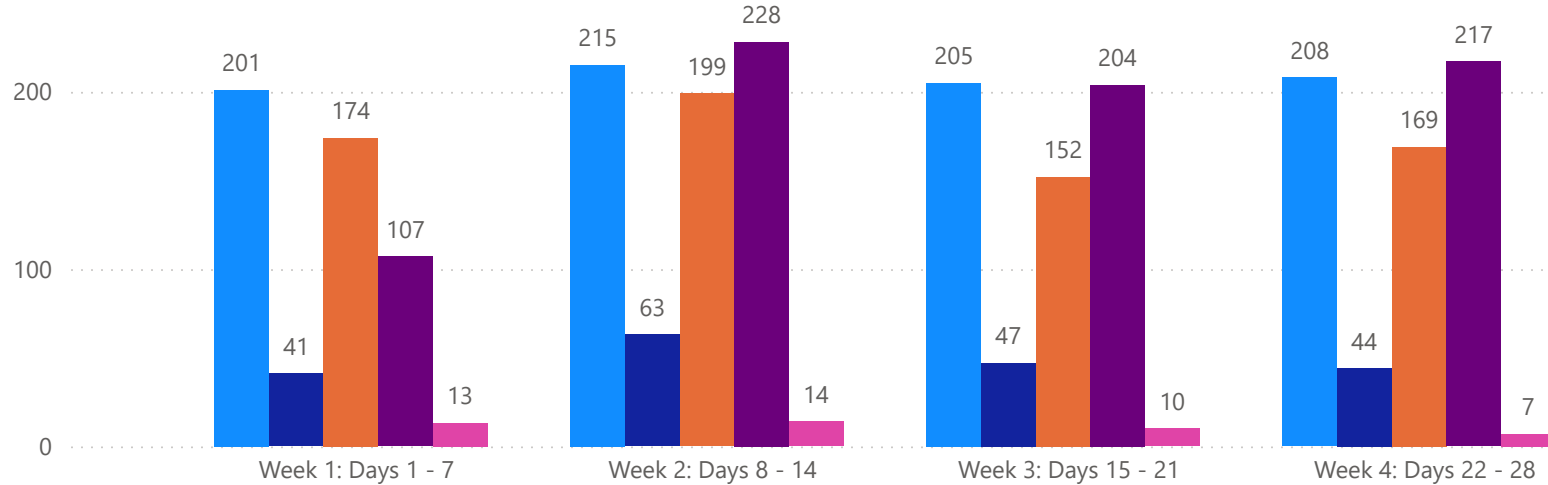


4 WEEK REAL ESTATE MARKET REPORT

SARASOTA COUNTY - SINGLE FAMILY HOME

6/11/2026

MLS Status ● Active ● Canceled ● Pending ● Sold ● Temporarily Off-Market



All data is current as of today, though some MLS statuses may have changed from prior days.

TOTALS

MLS Status	4 Week Total
Active	829
Canceled	195
Pending	694
Sold	756
Temporarily Off-Market	44

DAILY MARKET CHANGE

Category	Sum of Sarasota
Back on the Market	9
New Listings	42
Price Decrease	47
Price Increase	1

*Back on Market can be from these sources - Pending, Temp Off Market, Cancelled and Expired Listing)

7 DAY SOLD COMPARISON

Closed Prior Year	Volume	Count	Closed Prior Year	Volume	Count
Wednesday, June 10, 2026	\$27,124,299	19	Tuesday, June 10, 2025	\$19,559,901	30
Tuesday, June 09, 2026	\$14,949,600	16	Monday, June 09, 2025	\$23,630,399	23
Monday, June 08, 2026	\$20,053,253	24	Sunday, June 08, 2025	\$257,000	1
Saturday, June 06, 2026	\$170,000	1	Saturday, June 07, 2025	\$2,229,700	2
Friday, June 05, 2026	\$26,270,399	47	Friday, June 06, 2025	\$23,648,113	40
Total	\$88,567,551	107	Thursday, June 05, 2025	\$13,323,775	19
			Wednesday, June 04, 2025	\$14,149,722	24
			Total	\$96,798,610	139

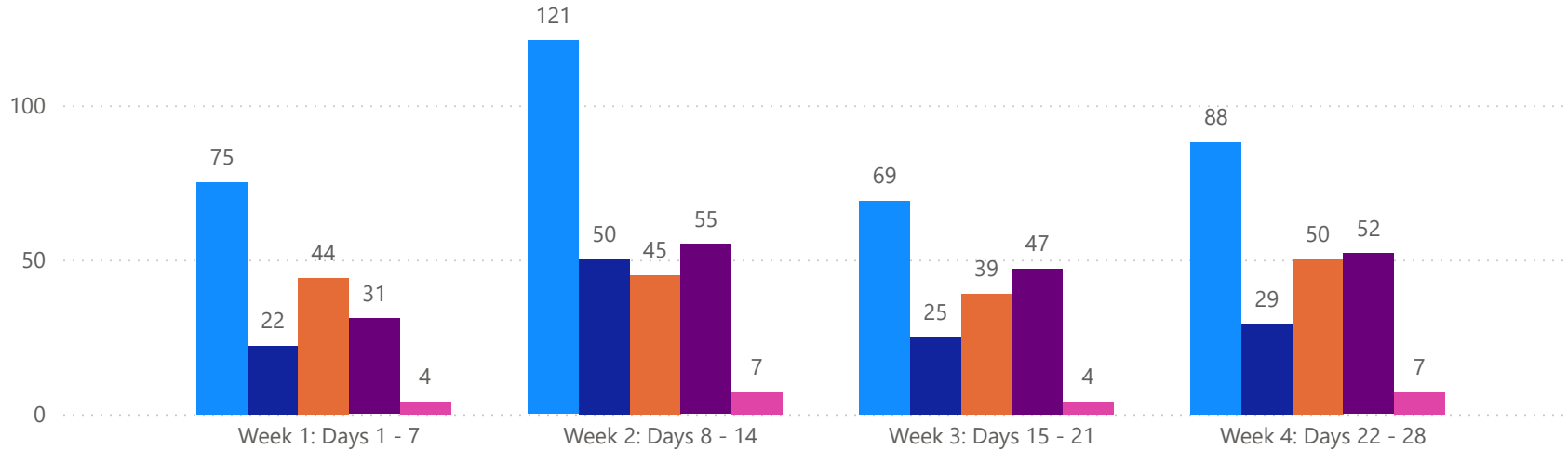


4 WEEK REAL ESTATE MARKET REPORT

SARASOTA COUNTY - CONDO

6/11/2026

MLS Status ● Active ● Canceled ● Pending ● Sold ● Temporarily Off-Market



All data is current as of today, though some MLS statuses may have changed from prior days.

TOTALS

MLS Status	4 Week Total
Active	353
Canceled	126
Pending	178
Sold	185
Temporarily Off-Market	22

DAILY MARKET CHANGE

Category	Sum of Sarasota
Back on the Market	3
New Listings	12
Price Decrease	9
Price Increase	6

*Back on Market can be from these sources - Pending, Temp Off Market, Cancelled and Expired Listing)

7 DAY SOLD COMPARISON

Closed Prior Year	Volume	Count
Wednesday, June 10, 2026	\$7,620,000	7
Tuesday, June 09, 2026	\$1,950,400	5
Monday, June 08, 2026	\$8,625,000	8
Friday, June 05, 2026	\$11,891,741	11
Total	\$30,087,141	31

Closed Prior Year	Volume	Count
Tuesday, June 10, 2025	\$2,173,000	5
Monday, June 09, 2025	\$695,000	3
Sunday, June 08, 2025	\$190,000	1
Friday, June 06, 2025	\$5,607,000	14
Thursday, June 05, 2025	\$3,242,500	6
Wednesday, June 04, 2025	\$1,215,500	4
Total	\$13,123,000	33

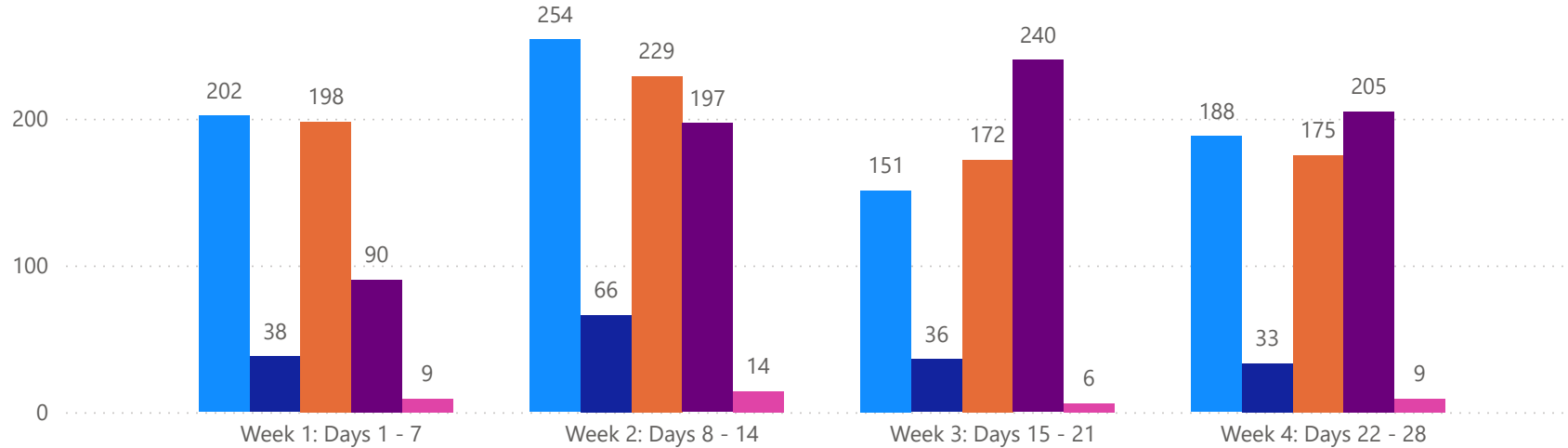


4 WEEK REAL ESTATE MARKET REPORT

MANATEE COUNTY - SINGLE FAMILY HOME

6/11/2026

MLS Status ● Active ● Canceled ● Pending ● Sold ● Temporarily Off-Market



All data is current as of today, though some MLS statuses may have changed from prior days.

TOTALS

MLS Status	4 Week Total
Active	795
Canceled	173
Pending	774
Sold	732
Temporarily Off-Market	38

DAILY MARKET CHANGE

Category	Sum of Manatee
Back on the Market	3
New Listings	60
Price Decrease	37
Price Increase	6

*Back on Market can be from these sources - Pending, Temp Off Market, Cancelled and Expired Listing)

7 DAY SOLD COMPARISON

Closed Prior Year	Volume	Count	Closed Prior Year	Volume	Count
Wednesday, June 10, 2026	\$8,332,800	13	Tuesday, June 10, 2025	\$11,590,094	21
Tuesday, June 09, 2026	\$13,816,000	16	Monday, June 09, 2025	\$15,031,265	24
Monday, June 08, 2026	\$19,576,835	29	Friday, June 06, 2025	\$17,764,500	35
Saturday, June 06, 2026	\$365,000	1	Thursday, June 05, 2025	\$7,186,270	13
Friday, June 05, 2026	\$19,859,369	31	Wednesday, June 04, 2025	\$18,347,467	13
Total	\$61,950,004	90	Total	\$69,919,596	106

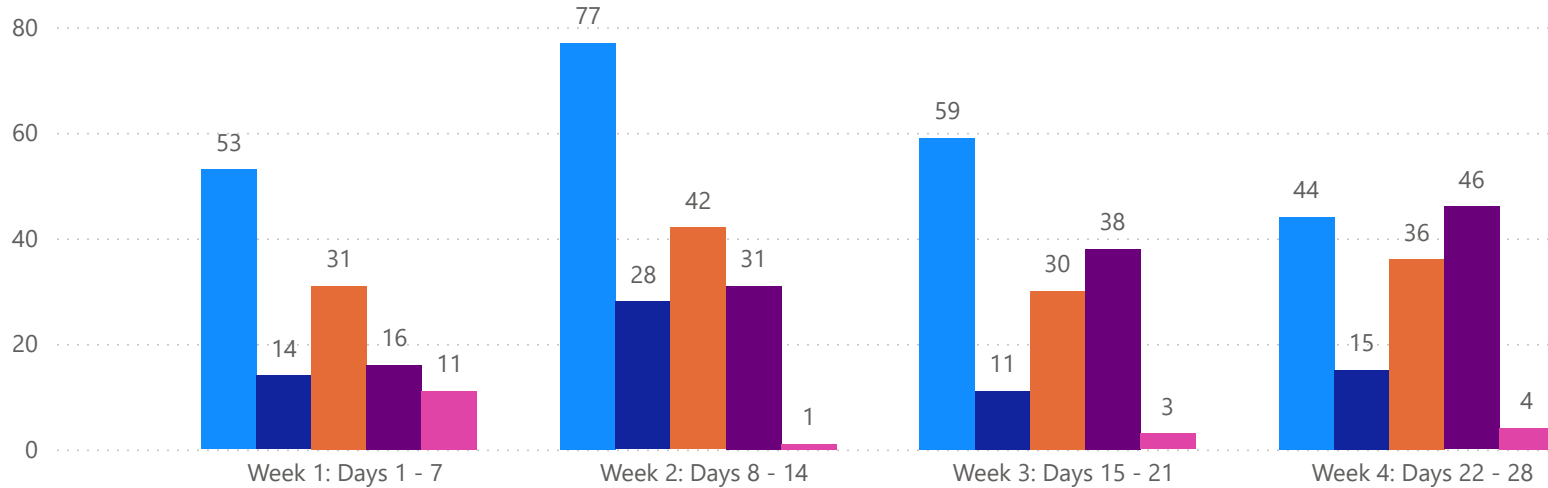


4 WEEK REAL ESTATE MARKET REPORT

MANATEE COUNTY - CONDO

6/11/2026

MLS Status ● Active ● Canceled ● Pending ● Sold ● Temporarily Off-Market



TOTALS

MLS Status	4 Week Total
Active	233
Canceled	68
Pending	139
Sold	131
Temporarily Off-Market	19

DAILY MARKET CHANGE

Category	Sum of Manatee
Back on the Market	1
New Listings	6
Price Decrease	6
Price Increase	1

*Back on Market can be from these sources - Pending, Temp Off Market, Cancelled and Expired Listing)

7 DAY SOLD COMPARISON

Closed Prior Year	Volume	Count
Wednesday, June 10, 2026	\$629,000	3
Tuesday, June 09, 2026	\$1,379,500	4
Monday, June 08, 2026	\$1,594,470	4
Friday, June 05, 2026	\$1,800,000	5
Total	\$5,402,970	16

Closed Prior Year	Volume	Count
Tuesday, June 10, 2025	\$1,247,800	6
Monday, June 09, 2025	\$855,000	4
Friday, June 06, 2025	\$1,900,500	7
Thursday, June 05, 2025	\$1,555,000	5
Wednesday, June 04, 2025	\$776,500	3
Total	\$6,334,800	25

