



4 WEEK REAL ESTATE MARKET REPORT

Sunday, June 14, 2026

As of: Monday, June 15, 2026

- 1 Report Breakdown
- 2 Cumulative Tampa Bay Report - Single Family Home
- 3 Cumulative Tampa Bay Report - Condominium
- 4 Pinellas County - Single Family Home
- 5 Pinellas County - Condominium
- 6 Pasco County - Single Family Home
- 7 Pasco County - Condominium
- 8 Hillsborough County - Single Family Home
- 9 Hillsborough County - Condominium
- 10 Sarasota County - Single Family Home
- 11 Sarasota County - Condominium
- 12 Manatee County - Single Family Home
- 13 Manatee County - Condominium

4 WEEK REAL ESTATE MARKET REPORT

REPORT BREAKDOWN

Sunday, June 14, 2026

as of: 6/15/2026

Day 1	Sunday, June 14, 2026
Day 2	Saturday, June 13, 2026
Day 3	Friday, June 12, 2026
Day 4	Thursday, June 11, 2026
Day 5	Wednesday, June 10, 2026
Day 6	Monday, June 15, 2026
Day 7	Sunday, June 14, 2026
Day 8	Saturday, June 13, 2026
Day 9	Friday, June 12, 2026
Day 10	Thursday, June 11, 2026
Day 11	Wednesday, June 10, 2026
Day 12	Tuesday, June 9, 2026
Day 13	Monday, June 8, 2026
Day 14	Sunday, June 7, 2026
Day 15	Saturday, June 6, 2026
Day 16	Friday, June 5, 2026
Day 17	Thursday, June 4, 2026
Day 18	Wednesday, June 3, 2026
Day 19	Tuesday, June 2, 2026
Day 20	Monday, June 1, 2026
Day 21	Sunday, May 31, 2026
Day 22	Saturday, May 30, 2026
Day 23	Friday, May 29, 2026
Day 24	Thursday, May 28, 2026
Day 25	Wednesday, May 27, 2026
Day 26	Tuesday, May 26, 2026
Day 27	Monday, May 25, 2026
Day 28	Sunday, May 24, 2026

REPORT BREAKDOWN

GRAPH:

Active - Newly listed during the date range

Pending - Status changed to 'pending' during the date range

Sold - Closed during the date range

Canceled - Canceled during the date range

Temp off Market - Status changed to 'temp' off market' during the date range

The date ranges are not cumulative.

Day 1: Sunday, June 14, 2026

Day 28: Sunday, May 24, 2026

TOTALS:

4 Weeks: The summation of each date range (Day 1 - Day 28)

Market Changes

Day 1's New Listings, Price Increase, Price Decreases and Back on Market

Manatee County - Single Family Home

7 Day Sold Comparison

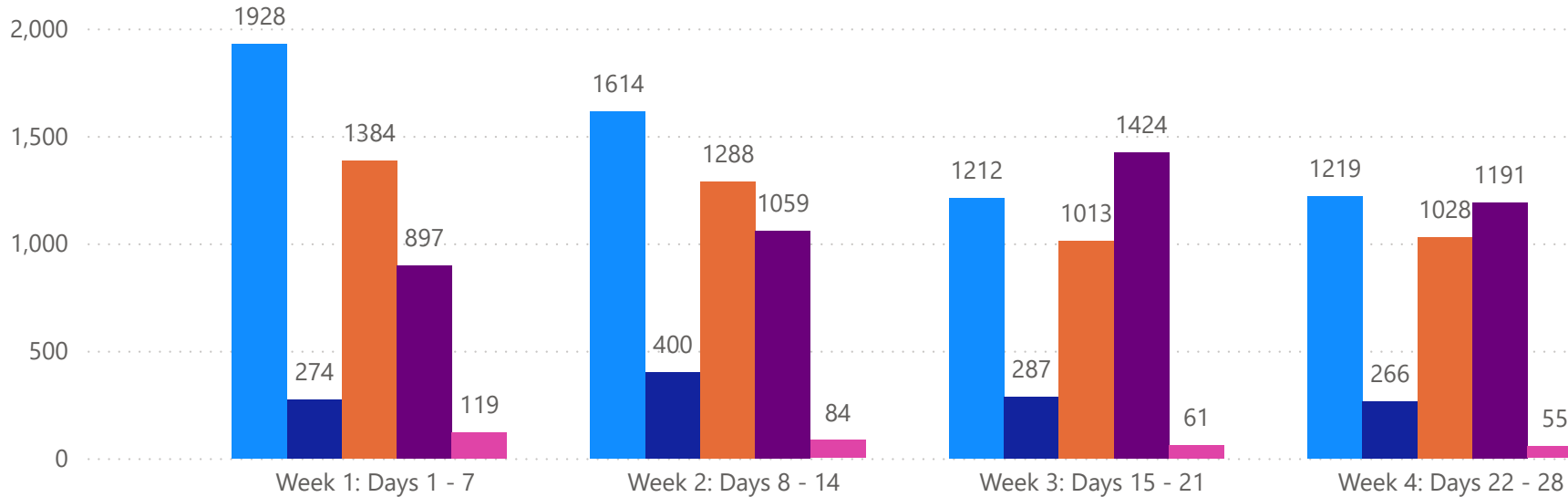
Compares the sold amount and volume in the last 7 days against the same timeframe in the prior year and days 8 - days 14.

4 WEEK REAL ESTATE MARKET REPORT

TAMPA BAY - SINGLE FAMILY HOME

6/14/2026

MlsStatus ● Active ● Canceled ● Pending ● Sold ● Temporarily Off-Market



All data is current as of today, though some MLS statuses may have changed from prior days.

TOTALS

MLS Status	4 Week Total
Active	5973
Canceled	1227
Pending	4713
Sold	4571
Temporarily Off-Market	319

DAILY MARKET CHANGE

Category	Sum of Total	
Back on the Market	22	*Back on these sou
New Listings	57	Off Marke
Price Decrease	108	Expired Li
Price Increase	8	

7 DAY SOLD COMPARISON

Closed Prior Year	Volume	Count	Closed Prior Year	Volume	Count
Sunday, June 14, 2026	\$1,650,000	1	Friday, June 13, 2025	\$148,341,307	273
Friday, June 12, 2026	\$131,840,356	215	Thursday, June 12, 2025	\$106,683,096	217
Thursday, June 11, 2026	\$105,371,275	182	Wednesday, June 11, 2025	\$77,737,018	131
Wednesday, June 10, 2026	\$123,616,891	181	Tuesday, June 10, 2025	\$103,397,957	187
Tuesday, June 09, 2026	\$81,989,408	131	Monday, June 09, 2025	\$122,408,523	184
Monday, June 08, 2026	\$131,670,000	187	Sunday, June 08, 2025	\$567,000	2

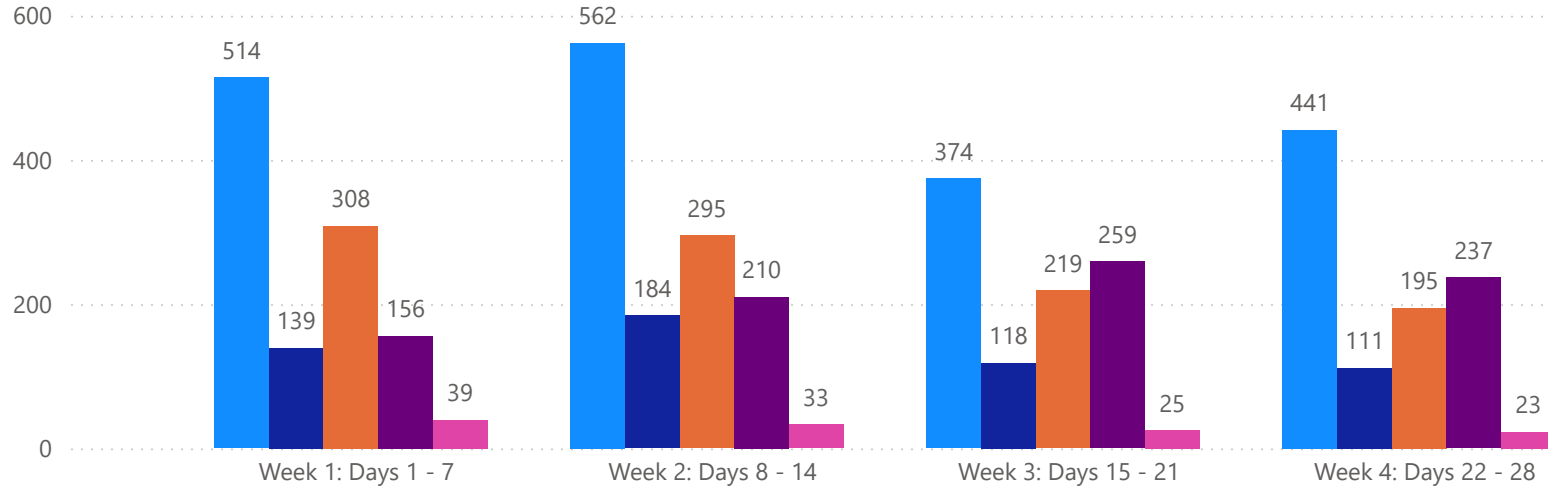


4 WEEK REAL ESTATE MARKET REPORT

TAMPA BAY - CONDO

6/14/2026

MLS Status ● Active ● Canceled ● Pending ● Sold ● Temporarily Off-Market



All data is current as of today, though some MLS statuses may have changed from prior days.

TOTALS

MLS Status	4 Week Total
Active	1891
Canceled	552
Pending	1017
Sold	862
Temporarily Off-Market	120

DAILY MARKET CHANGE

Category	Sum of Total
Back on the Market	3
New Listings	28
Price Decrease	40
Price Increase	1

*Back on Market can be from these sources - Pending, Temp Off Market, Cancelled and Expired Listing)

7 DAY SOLD COMPARISON

Closed Prior Year	Volume	Count	Closed Prior Year	Volume	Count
Friday, June 12, 2026	\$23,189,100	45	Friday, June 13, 2025	\$20,684,277	52
Thursday, June 11, 2026	\$14,819,592	28	Thursday, June 12, 2025	\$14,064,900	27
Wednesday, June 10, 2026	\$15,903,850	31	Wednesday, June 11, 2025	\$6,897,500	21
Tuesday, June 09, 2026	\$7,592,800	25	Tuesday, June 10, 2025	\$13,281,900	41
Monday, June 08, 2026	\$15,455,470	27	Monday, June 09, 2025	\$6,564,400	24
Total	\$76,960,812	156	Sunday, June 08, 2025	\$190,000	1
			Saturday, June 07, 2025	\$2,270,000	4
			Total	\$63,952,977	170

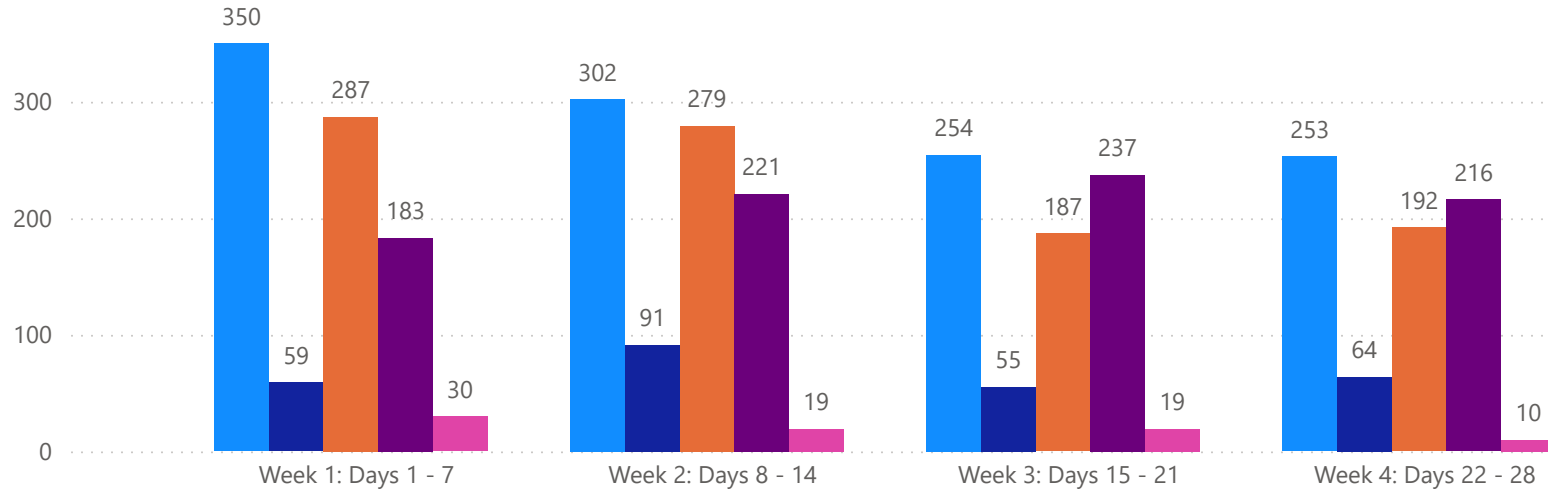


4 WEEK REAL ESTATE MARKET REPORT

PINELLAS COUNTY - SINGLE FAMILY HOME

6/14/2026

MLS Status ● Active ● Canceled ● Pending ● Sold ● Temporarily Off-Market



All data is current as of today, though some MLS statuses may have changed from prior days.

TOTALS

MLS Status	4 Week Total
Active	1159
Canceled	269
Pending	945
Sold	857
Temporarily Off-Market	78

DAILY MARKET CHANGE

Category	Sum of Pinellas
Back on the Market	5
New Listings	11
Price Decrease	22
Price Increase	3

*Back on Market can be from these sources - Pending, Temp Off Market, Cancelled and Expired Listing)

7 DAY SOLD COMPARISON

Closed Prior Year	Volume	Count	Closed Prior Year	Volume	Count
Friday, June 12, 2026	\$28,912,200	46	Friday, June 13, 2025	\$30,000,582	55
Thursday, June 11, 2026	\$21,856,800	36	Thursday, June 12, 2025	\$19,189,302	39
Wednesday, June 10, 2026	\$28,466,300	36	Wednesday, June 11, 2025	\$18,120,000	28
Tuesday, June 09, 2026	\$18,212,560	26	Tuesday, June 10, 2025	\$19,870,215	35
Monday, June 08, 2026	\$28,346,550	39	Monday, June 09, 2025	\$32,320,625	48
Total	\$125,794,410	183	Total	\$119,500,724	205

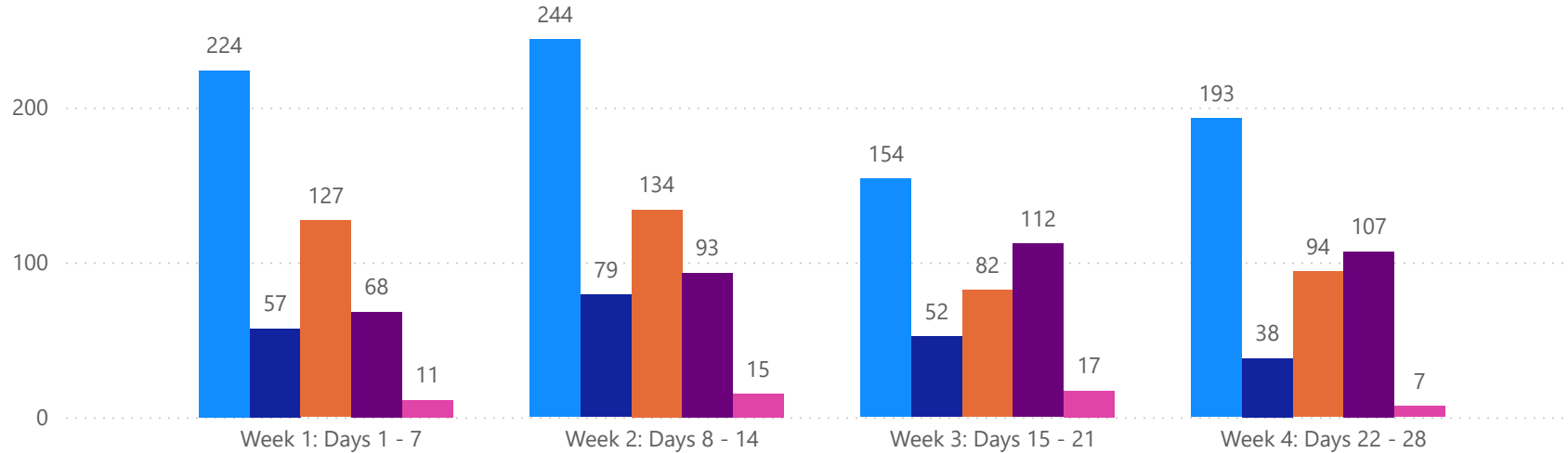


4 WEEK REAL ESTATE MARKET REPORT

PINELLAS COUNTY - CONDO

6/14/2026

MLS Status ● Active ● Canceled ● Pending ● Sold ● Temporarily Off-Market



All data is current as of today, though some MLS statuses may have changed from prior days.

TOTALS

MLS Status	4 Week Total
Active	815
Canceled	226
Pending	437
Sold	380
Temporarily Off-Market	50

DAILY MARKET CHANGE

Category	Sum of Pinellas
Back on the Market	2
New Listings	8
Price Decrease	16
Price Increase	1

*Back on Market can be from these sources - Pending, Temp Off Market, Cancelled and Expired Listing)

7 DAY SOLD COMPARISON

Closed Prior Year	Volume	Count	Closed Prior Year	Volume	Count
Friday, June 12, 2026	\$9,019,100	27	Friday, June 13, 2025	\$11,046,777	22
Thursday, June 11, 2026	\$5,992,450	14	Thursday, June 12, 2025	\$2,824,000	8
Wednesday, June 10, 2026	\$4,881,000	10	Wednesday, June 11, 2025	\$2,304,000	10
Tuesday, June 09, 2026	\$1,895,400	8	Tuesday, June 10, 2025	\$7,970,600	24
Monday, June 08, 2026	\$3,654,000	9	Monday, June 09, 2025	\$2,606,400	9
Total	\$25,441,950	68	Saturday, June 07, 2025	\$1,095,000	2
			Total	\$27,846,777	75

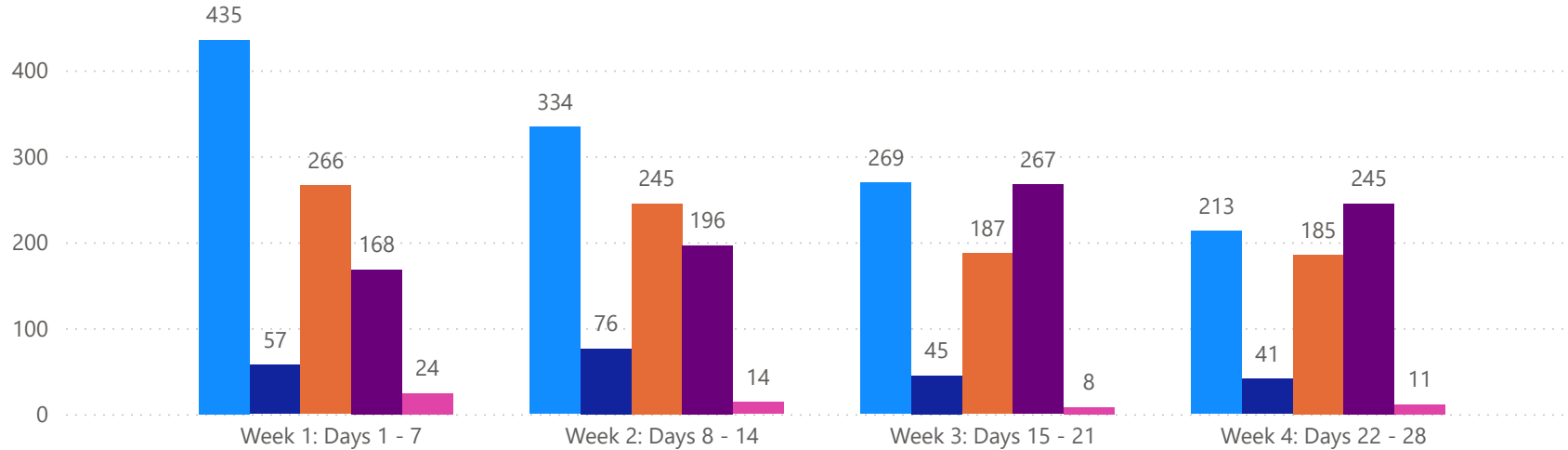


4 WEEK REAL ESTATE MARKET REPORT

PASCO COUNTY - SINGLE FAMILY HOME

6/14/2026

MlsStatus ● Active ● Canceled ● Pending ● Sold ● Temporarily Off-Market



All data is current as of today, though some MLS statuses may have changed from prior days.

TOTALS

MLS Status	4 Week Total
Active	1251
Canceled	219
Pending	883
Sold	876
Temporarily Off-Market	57

DAILY MARKET CHANGE

Category	Sum of Pasco
Back on the Market	8
New Listings	8
Price Decrease	18
Price Increase	1

*Back on Market can be from these sources - Pending, Temp Off Market, Cancelled and Expired Listing)

7 DAY SOLD COMPARISON

Closed Prior Year	Volume	Count
Friday, June 12, 2026	\$17,399,459	41
Thursday, June 11, 2026	\$18,351,120	43
Wednesday, June 10, 2026	\$15,021,115	32
Tuesday, June 09, 2026	\$8,416,399	20
Monday, June 08, 2026	\$15,594,432	32
Total	\$74,782,525	168

Closed Prior Year	Volume	Count
Friday, June 13, 2025	\$23,852,060	53
Thursday, June 12, 2025	\$20,184,926	54
Wednesday, June 11, 2025	\$8,816,371	24
Tuesday, June 10, 2025	\$14,548,893	39
Monday, June 09, 2025	\$18,453,230	40
Sunday, June 08, 2025	\$310,000	1
Saturday, June 07, 2025	\$351,879	1
Total	\$86,517,359	212

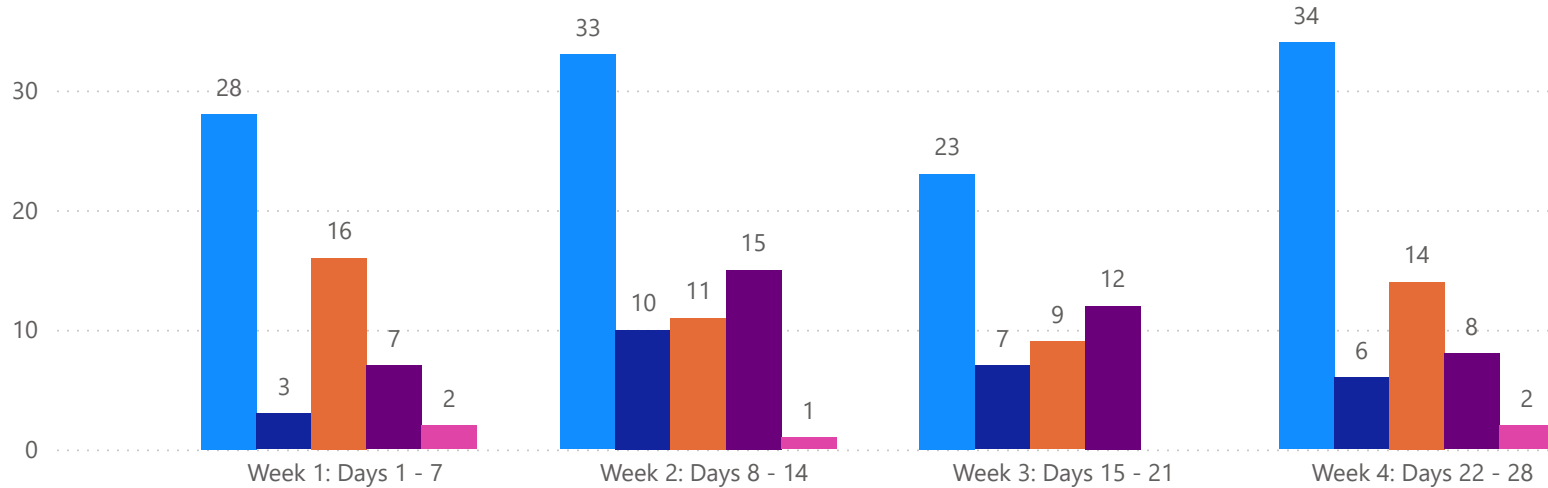


4 WEEK REAL ESTATE MARKET REPORT

PASCO COUNTY - CONDO

6/14/2026

MLS Status ● Active ● Canceled ● Pending ● Sold ● Temporarily Off-Market



All data is current as of today, though some MLS statuses may have changed from prior days.

TOTALS

MLS Status	4 Week Total
Active	118
Canceled	26
Pending	50
Sold	42
Temporarily Off-Market	5

DAILY MARKET CHANGE

Category	Sum of Pasco
Back on the Market	0
New Listings	4
Price Decrease	1
Price Increase	0

*Back on Market can be from these sources - Pending, Temp Off Market, Cancelled and Expired Listing)

7 DAY SOLD COMPARISON

Closed Prior Year	Volume	Count	Closed Prior Year	Volume	Count
Friday, June 12, 2026	\$352,500	2	Friday, June 13, 2025	\$675,000	5
Thursday, June 11, 2026	\$108,000	1	Thursday, June 12, 2025	\$479,900	2
Wednesday, June 10, 2026	\$514,000	3	Wednesday, June 11, 2025	\$448,000	2
Tuesday, June 09, 2026	\$75,000	1	Tuesday, June 10, 2025	\$285,500	2
Total	\$1,049,500	7	Monday, June 09, 2025	\$334,000	2
			Total	\$2,222,400	13

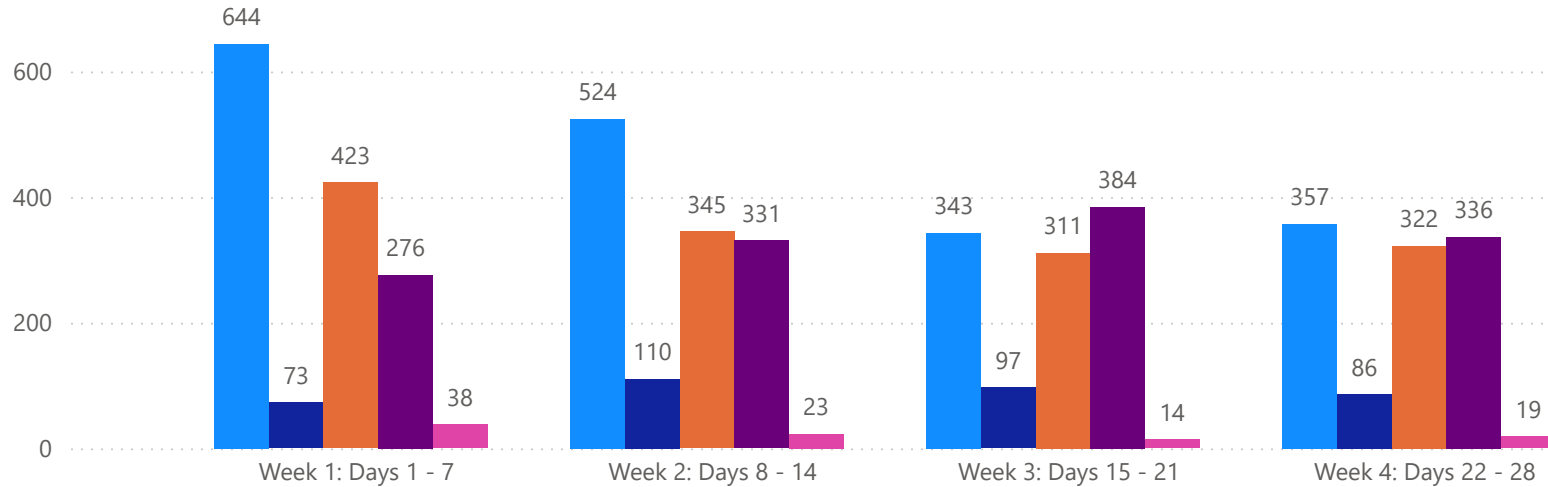


4 WEEK REAL ESTATE MARKET REPORT

HILLSBOROUGH COUNTY - SINGLE FAMILY HOME

6/14/2026

MlsStatus ● Active ● Canceled ● Pending ● Sold ● Temporarily Off-Market



All data is current as of today, though some MLS statuses may have changed from prior days.

TOTALS

MLS Status	4 Week Total
Active	1868
Canceled	366
Pending	1401
Sold	1327
Temporarily Off-Market	94

DAILY MARKET CHANGE

Category	Sum of Hillsborough	*Back on Market can be from these sources - Pending, Temp Off Market, Cancelled and Expired Listing)
Back on the Market	9	
New Listings	39	
Price Decrease	21	
Price Increase	1	

7 DAY SOLD COMPARISON

Closed Prior Year	Volume	Count	Closed Prior Year	Volume	Count
Friday, June 12, 2026	\$31,326,188	64	Friday, June 13, 2025	\$45,913,655	90
Thursday, June 11, 2026	\$27,904,509	48	Thursday, June 12, 2025	\$31,399,536	56
Wednesday, June 10, 2026	\$30,907,389	56	Wednesday, June 11, 2025	\$19,852,429	33
Tuesday, June 09, 2026	\$23,967,749	47	Tuesday, June 10, 2025	\$37,828,854	62
Monday, June 08, 2026	\$47,217,962	61	Monday, June 09, 2025	\$32,973,004	49
Total	\$161,323,797	276	Saturday, June 07, 2025	\$430,000	1
			Total	\$168,397,478	291

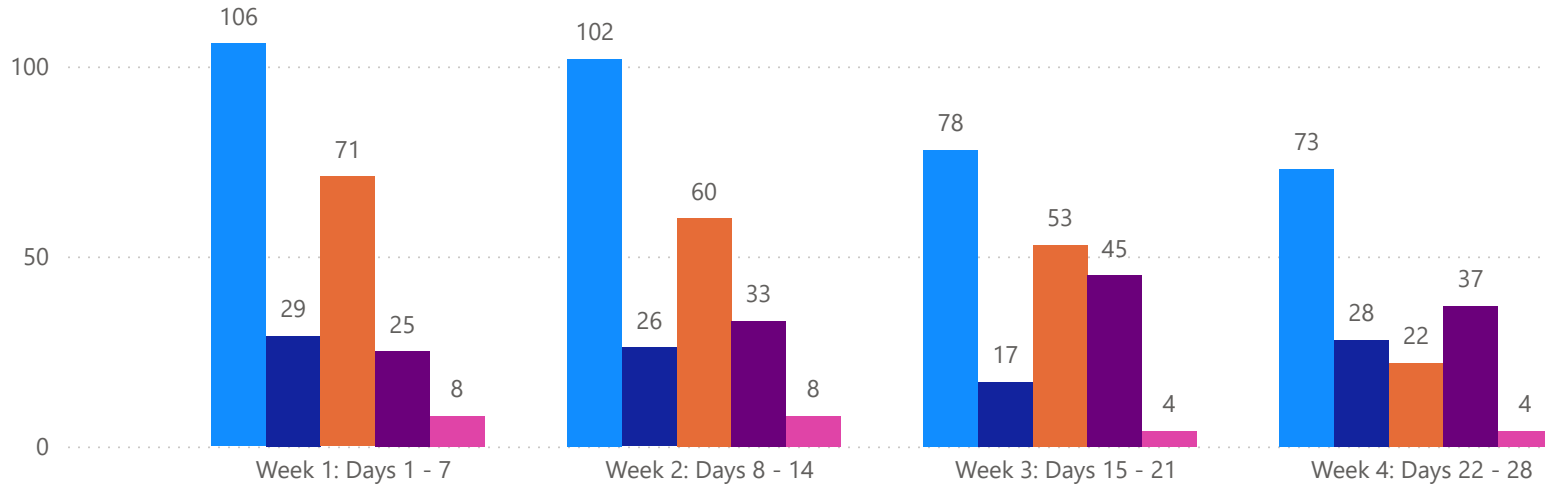


4 WEEK REAL ESTATE MARKET REPORT

HILLSBOROUGH COUNTY - CONDO

6/14/2026

MLS Status ● Active ● Canceled ● Pending ● Sold ● Temporarily Off-Market



All data is current as of today, though some MLS statuses may have changed from prior days.

TOTALS

MLS Status	4 Week Total
Active	359
Canceled	100
Pending	206
Sold	140
Temporarily Off-Market	24

DAILY MARKET CHANGE

Category	Sum of Hillsborough	*Back on Market can be from these sources - Pending, Temp Off Market, Canceled and Expired Listing)
Back on the Market	0	
New Listings	1	
Price Decrease	5	
Price Increase	0	

7 DAY SOLD COMPARISON

Closed Prior Year	Volume	Count	Closed Prior Year	Volume	Count
Friday, June 12, 2026	\$2,272,000	8	Friday, June 13, 2025	\$4,032,500	12
Thursday, June 11, 2026	\$4,615,142	5	Thursday, June 12, 2025	\$1,158,000	6
Wednesday, June 10, 2026	\$984,850	4	Wednesday, June 11, 2025	\$425,000	3
Tuesday, June 09, 2026	\$1,443,500	5	Tuesday, June 10, 2025	\$1,605,000	4
Monday, June 08, 2026	\$602,000	3	Monday, June 09, 2025	\$2,074,000	6
Total	\$9,917,492	25	Saturday, June 07, 2025	\$1,175,000	2
			Total	\$10,469,500	33

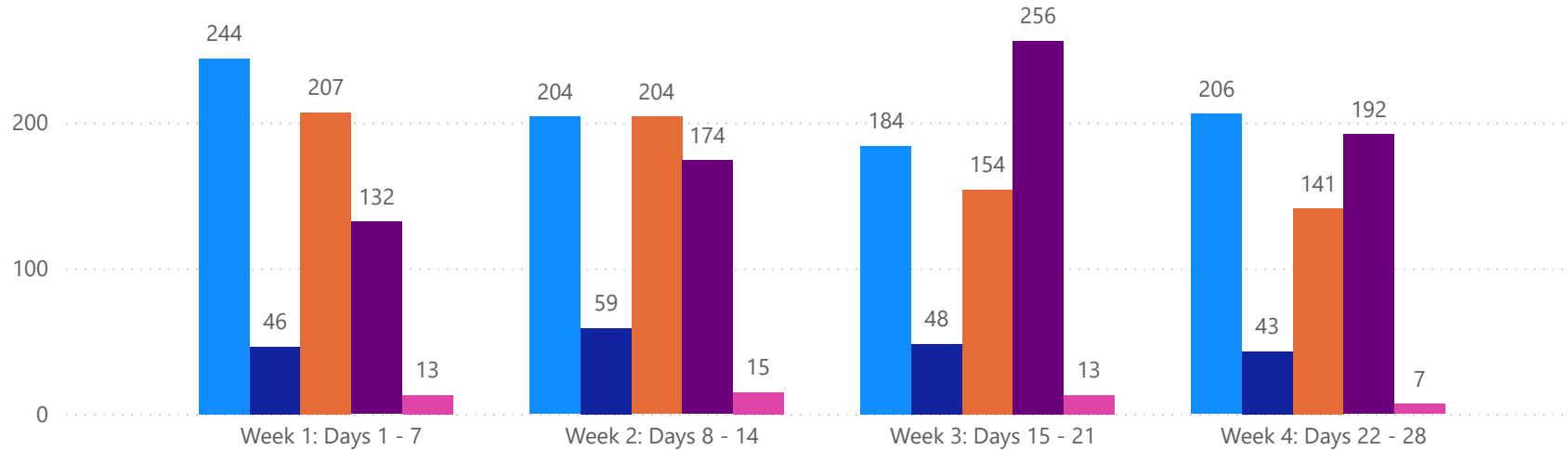


4 WEEK REAL ESTATE MARKET REPORT

SARASOTA COUNTY - SINGLE FAMILY HOME

6/14/2026

MLS Status ● Active ● Canceled ● Pending ● Sold ● Temporarily Off-Market



All data is current as of today, though some MLS statuses may have changed from prior days.

TOTALS

MLS Status	4 Week Total
Active	838
Canceled	196
Pending	706
Sold	754
Temporarily Off-Market	48

DAILY MARKET CHANGE

Category	Sum of Sarasota
Back on the Market	3
New Listings	7
Price Decrease	11
Price Increase	1

*Back on Market can be from these sources - Pending, Temp Off Market, Cancelled and Expired Listing)

7 DAY SOLD COMPARISON

Closed Prior Year	Volume	Count	Closed Prior Year	Volume	Count
Friday, June 12, 2026	\$36,690,719	36	Friday, June 13, 2025	\$25,827,420	34
Thursday, June 11, 2026	\$17,271,600	21	Thursday, June 12, 2025	\$20,082,877	34
Wednesday, June 10, 2026	\$34,682,097	32	Wednesday, June 11, 2025	\$15,034,526	23
Tuesday, June 09, 2026	\$15,819,600	18	Tuesday, June 10, 2025	\$19,559,901	30
Monday, June 08, 2026	\$20,603,253	25	Monday, June 09, 2025	\$23,630,399	23
Total	\$125,067,269	132	Sunday, June 08, 2025	\$257,000	1
			Saturday, June 07, 2025	\$2,229,700	2
			Total	\$106,621,823	147

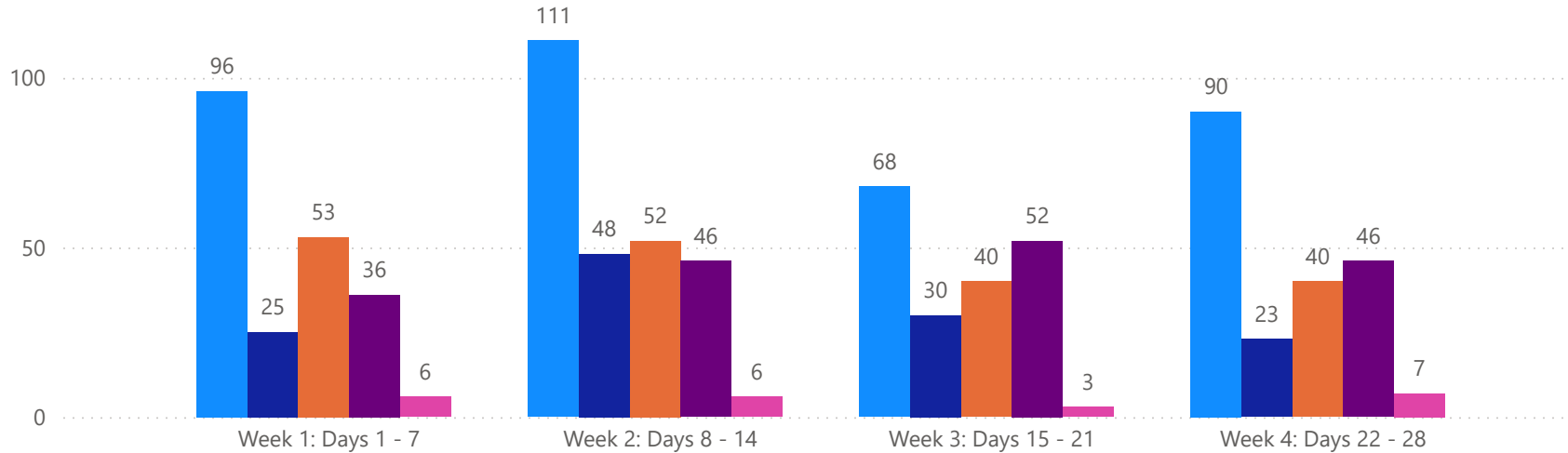


4 WEEK REAL ESTATE MARKET REPORT

SARASOTA COUNTY - CONDO

6/14/2026

MLS Status ● Active ● Canceled ● Pending ● Sold ● Temporarily Off-Market



All data is current as of today, though some MLS statuses may have changed from prior days.

TOTALS

MLS Status	4 Week Total
Active	365
Canceled	126
Pending	185
Sold	180
Temporarily Off-Market	22

DAILY MARKET CHANGE

Category	Sum of Sarasota
Back on the Market	0
New Listings	1
Price Decrease	4
Price Increase	0

*Back on Market can be from these sources - Pending, Temp Off Market, Cancelled and Expired Listing)

7 DAY SOLD COMPARISON

Closed Prior Year	Volume	Count
Friday, June 12, 2026	\$11,235,500	7
Thursday, June 11, 2026	\$3,140,000	5
Wednesday, June 10, 2026	\$8,270,000	10
Tuesday, June 09, 2026	\$2,475,400	6
Monday, June 08, 2026	\$8,625,000	8
Total	\$33,745,900	36

Closed Prior Year	Volume	Count
Friday, June 13, 2025	\$2,666,000	6
Thursday, June 12, 2025	\$8,069,000	7
Wednesday, June 11, 2025	\$3,720,500	6
Tuesday, June 10, 2025	\$2,173,000	5
Monday, June 09, 2025	\$695,000	3
Sunday, June 08, 2025	\$190,000	1
Total	\$17,513,500	28

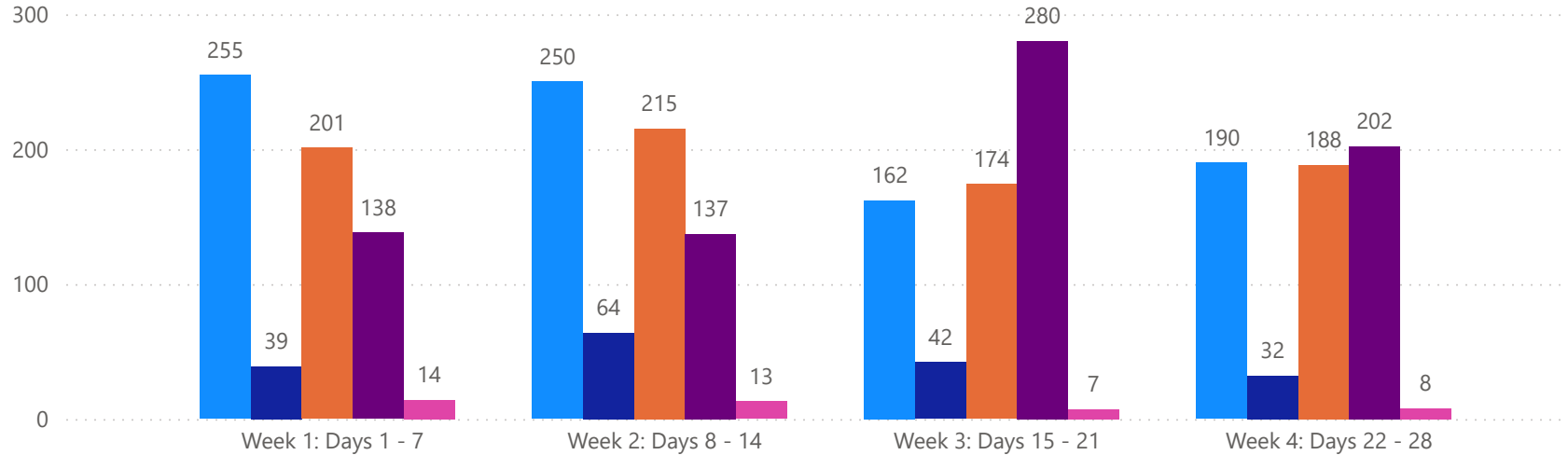


4 WEEK REAL ESTATE MARKET REPORT

MANATEE COUNTY - SINGLE FAMILY HOME

6/14/2026

MLS Status ● Active ● Canceled ● Pending ● Sold ● Temporarily Off-Market



All data is current as of today, though some MLS statuses may have changed from prior days.

TOTALS

MLS Status	4 Week Total
Active	857
Canceled	177
Pending	778
Sold	757
Temporarily Off-Market	42

DAILY MARKET CHANGE

Category	Sum of Manatee
Back on the Market	2
New Listings	8
Price Decrease	13
Price Increase	2

*Back on Market can be from these sources - Pending, Temp Off Market, Cancelled and Expired Listing)

7 DAY SOLD COMPARISON

Closed Prior Year	Volume	Count	Closed Prior Year	Volume	Count
Sunday, June 14, 2026	\$1,650,000	1	Friday, June 13, 2025	\$22,747,590	41
Friday, June 12, 2026	\$17,511,790	28	Thursday, June 12, 2025	\$15,826,455	34
Thursday, June 11, 2026	\$19,987,246	34	Wednesday, June 11, 2025	\$15,913,692	23
Wednesday, June 10, 2026	\$14,539,990	25	Tuesday, June 10, 2025	\$11,590,094	21
Tuesday, June 09, 2026	\$15,573,100	20	Monday, June 09, 2025	\$15,031,265	24
Monday, June 08, 2026	\$19,916,835	30	Total	\$81,109,096	143
Total	\$89,178,961	138			

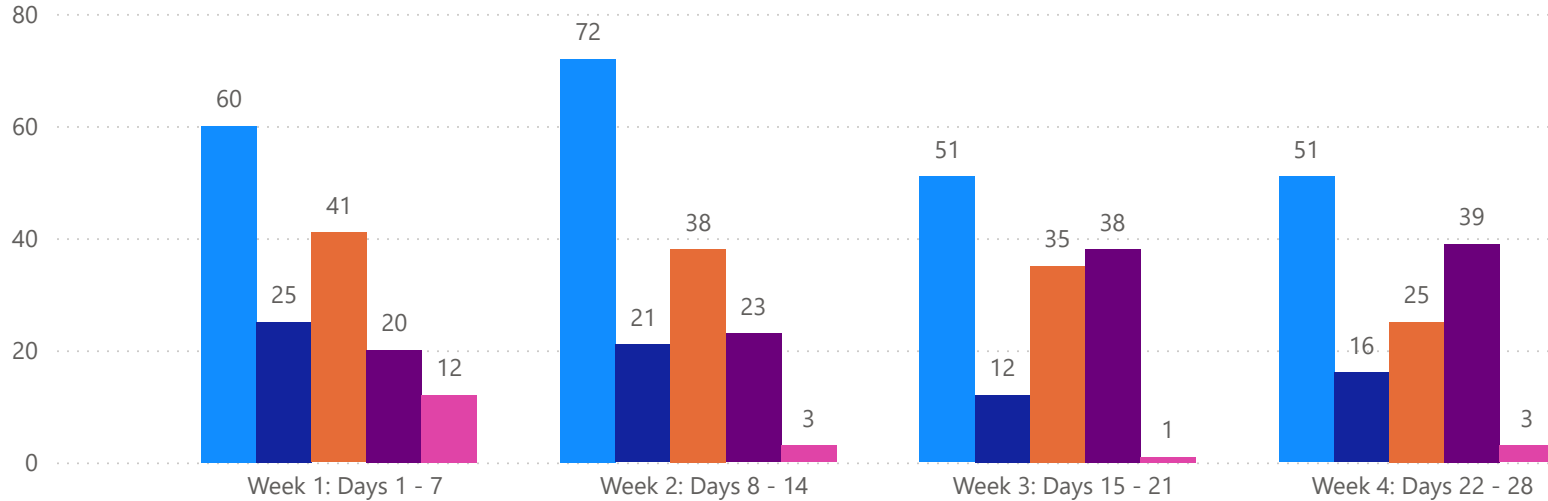


4 WEEK REAL ESTATE MARKET REPORT

MANATEE COUNTY - CONDO

6/14/2026

MLS Status ● Active ● Canceled ● Pending ● Sold ● Temporarily Off-Market



TOTALS

MLS Status	4 Week Total
Active	234
Canceled	74
Pending	139
Sold	120
Temporarily Off-Market	19

DAILY MARKET CHANGE

Category	Sum of Manatee
Back on the Market	1
New Listings	2
Price Decrease	2
Price Increase	0

*Back on Market can be from these sources - Pending, Temp Off Market, Cancelled and Expired Listing)

7 DAY SOLD COMPARISON

Closed Prior Year	Volume	Count
Friday, June 12, 2026	\$310,000	1
Thursday, June 11, 2026	\$964,000	3
Wednesday, June 10, 2026	\$1,254,000	4
Tuesday, June 09, 2026	\$1,703,500	5
Monday, June 08, 2026	\$2,574,470	7
Total	\$6,805,970	20

Closed Prior Year	Volume	Count
Friday, June 13, 2025	\$2,264,000	7
Thursday, June 12, 2025	\$1,534,000	4
Tuesday, June 10, 2025	\$1,247,800	6
Monday, June 09, 2025	\$855,000	4
Total	\$5,900,800	21

