



4 WEEK REAL ESTATE MARKET REPORT

Tuesday, June 16, 2026

As of: Wednesday, June 17, 2026

- 1 Report Breakdown
- 2 Cumulative Tampa Bay Report - Single Family Home
- 3 Cumulative Tampa Bay Report - Condominium
- 4 Pinellas County - Single Family Home
- 5 Pinellas County - Condominium
- 6 Pasco County - Single Family Home
- 7 Pasco County - Condominium
- 8 Hillsborough County - Single Family Home
- 9 Hillsborough County - Condominium
- 10 Sarasota County - Single Family Home
- 11 Sarasota County - Condominium
- 12 Manatee County - Single Family Home
- 13 Manatee County - Condominium

4 WEEK REAL ESTATE MARKET REPORT

REPORT BREAKDOWN

Tuesday, June 16, 2026

as of: 6/17/2026

Day 1	Tuesday, June 16, 2026
Day 2	Monday, June 15, 2026
Day 3	Sunday, June 14, 2026
Day 4	Saturday, June 13, 2026
Day 5	Friday, June 12, 2026
Day 6	Wednesday, June 17, 2026
Day 7	Tuesday, June 16, 2026
Day 8	Monday, June 15, 2026
Day 9	Sunday, June 14, 2026
Day 10	Saturday, June 13, 2026
Day 11	Friday, June 12, 2026
Day 12	Thursday, June 11, 2026
Day 13	Wednesday, June 10, 2026
Day 14	Tuesday, June 9, 2026
Day 15	Monday, June 8, 2026
Day 16	Sunday, June 7, 2026
Day 17	Saturday, June 6, 2026
Day 18	Friday, June 5, 2026
Day 19	Thursday, June 4, 2026
Day 20	Wednesday, June 3, 2026
Day 21	Tuesday, June 2, 2026
Day 22	Monday, June 1, 2026
Day 23	Sunday, May 31, 2026
Day 24	Saturday, May 30, 2026
Day 25	Friday, May 29, 2026
Day 26	Thursday, May 28, 2026
Day 27	Wednesday, May 27, 2026
Day 28	Tuesday, May 26, 2026

REPORT BREAKDOWN

GRAPH:

Active - Newly listed during the date range

Pending - Status changed to 'pending' during the date range

Sold - Closed during the date range

Canceled - Canceled during the date range

Temp off Market - Status changed to 'temp' off market' during the date range

The date ranges are not cumulative.

Day 1: Tuesday, June 16, 2026

Day 28: Tuesday, May 26, 2026

TOTALS:

4 Weeks: The summation of each date range (Day 1 - Day 28)

Market Changes

Day 1's New Listings, Price Increase, Price Decreases and Back on Market

Manatee County - Single Family Home

7 Day Sold Comparison

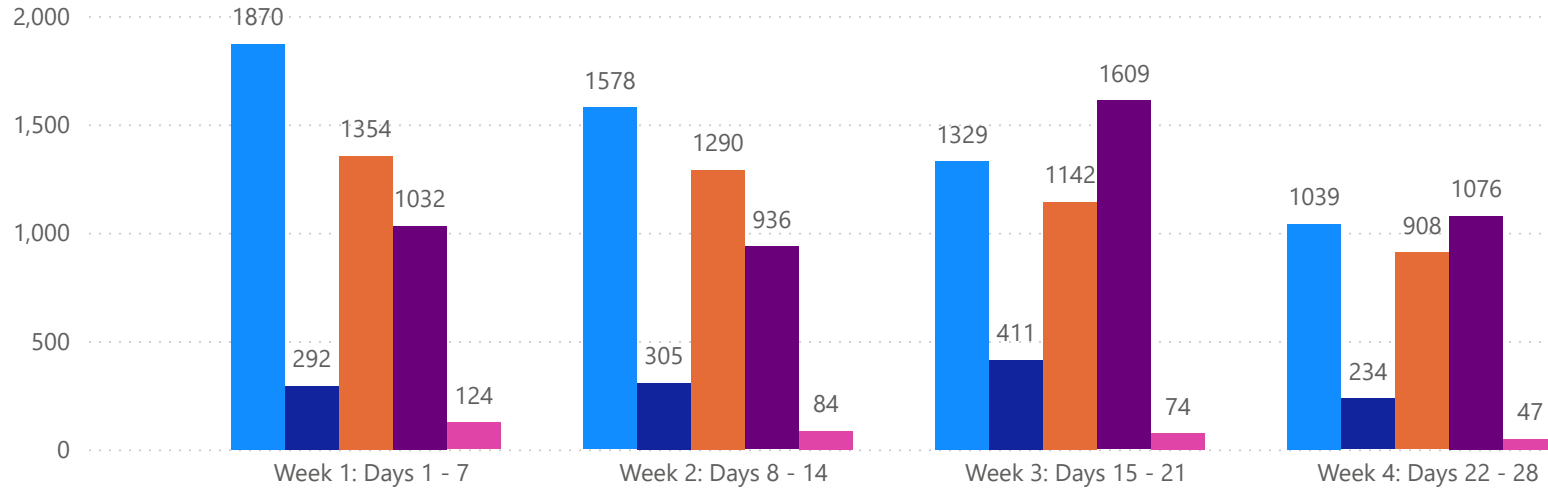
Compares the sold amount and volume in the last 7 days against the same timeframe in the prior year and days 8 - days 14.

4 WEEK REAL ESTATE MARKET REPORT

TAMPA BAY - SINGLE FAMILY HOME

6/16/2026

MLS Status ● Active ● Canceled ● Pending ● Sold ● Temporarily Off-Market



All data is current as of today, though some MLS statuses may have changed from prior days.

TOTALS

MLS Status	4 Week Total
Active	5816
Canceled	1242
Pending	4694
Sold	4653
Temporarily Off-Market	329

DAILY MARKET CHANGE

Category	Sum of Total
Back on the Market	22
New Listings	57
Price Decrease	108
Price Increase	8

*Back on Market can be from these sources - Pending, Temp Off Market, Cancelled and Expired Listing)

7 DAY SOLD COMPARISON

Closed Prior Year	Volume	Count
Tuesday, June 16, 2026	\$54,298,394	92
Monday, June 15, 2026	\$155,422,854	249
Sunday, June 14, 2026	\$2,065,000	2
Saturday, June 13, 2026	\$420,000	1
Friday, June 12, 2026	\$184,802,902	311
Thursday, June 11, 2026	\$112,234,665	196
Wednesday, June 10, 2026	\$123,616,891	181
Total	\$632,860,706	1032

Closed Prior Year	Volume	Count
Sunday, June 15, 2025	\$300,000	1
Saturday, June 14, 2025	\$4,721,040	9
Friday, June 13, 2025	\$148,341,307	273
Thursday, June 12, 2025	\$106,683,096	217
Wednesday, June 11, 2025	\$77,737,018	131
Tuesday, June 10, 2025	\$103,397,957	187
Monday, June 09, 2025	\$122,408,523	184
Total	\$563,588,941	1002

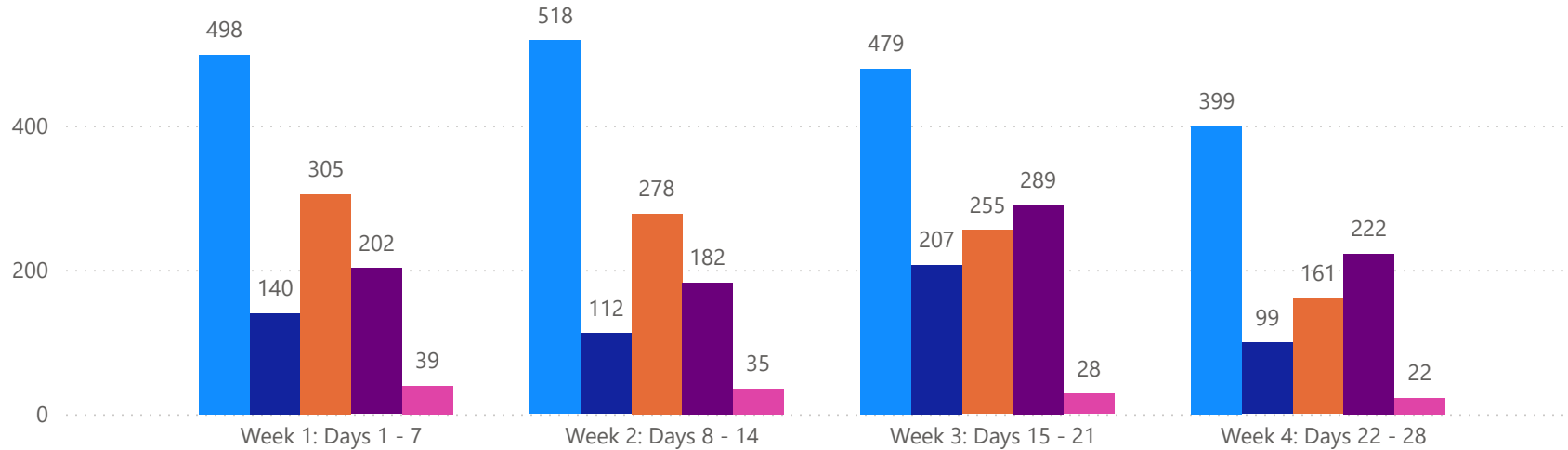


4 WEEK REAL ESTATE MARKET REPORT

TAMPA BAY - CONDO

6/16/2026

MLS Status ● Active ● Canceled ● Pending ● Sold ● Temporarily Off-Market



All data is current as of today, though some MLS statuses may have changed from prior days.

TOTALS

MLS Status	4 Week Total
Active	1894
Canceled	558
Pending	999
Sold	895
Temporarily Off-Market	124

DAILY MARKET CHANGE

Category	Sum of Total
Back on the Market	3
New Listings	28
Price Decrease	40
Price Increase	1

*Back on Market can be from these sources - Pending, Temp Off Market, Cancelled and Expired Listing)

7 DAY SOLD COMPARISON

Closed Prior Year	Volume	Count
Tuesday, June 16, 2026	\$11,212,375	26
Monday, June 15, 2026	\$22,697,622	53
Friday, June 12, 2026	\$32,063,500	64
Thursday, June 11, 2026	\$14,975,592	29
Wednesday, June 10, 2026	\$15,793,850	30
Total	\$96,742,939	202

Closed Prior Year	Volume	Count
Saturday, June 14, 2025	\$128,500	1
Friday, June 13, 2025	\$20,684,277	52
Thursday, June 12, 2025	\$14,064,900	27
Wednesday, June 11, 2025	\$6,897,500	21
Tuesday, June 10, 2025	\$13,281,900	41
Monday, June 09, 2025	\$6,564,400	24
Total	\$61,621,477	166

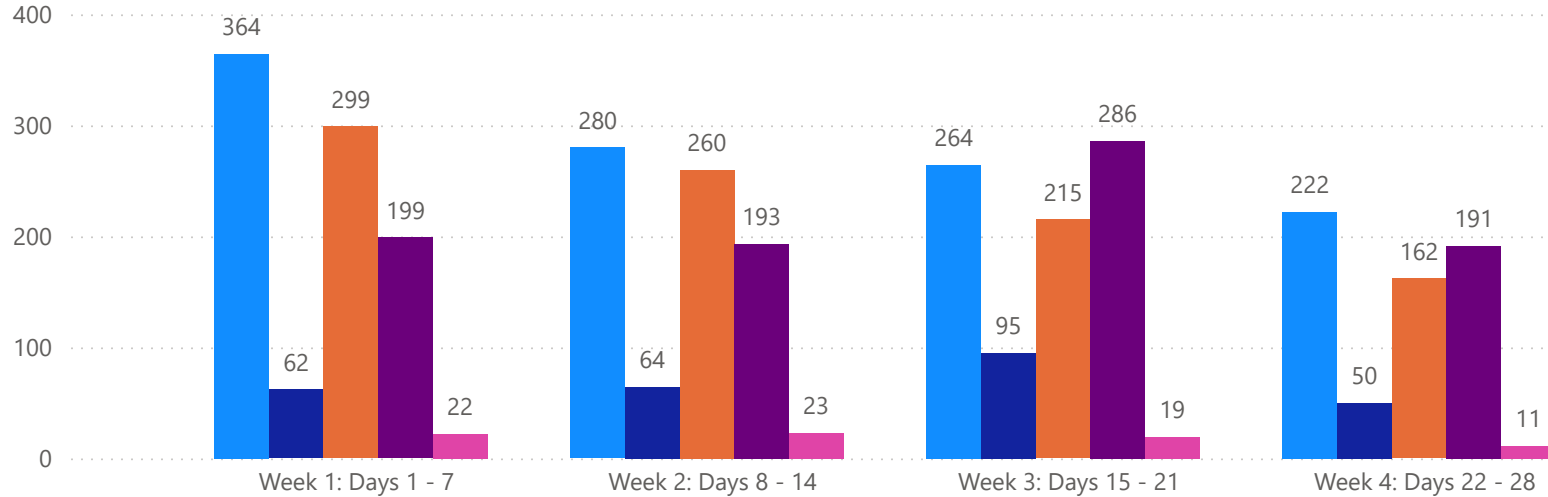


4 WEEK REAL ESTATE MARKET REPORT

PINELLAS COUNTY - SINGLE FAMILY HOME

6/16/2026

MLS Status ● Active ● Canceled ● Pending ● Sold ● Temporarily Off-Market



All data is current as of today, though some MLS statuses may have changed from prior days.

TOTALS

MLS Status	4 Week Total
Active	1130
Canceled	271
Pending	936
Sold	869
Temporarily Off-Market	75

DAILY MARKET CHANGE

Category	Sum of Pinellas
Back on the Market	14
New Listings	49
Price Decrease	74
Price Increase	2

*Back on Market can be from these sources - Pending, Temp Off Market, Cancelled and Expired Listing)

7 DAY SOLD COMPARISON

Closed Prior Year	Volume	Count	Closed Prior Year	Volume	Count
Tuesday, June 16, 2026	\$10,737,885	19	Saturday, June 14, 2025	\$585,000	2
Monday, June 15, 2026	\$26,719,583	45	Friday, June 13, 2025	\$30,000,582	55
Friday, June 12, 2026	\$35,829,200	62	Thursday, June 12, 2025	\$19,189,302	39
Thursday, June 11, 2026	\$22,226,700	37	Wednesday, June 11, 2025	\$18,120,000	28
Wednesday, June 10, 2026	\$28,466,300	36	Tuesday, June 10, 2025	\$19,870,215	35
Total	\$123,979,668	199	Monday, June 09, 2025	\$32,320,625	48
			Total	\$120,085,724	207

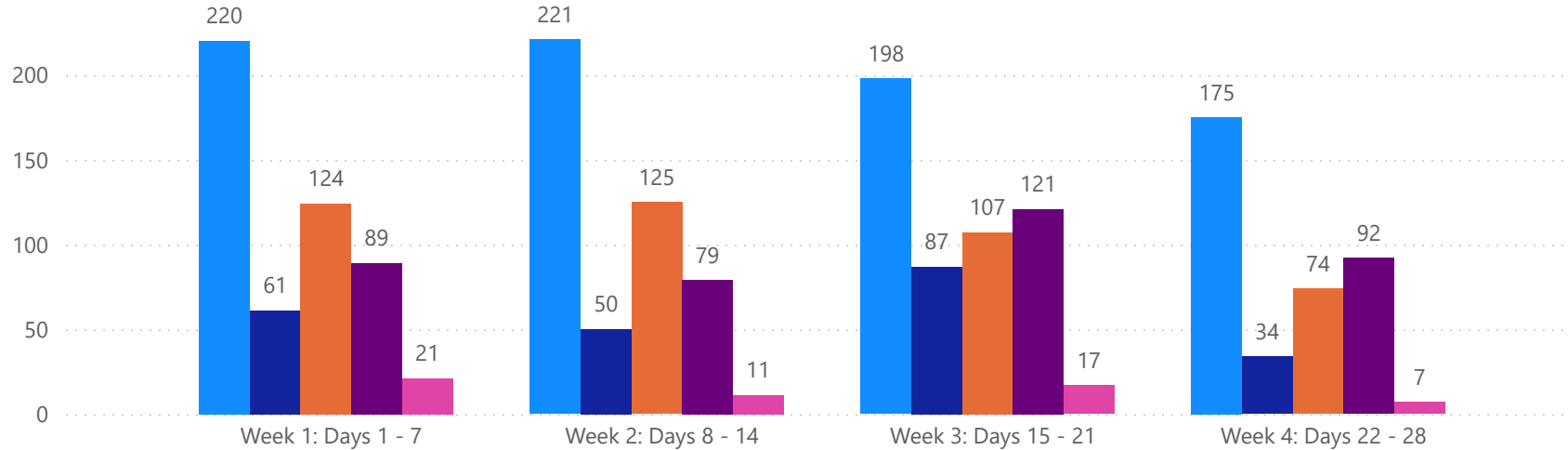


4 WEEK REAL ESTATE MARKET REPORT

PINELLAS COUNTY - CONDO

6/16/2026

MLS Status ● Active ● Canceled ● Pending ● Sold ● Temporarily Off-Market



All data is current as of today, though some MLS statuses may have changed from prior days.

TOTALS

MLS Status	4 Week Total
Active	814
Canceled	232
Pending	430
Sold	381
Temporarily Off-Market	56

DAILY MARKET CHANGE

Category	Sum of Pinellas
Back on the Market	4
New Listings	22
Price Decrease	47
Price Increase	1

*Back on Market can be from these sources - Pending, Temp Off Market, Cancelled and Expired Listing)

7 DAY SOLD COMPARISON

Closed Prior Year	Volume	Count	Closed Prior Year	Volume	Count
Tuesday, June 16, 2026	\$3,402,625	11	Friday, June 13, 2025	\$11,046,777	22
Monday, June 15, 2026	\$8,221,183	21	Thursday, June 12, 2025	\$2,824,000	8
Friday, June 12, 2026	\$13,556,600	34	Wednesday, June 11, 2025	\$2,304,000	10
Thursday, June 11, 2026	\$5,992,450	14	Tuesday, June 10, 2025	\$7,970,600	24
Wednesday, June 10, 2026	\$4,771,000	9	Monday, June 09, 2025	\$2,606,400	9
Total	\$35,943,858	89	Total	\$26,751,777	73

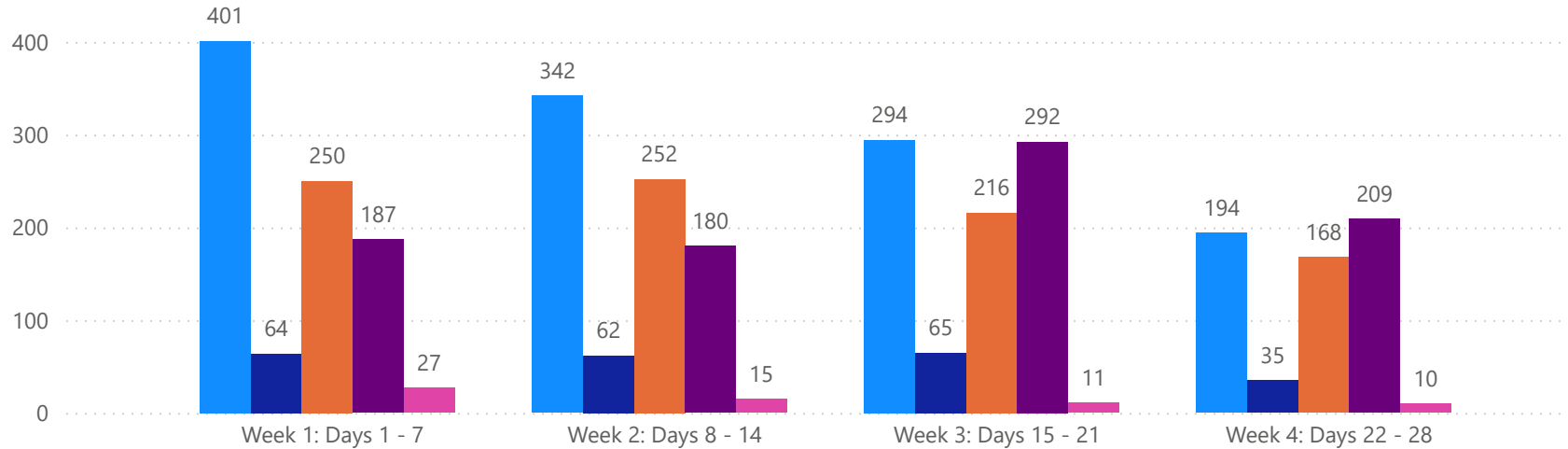


4 WEEK REAL ESTATE MARKET REPORT

PASCO COUNTY - SINGLE FAMILY HOME

6/16/2026

MLS Status ● Active ● Canceled ● Pending ● Sold ● Temporarily Off-Market



All data is current as of today, though some MLS statuses may have changed from prior days.

TOTALS

MLS Status	4 Week Total
Active	1231
Canceled	226
Pending	886
Sold	868
Temporarily Off-Market	63

DAILY MARKET CHANGE

Category	Sum of Pasco
Back on the Market	22
New Listings	42
Price Decrease	71
Price Increase	36

*Back on Market can be from these sources - Pending, Temp Off Market, Cancelled and Expired Listing)

7 DAY SOLD COMPARISON

Closed Prior Year	Volume	Count
Tuesday, June 16, 2026	\$3,114,990	8
Monday, June 15, 2026	\$19,297,460	46
Friday, June 12, 2026	\$24,413,079	56
Thursday, June 11, 2026	\$19,241,120	45
Wednesday, June 10, 2026	\$15,021,115	32
Total	\$81,087,764	187

Closed Prior Year	Volume	Count
Saturday, June 14, 2025	\$1,605,140	1
Friday, June 13, 2025	\$23,852,060	53
Thursday, June 12, 2025	\$20,184,926	54
Wednesday, June 11, 2025	\$8,816,371	24
Tuesday, June 10, 2025	\$14,548,893	39
Monday, June 09, 2025	\$18,453,230	40
Total	\$87,460,620	211

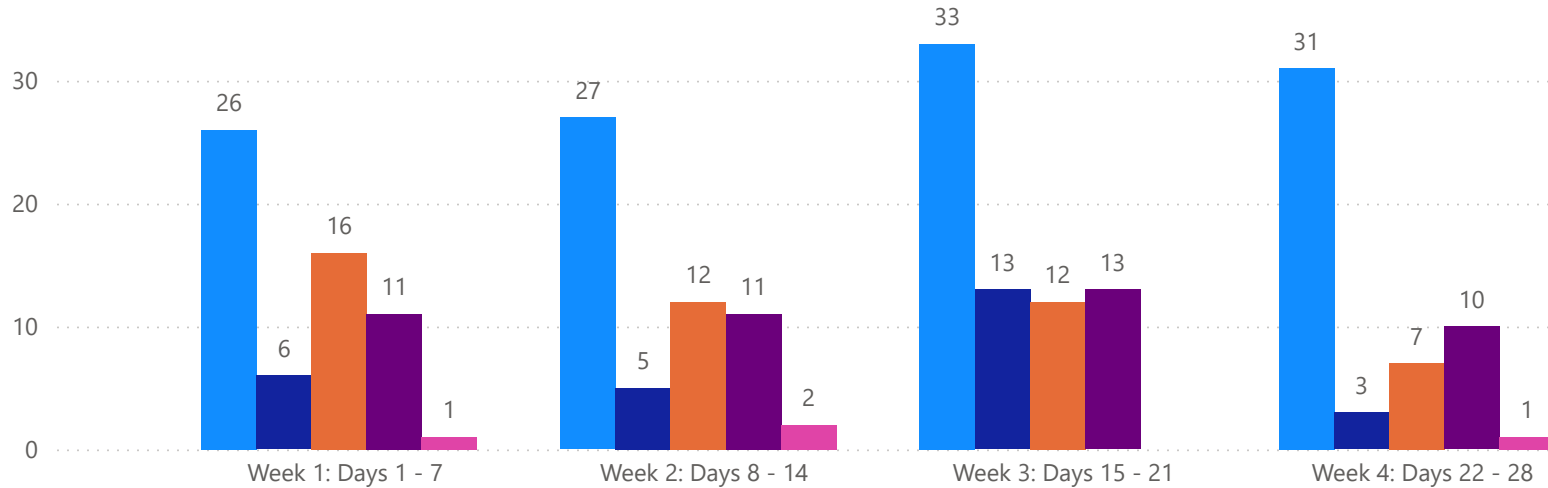


4 WEEK REAL ESTATE MARKET REPORT

PASCO COUNTY - CONDO

6/16/2026

MlsStatus ● Active ● Canceled ● Pending ● Sold ● Temporarily Off-Market



All data is current as of today, though some MLS statuses may have changed from prior days.

TOTALS

MLS Status	4 Week Total
Active	117
Canceled	27
Pending	47
Sold	45
Temporarily Off-Market	4

DAILY MARKET CHANGE

Category	Sum of Pasco
Back on the Market	0
New Listings	2
Price Decrease	14
Price Increase	0

*Back on Market can be from these sources - Pending, Temp Off Market, Cancelled and Expired Listing)

7 DAY SOLD COMPARISON

Closed Prior Year	Volume	Count	Closed Prior Year	Volume	Count
Tuesday, June 16, 2026	\$84,000	1	Friday, June 13, 2025	\$675,000	5
Monday, June 15, 2026	\$125,000	1	Thursday, June 12, 2025	\$479,900	2
Friday, June 12, 2026	\$775,000	5	Wednesday, June 11, 2025	\$448,000	2
Thursday, June 11, 2026	\$108,000	1	Tuesday, June 10, 2025	\$285,500	2
Wednesday, June 10, 2026	\$514,000	3	Monday, June 09, 2025	\$334,000	2
Total	\$1,606,000	11	Total	\$2,222,400	13

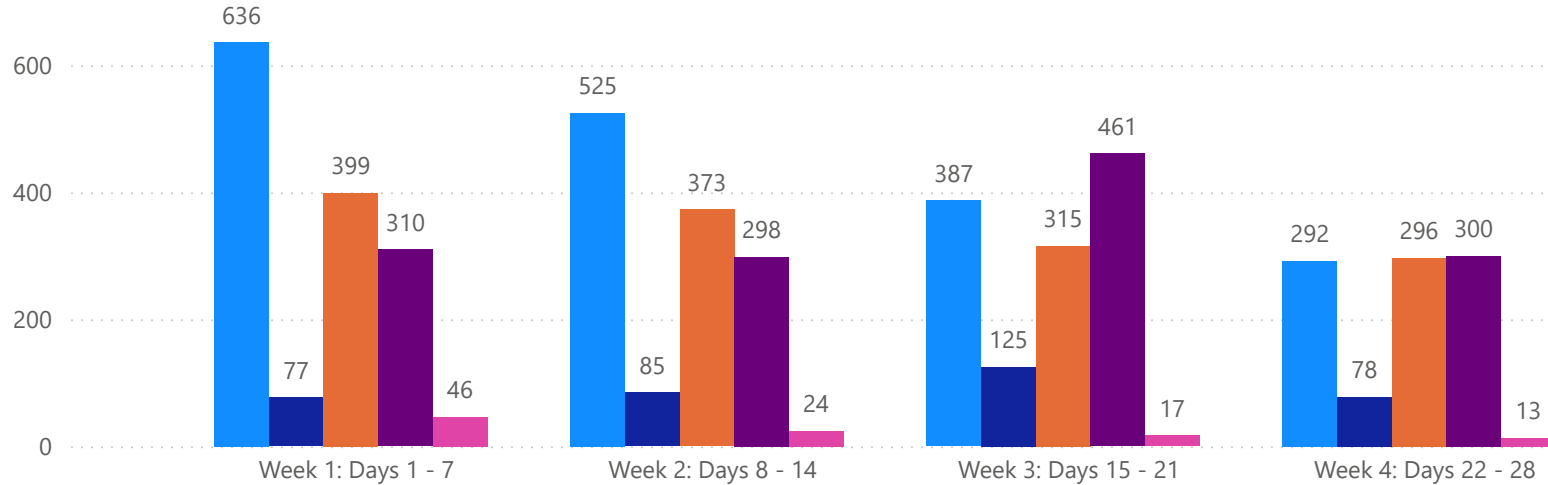


4 WEEK REAL ESTATE MARKET REPORT

HILLSBOROUGH COUNTY - SINGLE FAMILY HOME

6/16/2026

MLS Status ● Active ● Canceled ● Pending ● Sold ● Temporarily Off-Market



All data is current as of today, though some MLS statuses may have changed from prior days.

TOTALS

MLS Status	4 Week Total
Active	1840
Canceled	365
Pending	1383
Sold	1369
Temporarily Off-Market	100

DAILY MARKET CHANGE

Category	Sum of Hillsborough	*Back on Market can be from these sources - Pending, Temp Off Market, Cancelled and Expired Listing)
Back on the Market	14	
New Listings	59	
Price Decrease	94	
Price Increase	4	

7 DAY SOLD COMPARISON

Closed Prior Year	Volume	Count	Closed Prior Year	Volume	Count
Tuesday, June 16, 2026	\$15,173,640	27	Saturday, June 14, 2025	\$824,900	2
Monday, June 15, 2026	\$44,904,439	75	Friday, June 13, 2025	\$45,913,655	90
Friday, June 12, 2026	\$50,139,224	96	Thursday, June 12, 2025	\$31,399,536	56
Thursday, June 11, 2026	\$32,160,509	56	Wednesday, June 11, 2025	\$19,852,429	33
Wednesday, June 10, 2026	\$30,907,389	56	Tuesday, June 10, 2025	\$37,828,854	62
Total	\$173,285,201	310	Monday, June 09, 2025	\$32,973,004	49
			Total	\$168,792,378	292

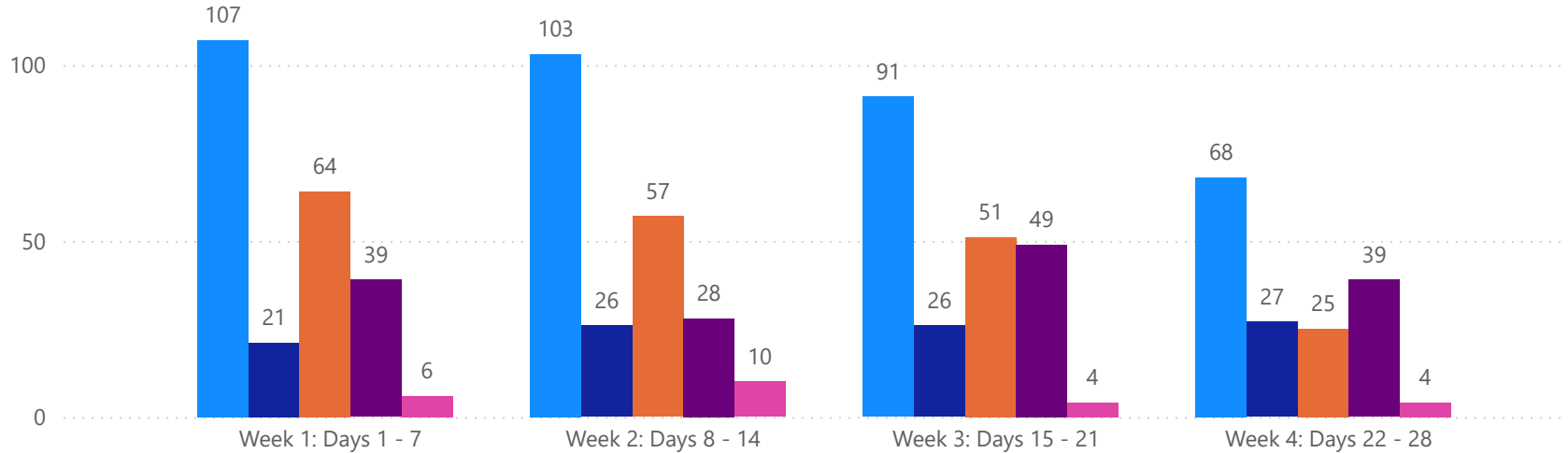


4 WEEK REAL ESTATE MARKET REPORT

HILLSBOROUGH COUNTY - CONDO

6/16/2026

MLS Status ● Active ● Canceled ● Pending ● Sold ● Temporarily Off-Market



All data is current as of today, though some MLS statuses may have changed from prior days.

TOTALS

MLS Status	4 Week Total
Active	369
Canceled	100
Pending	197
Sold	155
Temporarily Off-Market	24

DAILY MARKET CHANGE

Category	Sum of Hillsborough	*Back on Market can be from these sources - Pending, Temp Off Market, Canceled and Expired Listing)
Back on the Market	4	
New Listings	9	
Price Decrease	17	
Price Increase	0	

7 DAY SOLD COMPARISON

Closed Prior Year	Volume	Count	Closed Prior Year	Volume	Count
Tuesday, June 16, 2026	\$4,960,000	5	Friday, June 13, 2025	\$4,032,500	12
Monday, June 15, 2026	\$5,869,088	12	Thursday, June 12, 2025	\$1,158,000	6
Friday, June 12, 2026	\$4,098,900	12	Wednesday, June 11, 2025	\$425,000	3
Thursday, June 11, 2026	\$4,771,142	6	Tuesday, June 10, 2025	\$1,605,000	4
Wednesday, June 10, 2026	\$984,850	4	Monday, June 09, 2025	\$2,074,000	6
Total	\$20,683,980	39	Total	\$9,294,500	31

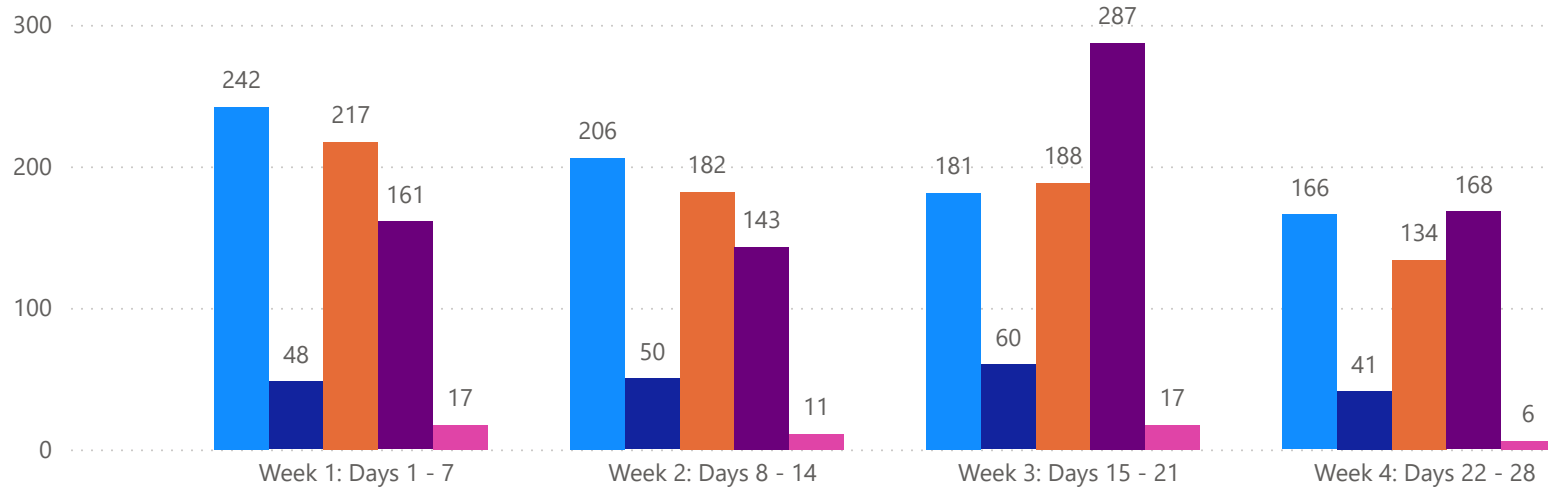


4 WEEK REAL ESTATE MARKET REPORT

SARASOTA COUNTY - SINGLE FAMILY HOME

6/16/2026

MLSStatus ● Active ● Canceled ● Pending ● Sold ● Temporarily Off-Market



All data is current as of today, though some MLS statuses may have changed from prior days.

TOTALS

MLS Status	4 Week Total
Active	795
Canceled	199
Pending	721
Sold	759
Temporarily Off-Market	51

DAILY MARKET CHANGE

Category	Sum of Sarasota
Back on the Market	7
New Listings	24
Price Decrease	27
Price Increase	2

*Back on Market can be from these sources - Pending, Temp Off Market, Cancelled and Expired Listing)

7 DAY SOLD COMPARISON

Closed Prior Year	Volume	Count	Closed Prior Year	Volume	Count
Tuesday, June 16, 2026	\$12,246,634	18	Sunday, June 15, 2025	\$300,000	1
Monday, June 15, 2026	\$36,081,961	41	Saturday, June 14, 2025	\$1,000,000	2
Sunday, June 14, 2026	\$415,000	1	Friday, June 13, 2025	\$25,827,420	34
Saturday, June 13, 2026	\$420,000	1	Thursday, June 12, 2025	\$20,082,877	34
Friday, June 12, 2026	\$45,631,419	47	Wednesday, June 11, 2025	\$15,034,526	23
Thursday, June 11, 2026	\$17,271,600	21	Tuesday, June 10, 2025	\$19,559,901	30
Wednesday, June 10, 2026	\$34,682,097	32	Monday, June 09, 2025	\$23,630,399	23
Total	\$146,748,711	161	Total	\$105,435,123	147

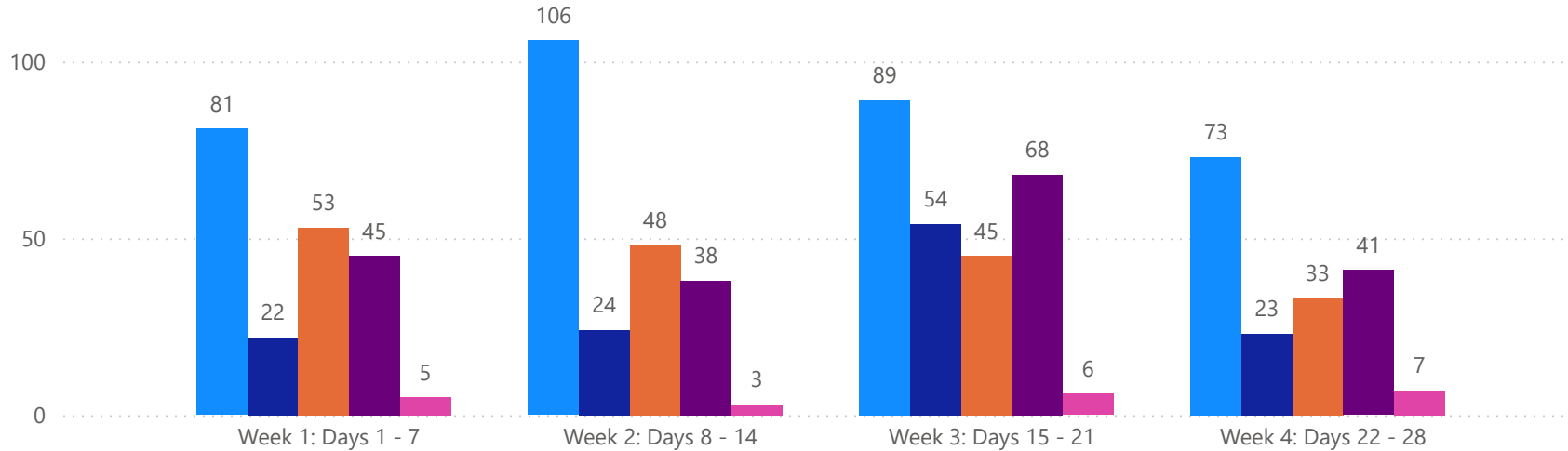


4 WEEK REAL ESTATE MARKET REPORT

SARASOTA COUNTY - CONDO

6/16/2026

MLS Status ● Active ● Canceled ● Pending ● Sold ● Temporarily Off-Market



All data is current as of today, though some MLS statuses may have changed from prior days.

TOTALS

MLS Status	4 Week Total
Active	349
Canceled	123
Pending	179
Sold	192
Temporarily Off-Market	21

DAILY MARKET CHANGE

Category	Sum of Sarasota
Back on the Market	0
New Listings	5
Price Decrease	18
Price Increase	0

*Back on Market can be from these sources - Pending, Temp Off Market, Cancelled and Expired Listing)

7 DAY SOLD COMPARISON

Closed Prior Year	Volume	Count	Closed Prior Year	Volume	Count
Tuesday, June 16, 2026	\$2,268,000	7	Friday, June 13, 2025	\$2,666,000	6
Monday, June 15, 2026	\$6,781,161	13	Thursday, June 12, 2025	\$8,069,000	7
Friday, June 12, 2026	\$12,446,000	10	Wednesday, June 11, 2025	\$3,720,500	6
Thursday, June 11, 2026	\$3,140,000	5	Tuesday, June 10, 2025	\$2,173,000	5
Wednesday, June 10, 2026	\$8,270,000	10	Monday, June 09, 2025	\$695,000	3
Total	\$32,905,161	45	Total	\$17,323,500	27

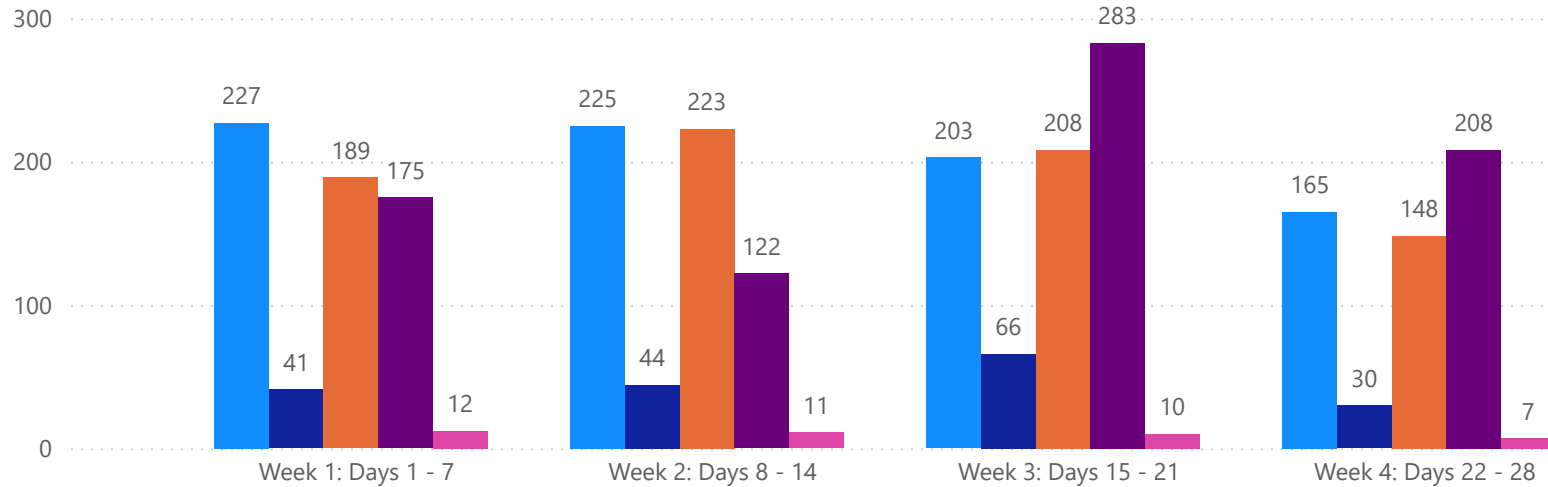


4 WEEK REAL ESTATE MARKET REPORT

MANATEE COUNTY - SINGLE FAMILY HOME

6/16/2026

MLS Status ● Active ● Canceled ● Pending ● Sold ● Temporarily Off-Market



All data is current as of today, though some MLS statuses may have changed from prior days.

TOTALS

MLS Status	4 Week Total
Active	820
Canceled	181
Pending	768
Sold	788
Temporarily Off-Market	40

DAILY MARKET CHANGE

Category	Sum of Manatee
Back on the Market	7
New Listings	34
Price Decrease	67
Price Increase	38

*Back on Market can be from these sources - Pending, Temp Off Market, Cancelled and Expired Listing)

7 DAY SOLD COMPARISON

Closed Prior Year	Volume	Count	Closed Prior Year	Volume	Count
Tuesday, June 16, 2026	\$13,025,245	20	Saturday, June 14, 2025	\$706,000	2
Monday, June 15, 2026	\$28,419,411	42	Friday, June 13, 2025	\$22,747,590	41
Sunday, June 14, 2026	\$1,650,000	1	Thursday, June 12, 2025	\$15,826,455	34
Friday, June 12, 2026	\$28,789,980	50	Wednesday, June 11, 2025	\$15,913,692	23
Thursday, June 11, 2026	\$21,334,736	37	Tuesday, June 10, 2025	\$11,590,094	21
Wednesday, June 10, 2026	\$14,539,990	25	Monday, June 09, 2025	\$15,031,265	24
Total	\$107,759,362	175	Total	\$81,815,096	145

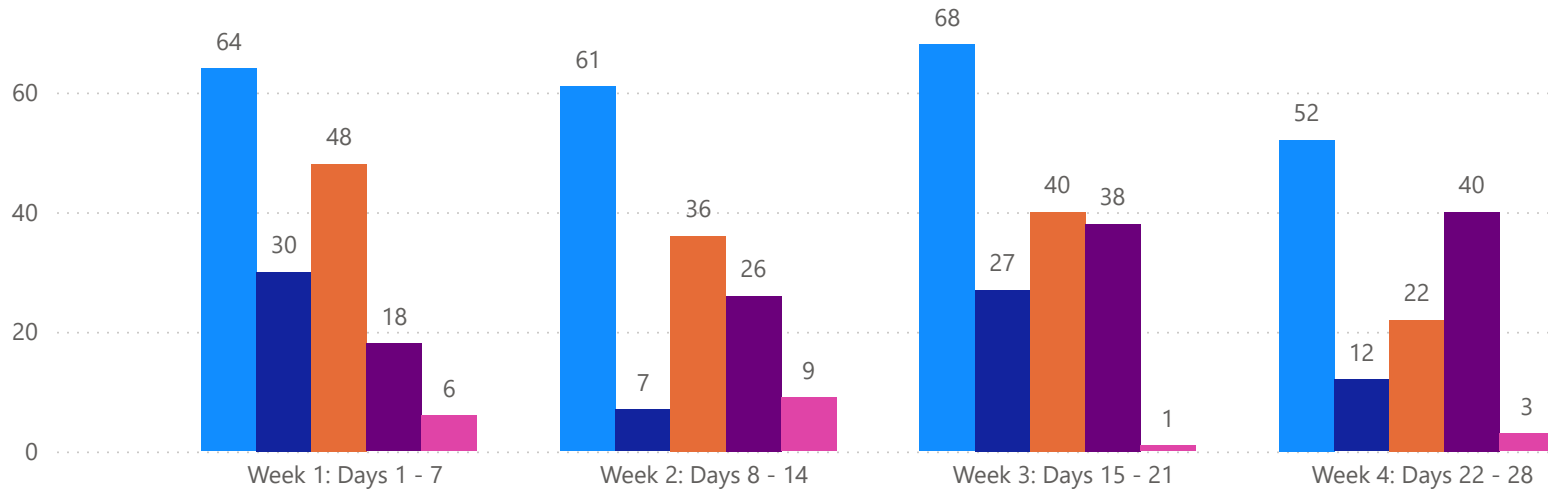


4 WEEK REAL ESTATE MARKET REPORT

MANATEE COUNTY - CONDO

6/16/2026

MLSStatus ● Active ● Canceled ● Pending ● Sold ● Temporarily Off-Market



TOTALS

MLS Status	4 Week Total
Active	245
Canceled	76
Pending	146
Sold	122
Temporarily Off-Market	19

DAILY MARKET CHANGE

Category	Sum of Manatee
Back on the Market	0
New Listings	5
Price Decrease	7
Price Increase	0

*Back on Market can be from these sources - Pending, Temp Off Market, Cancelled and Expired Listing)

7 DAY SOLD COMPARISON

Closed Prior Year	Volume	Count
Tuesday, June 16, 2026	\$497,750	2
Monday, June 15, 2026	\$1,701,190	6
Friday, June 12, 2026	\$1,187,000	3
Thursday, June 11, 2026	\$964,000	3
Wednesday, June 10, 2026	\$1,254,000	4
Total	\$5,603,940	18

Closed Prior Year	Volume	Count
Saturday, June 14, 2025	\$128,500	1
Friday, June 13, 2025	\$2,264,000	7
Thursday, June 12, 2025	\$1,534,000	4
Tuesday, June 10, 2025	\$1,247,800	6
Monday, June 09, 2025	\$855,000	4
Total	\$6,029,300	22

