



4 WEEK REAL ESTATE MARKET REPORT

Wednesday, June 17, 2026

As of: Thursday, June 18, 2026

- 1 Report Breakdown
- 2 Cumulative Tampa Bay Report - Single Family Home
- 3 Cumulative Tampa Bay Report - Condominium
- 4 Pinellas County - Single Family Home
- 5 Pinellas County - Condominium
- 6 Pasco County - Single Family Home
- 7 Pasco County - Condominium
- 8 Hillsborough County - Single Family Home
- 9 Hillsborough County - Condominium
- 10 Sarasota County - Single Family Home
- 11 Sarasota County - Condominium
- 12 Manatee County - Single Family Home
- 13 Manatee County - Condominium

4 WEEK REAL ESTATE MARKET REPORT

REPORT BREAKDOWN

Wednesday, June 17, 2026

as of: 6/18/2026

Day 1	Wednesday, June 17, 2026
Day 2	Tuesday, June 16, 2026
Day 3	Monday, June 15, 2026
Day 4	Sunday, June 14, 2026
Day 5	Saturday, June 13, 2026
Day 6	Thursday, June 18, 2026
Day 7	Wednesday, June 17, 2026
Day 8	Tuesday, June 16, 2026
Day 9	Monday, June 15, 2026
Day 10	Sunday, June 14, 2026
Day 11	Saturday, June 13, 2026
Day 12	Friday, June 12, 2026
Day 13	Thursday, June 11, 2026
Day 14	Wednesday, June 10, 2026
Day 15	Tuesday, June 9, 2026
Day 16	Monday, June 8, 2026
Day 17	Sunday, June 7, 2026
Day 18	Saturday, June 6, 2026
Day 19	Friday, June 5, 2026
Day 20	Thursday, June 4, 2026
Day 21	Wednesday, June 3, 2026
Day 22	Tuesday, June 2, 2026
Day 23	Monday, June 1, 2026
Day 24	Sunday, May 31, 2026
Day 25	Saturday, May 30, 2026
Day 26	Friday, May 29, 2026
Day 27	Thursday, May 28, 2026
Day 28	Wednesday, May 27, 2026

REPORT BREAKDOWN

GRAPH:

Active - Newly listed during the date range

Pending - Status changed to 'pending' during the date range

Sold - Closed during the date range

Canceled - Canceled during the date range

Temp off Market - Status changed to 'temp' off market' during the date range

The date ranges are not cumulative.

Day 1: Wednesday, June 17, 2026

Day 28: Wednesday, May 27, 2026

TOTALS:

4 Weeks: The summation of each date range (Day 1 - Day 28)

Market Changes

Day 1's New Listings, Price Increase, Price Decreases and Back on Market

Manatee County - Single Family Home

7 Day Sold Comparison

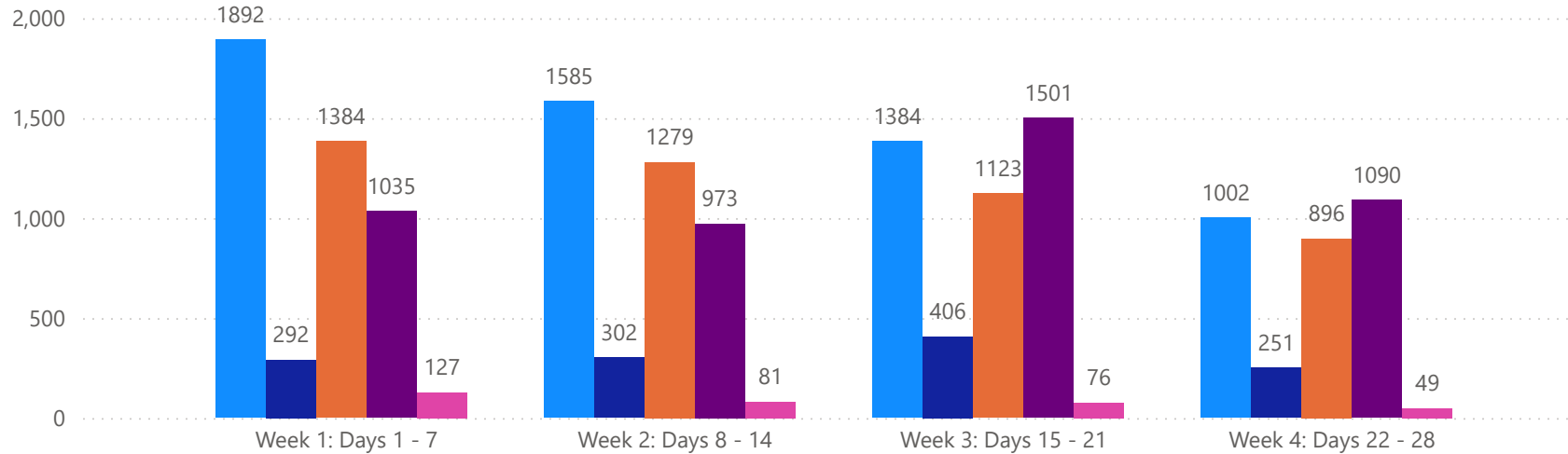
Compares the sold amount and volume in the last 7 days against the same timeframe in the prior year and days 8 - days 14.

4 WEEK REAL ESTATE MARKET REPORT

TAMPA BAY - SINGLE FAMILY HOME

6/17/2026

MLSStatus ● Active ● Canceled ● Pending ● Sold ● Temporarily Off-Market



All data is current as of today, though some MLS statuses may have changed from prior days.

TOTALS

MLS Status	4 Week Total
Active	5863
Canceled	1251
Pending	4682
Sold	4599
Temporarily Off-Market	333

DAILY MARKET CHANGE

Category	Sum of Total
Back on the Market	22
New Listings	57
Price Decrease	108
Price Increase	8

*Back on Market can be from these sources - Pending, Temp Off Market, Cancelled and Expired Listing)

7 DAY SOLD COMPARISON

Closed Prior Year	Volume	Count
Wednesday, June 17, 2026	\$56,642,634	100
Tuesday, June 16, 2026	\$84,045,318	139
Monday, June 15, 2026	\$171,802,257	280
Sunday, June 14, 2026	\$2,539,990	3
Saturday, June 13, 2026	\$2,190,924	5
Friday, June 12, 2026	\$185,569,507	312
Thursday, June 11, 2026	\$112,234,665	196
Total	\$615,025,295	1035

Closed Prior Year	Volume	Count
Monday, June 16, 2025	\$161,806,838	272
Sunday, June 15, 2025	\$300,000	1
Saturday, June 14, 2025	\$4,721,040	9
Friday, June 13, 2025	\$148,341,307	273
Thursday, June 12, 2025	\$106,683,096	217
Wednesday, June 11, 2025	\$77,737,018	131
Tuesday, June 10, 2025	\$103,397,957	187
Total	\$602,987,256	1090

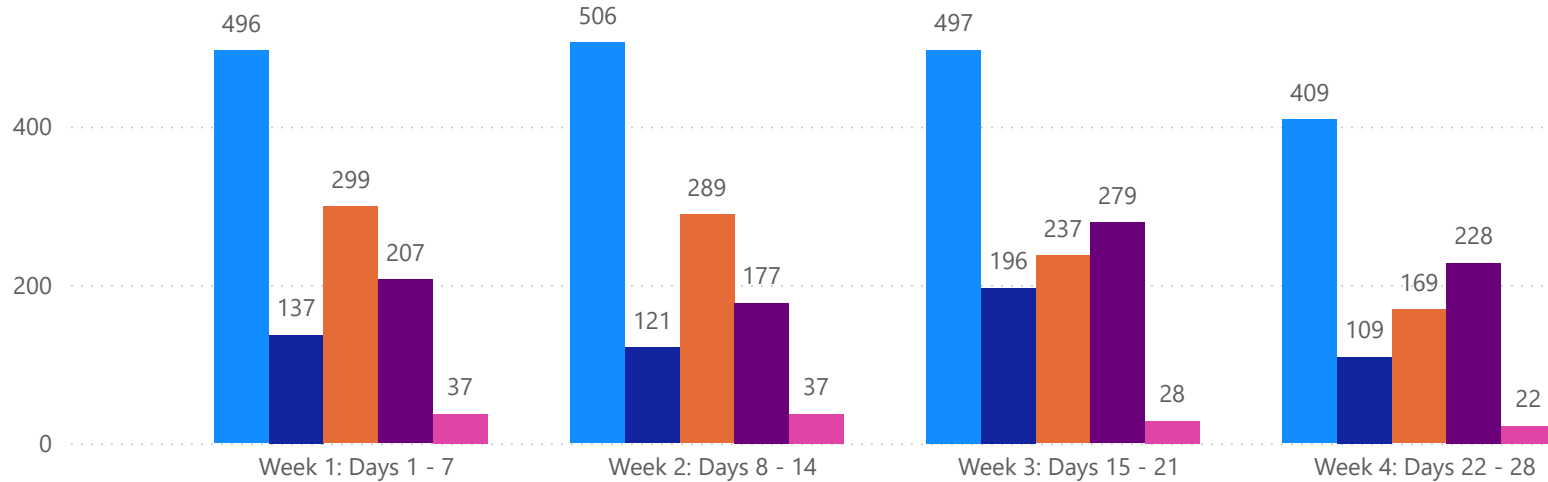


4 WEEK REAL ESTATE MARKET REPORT

TAMPA BAY - CONDO

6/17/2026

MlsStatus ● Active ● Canceled ● Pending ● Sold ● Temporarily Off-Market



All data is current as of today, though some MLS statuses may have changed from prior days.

TOTALS

MLS Status	4 Week Total
Active	1908
Canceled	563
Pending	994
Sold	891
Temporarily Off-Market	124

DAILY MARKET CHANGE

Category	Sum of Total
Back on the Market	3
New Listings	28
Price Decrease	40
Price Increase	1

*Back on Market can be from these sources - Pending, Temp Off Market, Cancelled and Expired Listing)

7 DAY SOLD COMPARISON

Closed Prior Year	Volume	Count	Closed Prior Year	Volume	Count
Wednesday, June 17, 2026	\$11,642,700	21	Monday, June 16, 2025	\$19,756,500	39
Tuesday, June 16, 2026	\$11,050,625	32	Saturday, June 14, 2025	\$128,500	1
Monday, June 15, 2026	\$24,444,622	60	Friday, June 13, 2025	\$20,684,277	52
Saturday, June 13, 2026	\$91,000	1	Thursday, June 12, 2025	\$14,064,900	27
Friday, June 12, 2026	\$32,063,500	64	Wednesday, June 11, 2025	\$6,897,500	21
Thursday, June 11, 2026	\$14,975,592	29	Tuesday, June 10, 2025	\$13,281,900	41
Total	\$94,268,039	207	Total	\$74,813,577	181

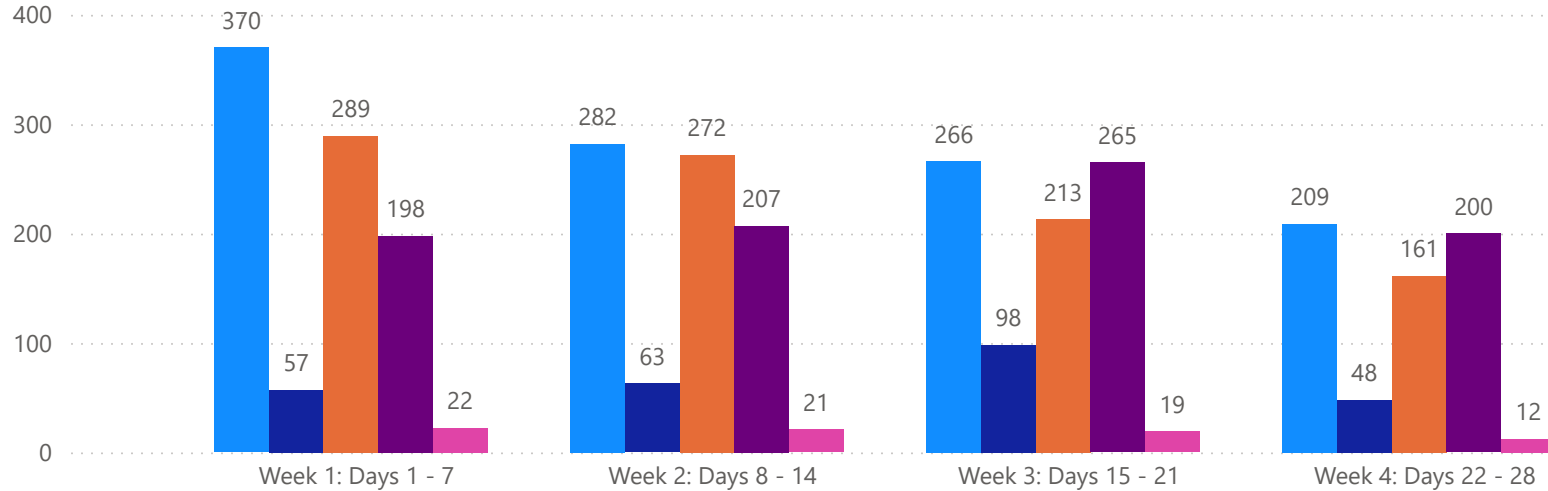


4 WEEK REAL ESTATE MARKET REPORT

PINELLAS COUNTY - SINGLE FAMILY HOME

6/17/2026

MLS Status ● Active ● Canceled ● Pending ● Sold ● Temporarily Off-Market



All data is current as of today, though some MLS statuses may have changed from prior days.

TOTALS

MLS Status	4 Week Total
Active	1127
Canceled	266
Pending	935
Sold	870
Temporarily Off-Market	74

DAILY MARKET CHANGE

Category	Sum of Pinellas
Back on the Market	13
New Listings	54
Price Decrease	70
Price Increase	4

*Back on Market can be from these sources - Pending, Temp Off Market, Cancelled and Expired Listing)

7 DAY SOLD COMPARISON

Closed Prior Year	Volume	Count	Closed Prior Year	Volume	Count
Wednesday, June 17, 2026	\$12,892,500	21	Monday, June 16, 2025	\$29,851,450	50
Tuesday, June 16, 2026	\$18,919,385	27	Saturday, June 14, 2025	\$585,000	2
Monday, June 15, 2026	\$30,795,883	51	Friday, June 13, 2025	\$30,000,582	55
Friday, June 12, 2026	\$35,829,200	62	Thursday, June 12, 2025	\$19,189,302	39
Thursday, June 11, 2026	\$22,226,700	37	Wednesday, June 11, 2025	\$18,120,000	28
Total	\$120,663,668	198	Tuesday, June 10, 2025	\$19,870,215	35
			Total	\$117,616,549	209

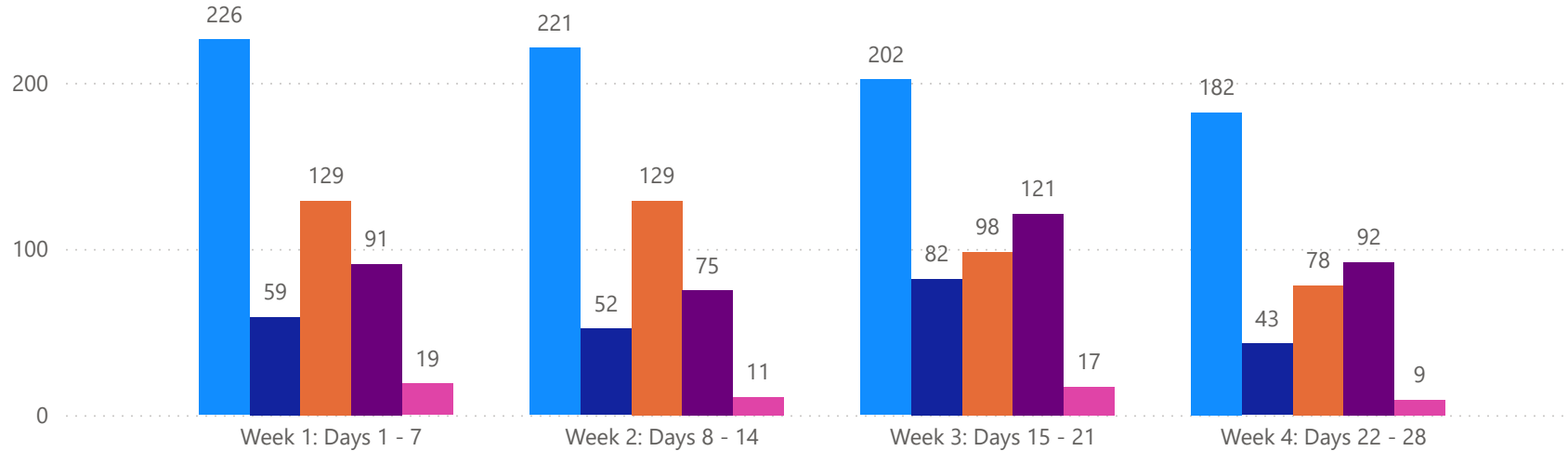


4 WEEK REAL ESTATE MARKET REPORT

PINELLAS COUNTY - CONDO

6/17/2026

MLS Status ● Active ● Canceled ● Pending ● Sold ● Temporarily Off-Market



All data is current as of today, though some MLS statuses may have changed from prior days.

TOTALS

MLS Status	4 Week Total
Active	831
Canceled	236
Pending	434
Sold	379
Temporarily Off-Market	56

DAILY MARKET CHANGE

Category	Sum of Pinellas
Back on the Market	3
New Listings	25
Price Decrease	50
Price Increase	0

*Back on Market can be from these sources - Pending, Temp Off Market, Cancelled and Expired Listing)

7 DAY SOLD COMPARISON

Closed Prior Year	Volume	Count
Wednesday, June 17, 2026	\$1,479,500	6
Tuesday, June 16, 2026	\$3,559,375	12
Monday, June 15, 2026	\$9,341,183	24
Saturday, June 13, 2026	\$91,000	1
Friday, June 12, 2026	\$13,556,600	34
Thursday, June 11, 2026	\$5,992,450	14
Total	\$34,020,108	91

Closed Prior Year	Volume	Count
Monday, June 16, 2025	\$7,852,000	19
Friday, June 13, 2025	\$11,046,777	22
Thursday, June 12, 2025	\$2,824,000	8
Wednesday, June 11, 2025	\$2,304,000	10
Tuesday, June 10, 2025	\$7,970,600	24
Total	\$31,997,377	83

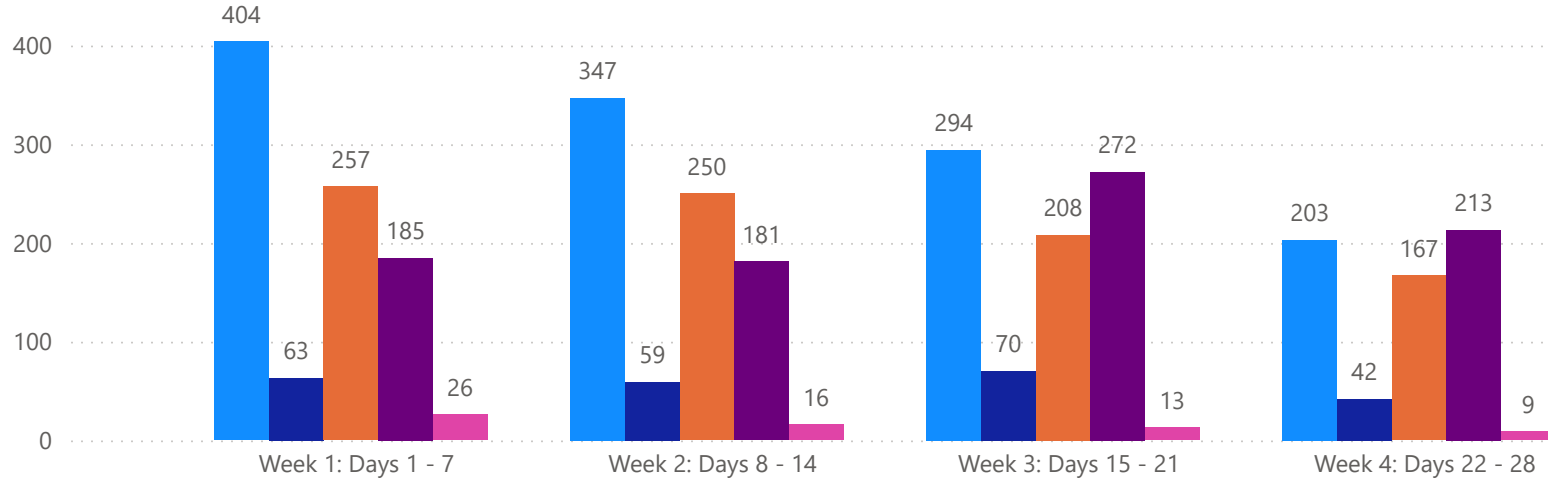


4 WEEK REAL ESTATE MARKET REPORT

PASCO COUNTY - SINGLE FAMILY HOME

6/17/2026

MLS Status ● Active ● Canceled ● Pending ● Sold ● Temporarily Off-Market



All data is current as of today, though some MLS statuses may have changed from prior days.

TOTALS

MLS Status	4 Week Total
Active	1248
Canceled	234
Pending	882
Sold	851
Temporarily Off-Market	64

DAILY MARKET CHANGE

Category	Sum of Pasco
Back on the Market	12
New Listings	53
Price Decrease	140
Price Increase	21

*Back on Market can be from these sources - Pending, Temp Off Market, Cancelled and Expired Listing)

7 DAY SOLD COMPARISON

Closed Prior Year	Volume	Count
Wednesday, June 17, 2026	\$5,038,485	12
Tuesday, June 16, 2026	\$8,442,060	22
Monday, June 15, 2026	\$20,652,663	50
Friday, June 12, 2026	\$24,413,079	56
Thursday, June 11, 2026	\$19,241,120	45
Total	\$77,787,407	185

Closed Prior Year	Volume	Count
Monday, June 16, 2025	\$23,437,570	55
Saturday, June 14, 2025	\$1,605,140	1
Friday, June 13, 2025	\$23,852,060	53
Thursday, June 12, 2025	\$20,184,926	54
Wednesday, June 11, 2025	\$8,816,371	24
Tuesday, June 10, 2025	\$14,548,893	39
Total	\$92,444,960	226

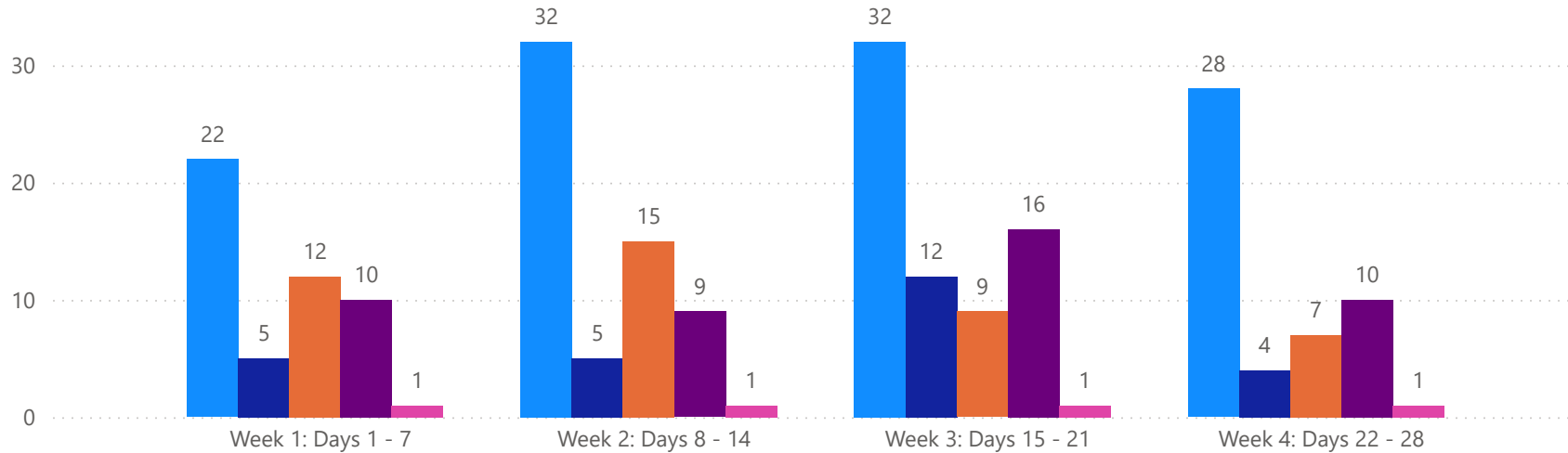


4 WEEK REAL ESTATE MARKET REPORT

PASCO COUNTY - CONDO

6/17/2026

MlsStatus ● Active ● Canceled ● Pending ● Sold ● Temporarily Off-Market



All data is current as of today, though some MLS statuses may have changed from prior days.

TOTALS

MLS Status	4 Week Total
Active	114
Canceled	26
Pending	43
Sold	45
Temporarily Off-Market	4

DAILY MARKET CHANGE

Category	Sum of Pasco
Back on the Market	0
New Listings	2
Price Decrease	2
Price Increase	0

*Back on Market can be from these sources - Pending, Temp Off Market, Cancelled and Expired Listing)

7 DAY SOLD COMPARISON

Closed Prior Year	Volume	Count
Tuesday, June 16, 2026	\$84,000	1
Monday, June 15, 2026	\$355,000	3
Friday, June 12, 2026	\$775,000	5
Thursday, June 11, 2026	\$108,000	1
Total	\$1,322,000	10

Closed Prior Year	Volume	Count
Friday, June 13, 2025	\$675,000	5
Thursday, June 12, 2025	\$479,900	2
Wednesday, June 11, 2025	\$448,000	2
Tuesday, June 10, 2025	\$285,500	2
Total	\$1,888,400	11

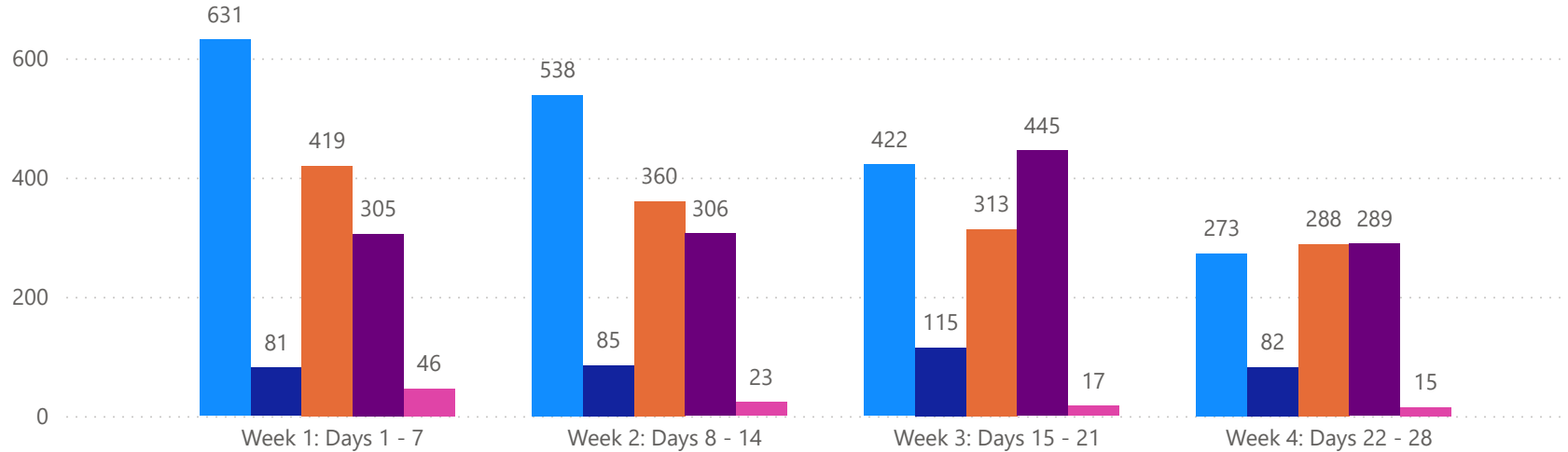


4 WEEK REAL ESTATE MARKET REPORT

HILLSBOROUGH COUNTY - SINGLE FAMILY HOME

6/17/2026

MlsStatus ● Active ● Canceled ● Pending ● Sold ● Temporarily Off-Market



All data is current as of today, though some MLS statuses may have changed from prior days.

TOTALS

MLS Status	4 Week Total
Active	1864
Canceled	363
Pending	1380
Sold	1345
Temporarily Off-Market	101

DAILY MARKET CHANGE

Category	Sum of Hillsborough	*Back on Market can be from these sources - Pending, Temp Off Market, Cancelled and Expired Listing)
Back on the Market	19	
New Listings	87	
Price Decrease	112	
Price Increase	7	

7 DAY SOLD COMPARISON

Closed Prior Year	Volume	Count	Closed Prior Year	Volume	Count
Wednesday, June 17, 2026	\$14,788,400	25	Monday, June 16, 2025	\$51,140,352	79
Tuesday, June 16, 2026	\$24,364,040	40	Saturday, June 14, 2025	\$824,900	2
Monday, June 15, 2026	\$49,754,339	84	Friday, June 13, 2025	\$45,913,655	90
Sunday, June 14, 2026	\$474,990	1	Thursday, June 12, 2025	\$31,399,536	56
Saturday, June 13, 2026	\$1,362,424	3	Wednesday, June 11, 2025	\$19,852,429	33
Friday, June 12, 2026	\$50,139,224	96	Tuesday, June 10, 2025	\$37,828,854	62
Thursday, June 11, 2026	\$32,160,509	56	Total	\$186,959,726	322
Total	\$173,043,926	305			

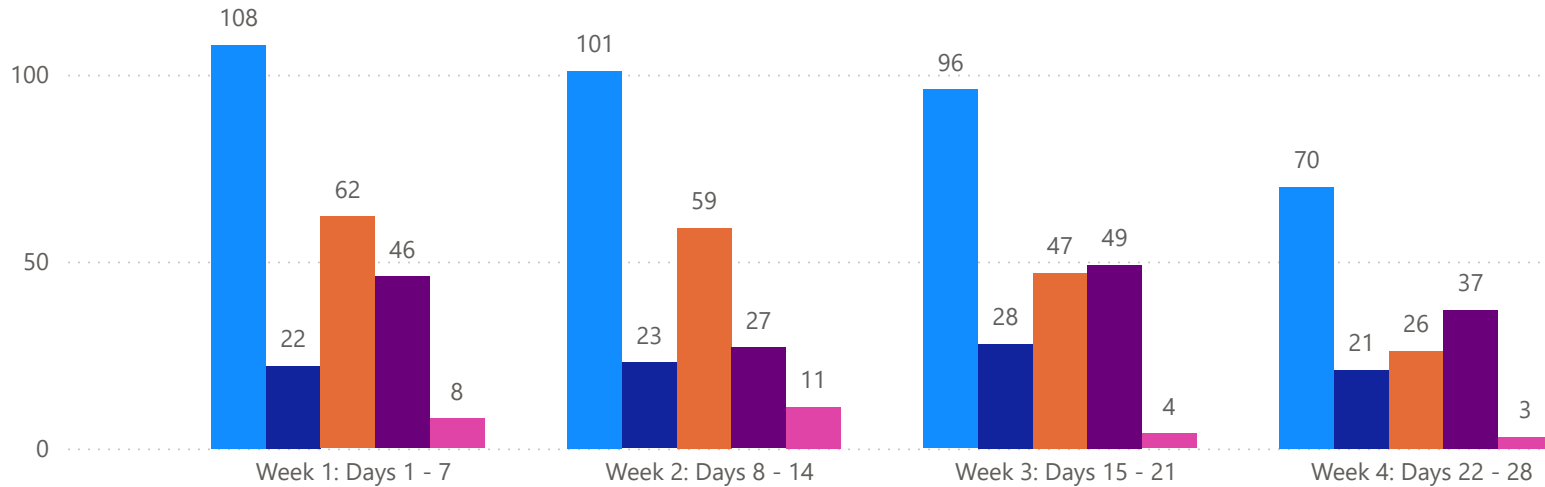


4 WEEK REAL ESTATE MARKET REPORT

HILLSBOROUGH COUNTY - CONDO

6/17/2026

MLS Status ● Active ● Canceled ● Pending ● Sold ● Temporarily Off-Market



All data is current as of today, though some MLS statuses may have changed from prior days.

TOTALS

MLS Status	4 Week Total
Active	375
Canceled	94
Pending	194
Sold	159
Temporarily Off-Market	26

DAILY MARKET CHANGE

Category	Sum of Hillsborough	*Back on Market can be from these sources - Pending, Temp Off Market, Canceled and Expired Listing)
Back on the Market	2	
New Listings	7	
Price Decrease	7	
Price Increase	0	

7 DAY SOLD COMPARISON

Closed Prior Year	Volume	Count	Closed Prior Year	Volume	Count
Wednesday, June 17, 2026	\$6,825,200	8	Monday, June 16, 2025	\$1,082,500	5
Tuesday, June 16, 2026	\$3,407,500	6	Friday, June 13, 2025	\$4,032,500	12
Monday, June 15, 2026	\$6,266,088	14	Thursday, June 12, 2025	\$1,158,000	6
Friday, June 12, 2026	\$4,098,900	12	Wednesday, June 11, 2025	\$425,000	3
Thursday, June 11, 2026	\$4,771,142	6	Tuesday, June 10, 2025	\$1,605,000	4
Total	\$25,368,830	46	Total	\$8,303,000	30

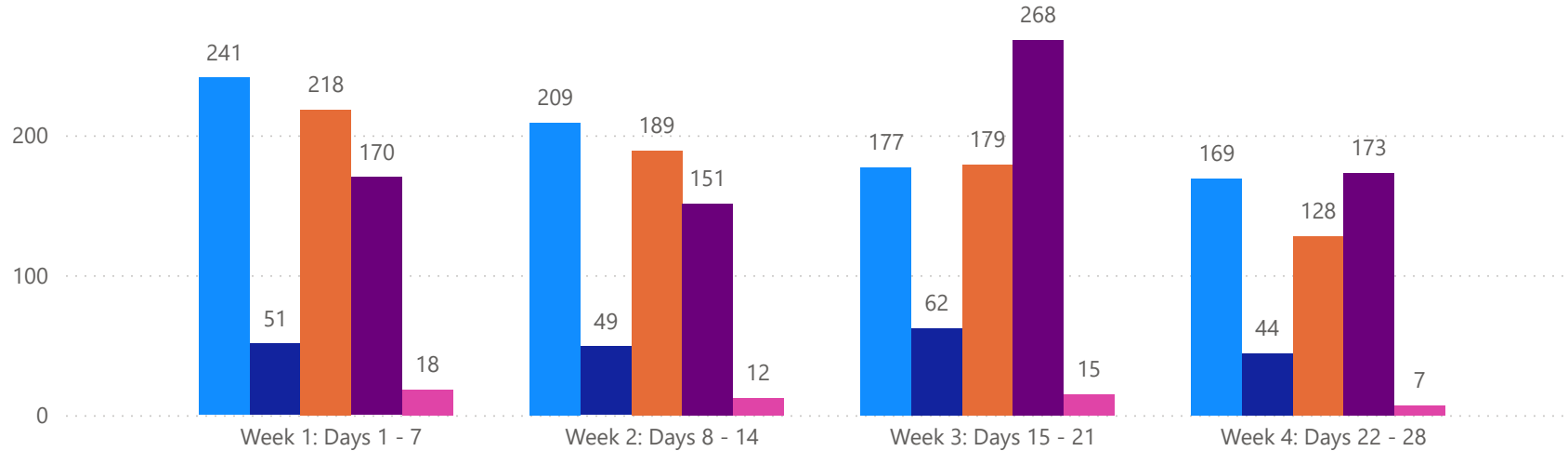


4 WEEK REAL ESTATE MARKET REPORT

SARASOTA COUNTY - SINGLE FAMILY HOME

6/17/2026

MLS Status ● Active ● Canceled ● Pending ● Sold ● Temporarily Off-Market



All data is current as of today, though some MLS statuses may have changed from prior days.

TOTALS

MLS Status	4 Week Total
Active	796
Canceled	206
Pending	714
Sold	762
Temporarily Off-Market	52

DAILY MARKET CHANGE

Category	Sum of Sarasota
Back on the Market	10
New Listings	26
Price Decrease	32
Price Increase	2

*Back on Market can be from these sources - Pending, Temp Off Market, Cancelled and Expired Listing)

7 DAY SOLD COMPARISON

Closed Prior Year	Volume	Count	Closed Prior Year	Volume	Count
Wednesday, June 17, 2026	\$16,669,249	29	Monday, June 16, 2025	\$29,187,459	43
Tuesday, June 16, 2026	\$14,658,634	22	Sunday, June 15, 2025	\$300,000	1
Monday, June 15, 2026	\$38,985,461	48	Saturday, June 14, 2025	\$1,000,000	2
Sunday, June 14, 2026	\$415,000	1	Friday, June 13, 2025	\$25,827,420	34
Saturday, June 13, 2026	\$420,000	1	Thursday, June 12, 2025	\$20,082,877	34
Friday, June 12, 2026	\$46,398,024	48	Wednesday, June 11, 2025	\$15,034,526	23
Thursday, June 11, 2026	\$17,271,600	21	Tuesday, June 10, 2025	\$19,559,901	30
Total	\$134,817,968	170	Total	\$110,992,183	167

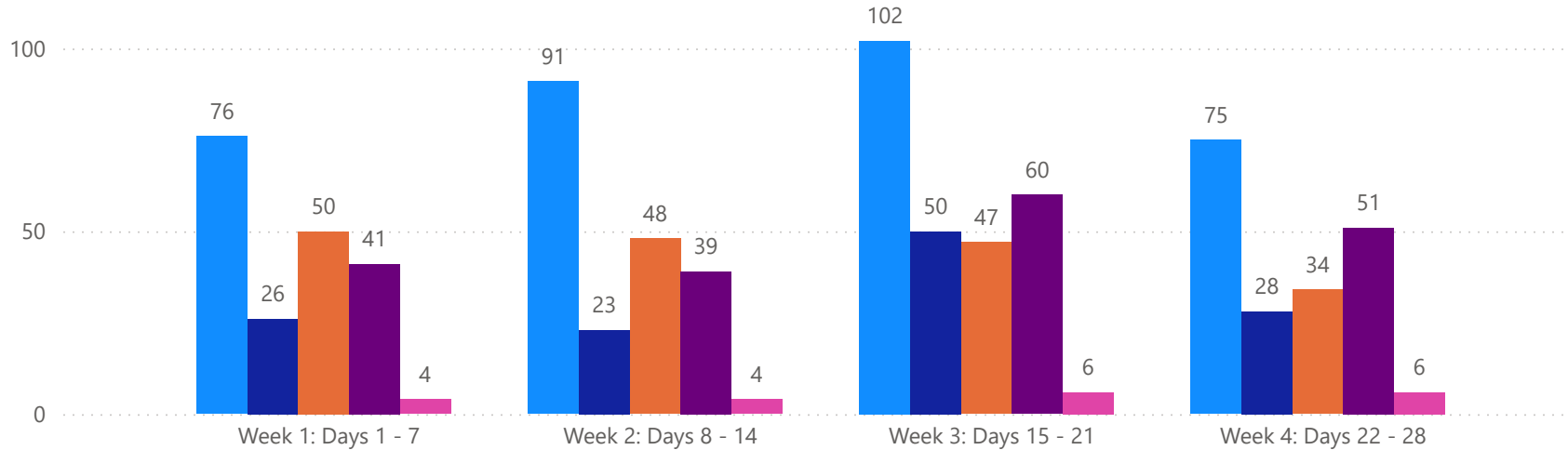


4 WEEK REAL ESTATE MARKET REPORT

SARASOTA COUNTY - CONDO

6/17/2026

MLS Status ● Active ● Canceled ● Pending ● Sold ● Temporarily Off-Market



All data is current as of today, though some MLS statuses may have changed from prior days.

TOTALS

MLS Status	4 Week Total
Active	344
Canceled	127
Pending	179
Sold	191
Temporarily Off-Market	20

DAILY MARKET CHANGE

Category	Sum of Sarasota
Back on the Market	3
New Listings	4
Price Decrease	9
Price Increase	0

*Back on Market can be from these sources - Pending, Temp Off Market, Cancelled and Expired Listing)

7 DAY SOLD COMPARISON

Closed Prior Year	Volume	Count	Closed Prior Year	Volume	Count
Wednesday, June 17, 2026	\$2,265,000	4	Monday, June 16, 2025	\$8,869,000	10
Tuesday, June 16, 2026	\$3,018,000	9	Friday, June 13, 2025	\$2,666,000	6
Monday, June 15, 2026	\$6,781,161	13	Thursday, June 12, 2025	\$8,069,000	7
Friday, June 12, 2026	\$12,446,000	10	Wednesday, June 11, 2025	\$3,720,500	6
Thursday, June 11, 2026	\$3,140,000	5	Tuesday, June 10, 2025	\$2,173,000	5
Total	\$27,650,161	41	Total	\$25,497,500	34

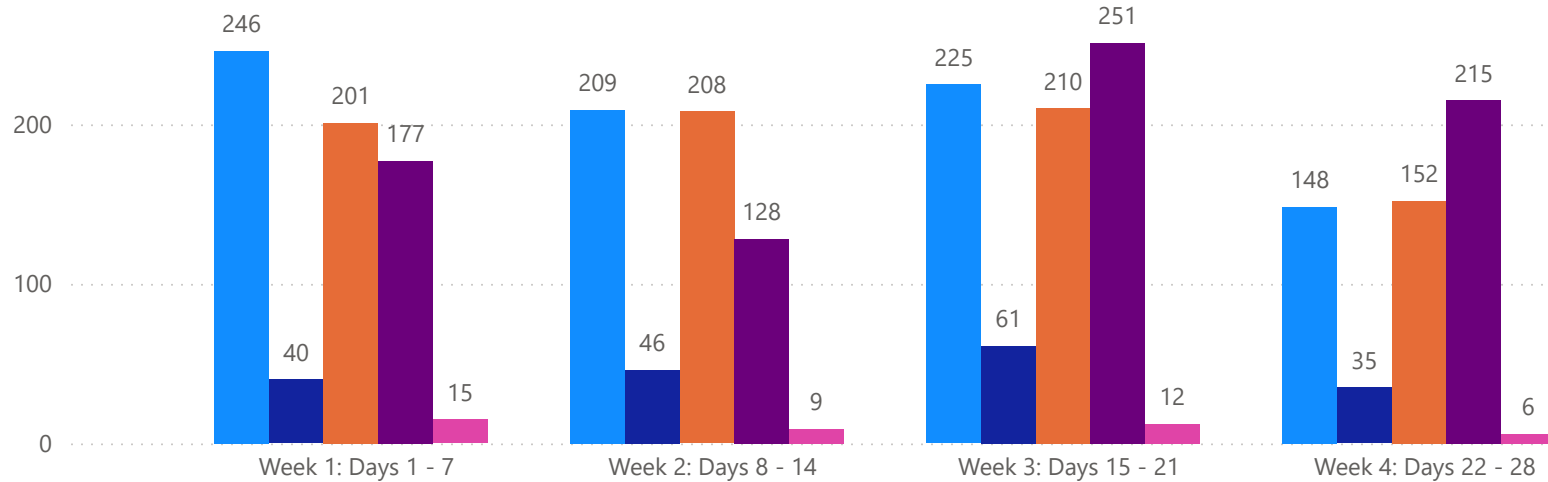


4 WEEK REAL ESTATE MARKET REPORT

MANATEE COUNTY - SINGLE FAMILY HOME

6/17/2026

MlsStatus ● Active ● Canceled ● Pending ● Sold ● Temporarily Off-Market



All data is current as of today, though some MLS statuses may have changed from prior days.

TOTALS

MLS Status	4 Week Total
Active	828
Canceled	182
Pending	771
Sold	771
Temporarily Off-Market	42

DAILY MARKET CHANGE

Category	Sum of Manatee
Back on the Market	7
New Listings	43
Price Decrease	125
Price Increase	19

*Back on Market can be from these sources - Pending, Temp Off Market, Cancelled and Expired Listing)

7 DAY SOLD COMPARISON

Closed Prior Year	Volume	Count	Closed Prior Year	Volume	Count
Wednesday, June 17, 2026	\$7,254,000	13	Monday, June 16, 2025	\$28,190,007	45
Tuesday, June 16, 2026	\$17,661,199	28	Saturday, June 14, 2025	\$706,000	2
Monday, June 15, 2026	\$31,613,911	47	Friday, June 13, 2025	\$22,747,590	41
Sunday, June 14, 2026	\$1,650,000	1	Thursday, June 12, 2025	\$15,826,455	34
Saturday, June 13, 2026	\$408,500	1	Wednesday, June 11, 2025	\$15,913,692	23
Friday, June 12, 2026	\$28,789,980	50	Tuesday, June 10, 2025	\$11,590,094	21
Thursday, June 11, 2026	\$21,334,736	37	Total	\$94,973,838	166
Total	\$108,712,326	177			

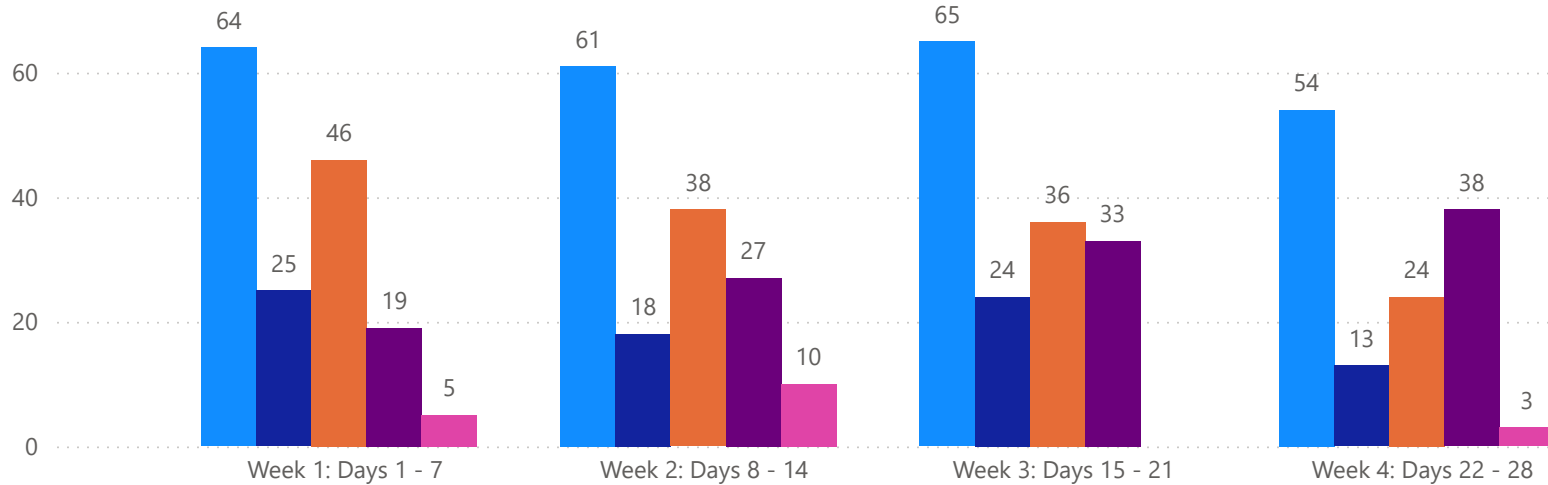


4 WEEK REAL ESTATE MARKET REPORT

MANATEE COUNTY - CONDO

6/17/2026

MLS Status ● Active ● Canceled ● Pending ● Sold ● Temporarily Off-Market



TOTALS

MLS Status	4 Week Total
Active	244
Canceled	80
Pending	144
Sold	117
Temporarily Off-Market	18

DAILY MARKET CHANGE

Category	Sum of Manatee
Back on the Market	1
New Listings	8
Price Decrease	12
Price Increase	1

*Back on Market can be from these sources - Pending, Temp Off Market, Cancelled and Expired Listing)

7 DAY SOLD COMPARISON

Closed Prior Year	Volume	Count	Closed Prior Year	Volume	Count
Wednesday, June 17, 2026	\$1,073,000	3	Monday, June 16, 2025	\$1,953,000	5
Tuesday, June 16, 2026	\$981,750	4	Saturday, June 14, 2025	\$128,500	1
Monday, June 15, 2026	\$1,701,190	6	Friday, June 13, 2025	\$2,264,000	7
Friday, June 12, 2026	\$1,187,000	3	Thursday, June 12, 2025	\$1,534,000	4
Thursday, June 11, 2026	\$964,000	3	Tuesday, June 10, 2025	\$1,247,800	6
Total	\$5,906,940	19	Total	\$7,127,300	23

