



4 WEEK REAL ESTATE MARKET REPORT

Sunday, June 21, 2026

As of: Monday, June 22, 2026

- 1 Report Breakdown
- 2 Cumulative Tampa Bay Report - Single Family Home
- 3 Cumulative Tampa Bay Report - Condominium
- 4 Pinellas County - Single Family Home
- 5 Pinellas County - Condominium
- 6 Pasco County - Single Family Home
- 7 Pasco County - Condominium
- 8 Hillsborough County - Single Family Home
- 9 Hillsborough County - Condominium
- 10 Sarasota County - Single Family Home
- 11 Sarasota County - Condominium
- 12 Manatee County - Single Family Home
- 13 Manatee County - Condominium

4 WEEK REAL ESTATE MARKET REPORT

REPORT BREAKDOWN

Sunday, June 21, 2026

as of: 6/22/2026

Day 1	Sunday, June 21, 2026
Day 2	Saturday, June 20, 2026
Day 3	Friday, June 19, 2026
Day 4	Thursday, June 18, 2026
Day 5	Wednesday, June 17, 2026
Day 6	Monday, June 22, 2026
Day 7	Sunday, June 21, 2026
Day 8	Saturday, June 20, 2026
Day 9	Friday, June 19, 2026
Day 10	Thursday, June 18, 2026
Day 11	Wednesday, June 17, 2026
Day 12	Tuesday, June 16, 2026
Day 13	Monday, June 15, 2026
Day 14	Sunday, June 14, 2026
Day 15	Saturday, June 13, 2026
Day 16	Friday, June 12, 2026
Day 17	Thursday, June 11, 2026
Day 18	Wednesday, June 10, 2026
Day 19	Tuesday, June 9, 2026
Day 20	Monday, June 8, 2026
Day 21	Sunday, June 7, 2026
Day 22	Saturday, June 6, 2026
Day 23	Friday, June 5, 2026
Day 24	Thursday, June 4, 2026
Day 25	Wednesday, June 3, 2026
Day 26	Tuesday, June 2, 2026
Day 27	Monday, June 1, 2026
Day 28	Sunday, May 31, 2026

REPORT BREAKDOWN

GRAPH:

Active - Newly listed during the date range

Pending - Status changed to 'pending' during the date range

Sold - Closed during the date range

Canceled - Canceled during the date range

Temp off Market - Status changed to 'temp' off market' during the date range

The date ranges are not cumulative.

Day 1: Sunday, June 21, 2026

Day 28: Sunday, May 31, 2026

TOTALS:

4 Weeks: The summation of each date range (Day 1 - Day 28)

Market Changes

Day 1's New Listings, Price Increase, Price Decreases and Back on Market

Manatee County - Single Family Home

7 Day Sold Comparison

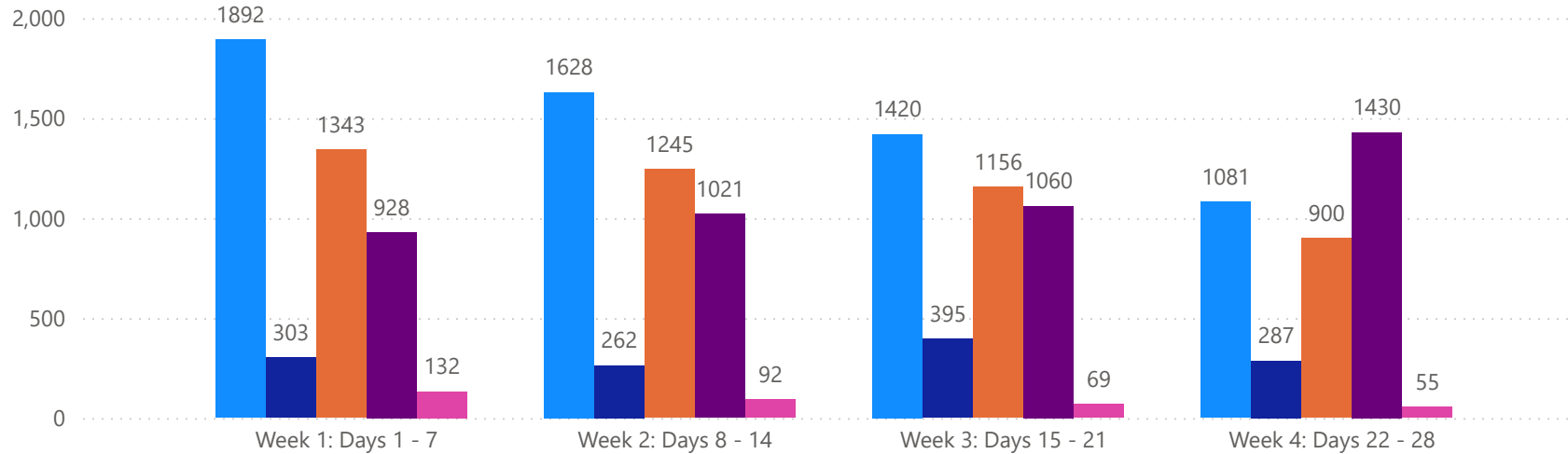
Compares the sold amount and volume in the last 7 days against the same timeframe in the prior year and days 8 - days 14.

4 WEEK REAL ESTATE MARKET REPORT

TAMPA BAY - SINGLE FAMILY HOME

6/21/2026

MLS Status ● Active ● Canceled ● Pending ● Sold ● Temporarily Off-Market



All data is current as of today, though some MLS statuses may have changed from prior days.

TOTALS

MLS Status	4 Week Total
Active	6021
Canceled	1247
Pending	4644
Sold	4439
Temporarily Off-Market	348

DAILY MARKET CHANGE

Category	Sum of Total
Back on the Market	22
New Listings	57
Price Decrease	108
Price Increase	8

*Back on Market can be from these sources - Pending, Temp Off Market, Cancelled and Expired Listing)

7 DAY SOLD COMPARISON

Closed Prior Year	Volume	Count
Sunday, June 21, 2026	\$535,000	1
Friday, June 19, 2026	\$10,560,630	16
Thursday, June 18, 2026	\$176,370,333	294
Wednesday, June 17, 2026	\$95,955,163	162
Tuesday, June 16, 2026	\$93,030,890	157
Monday, June 15, 2026	\$180,654,503	298
Total	\$557,106,519	928

Closed Prior Year	Volume	Count
Friday, June 20, 2025	\$200,819,681	359
Thursday, June 19, 2025	\$15,213,750	31
Wednesday, June 18, 2025	\$133,944,755	232
Tuesday, June 17, 2025	\$89,415,628	169
Monday, June 16, 2025	\$161,806,838	272
Sunday, June 15, 2025	\$300,000	1
Saturday, June 14, 2025	\$4,721,040	9
Total	\$606,221,692	1073

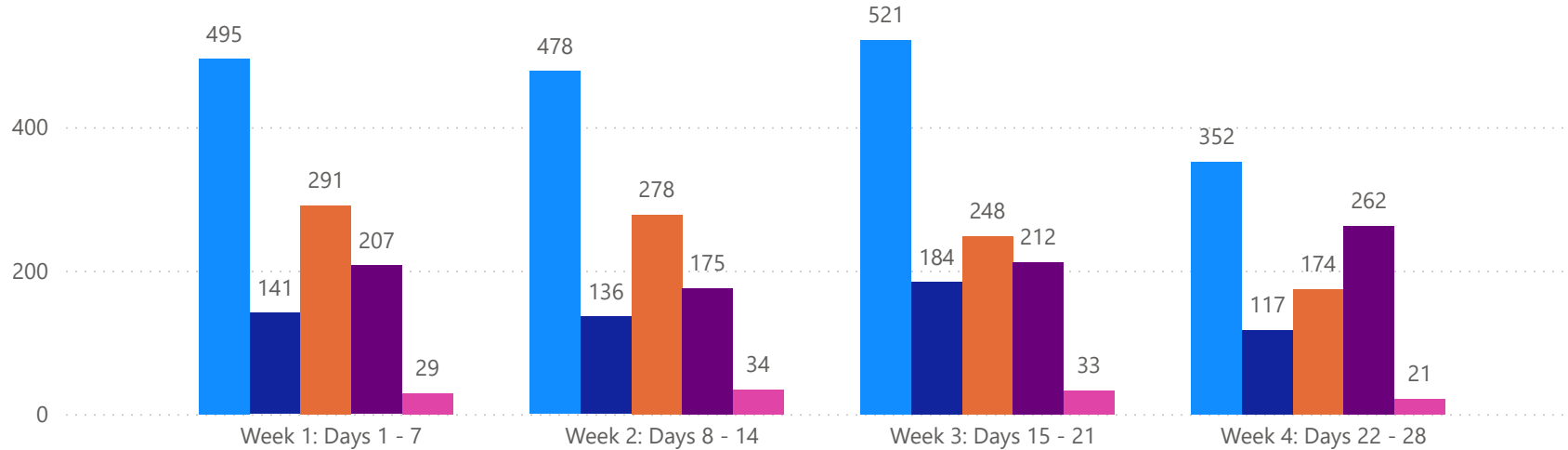


4 WEEK REAL ESTATE MARKET REPORT

TAMPA BAY - CONDO

6/21/2026

MLS Status ● Active ● Canceled ● Pending ● Sold ● Temporarily Off-Market



All data is current as of today, though some MLS statuses may have changed from prior days.

TOTALS

MLS Status	4 Week Total
Active	1846
Canceled	578
Pending	991
Sold	856
Temporarily Off-Market	117

DAILY MARKET CHANGE

Category	Sum of Total
Back on the Market	3
New Listings	28
Price Decrease	40
Price Increase	1

*Back on Market can be from these sources - Pending, Temp Off Market, Cancelled and Expired Listing)

7 DAY SOLD COMPARISON

Closed Prior Year	Volume	Count	Closed Prior Year	Volume	Count
Friday, June 19, 2026	\$9,610,818	8	Friday, June 20, 2025	\$22,560,500	71
Thursday, June 18, 2026	\$35,094,926	67	Thursday, June 19, 2025	\$3,226,900	9
Wednesday, June 17, 2026	\$18,741,700	34	Wednesday, June 18, 2025	\$19,085,400	44
Tuesday, June 16, 2026	\$14,924,145	37	Tuesday, June 17, 2025	\$14,712,000	26
Monday, June 15, 2026	\$24,504,622	61	Monday, June 16, 2025	\$19,756,500	39
Total	\$102,876,211	207	Saturday, June 14, 2025	\$128,500	1
			Total	\$79,469,800	190

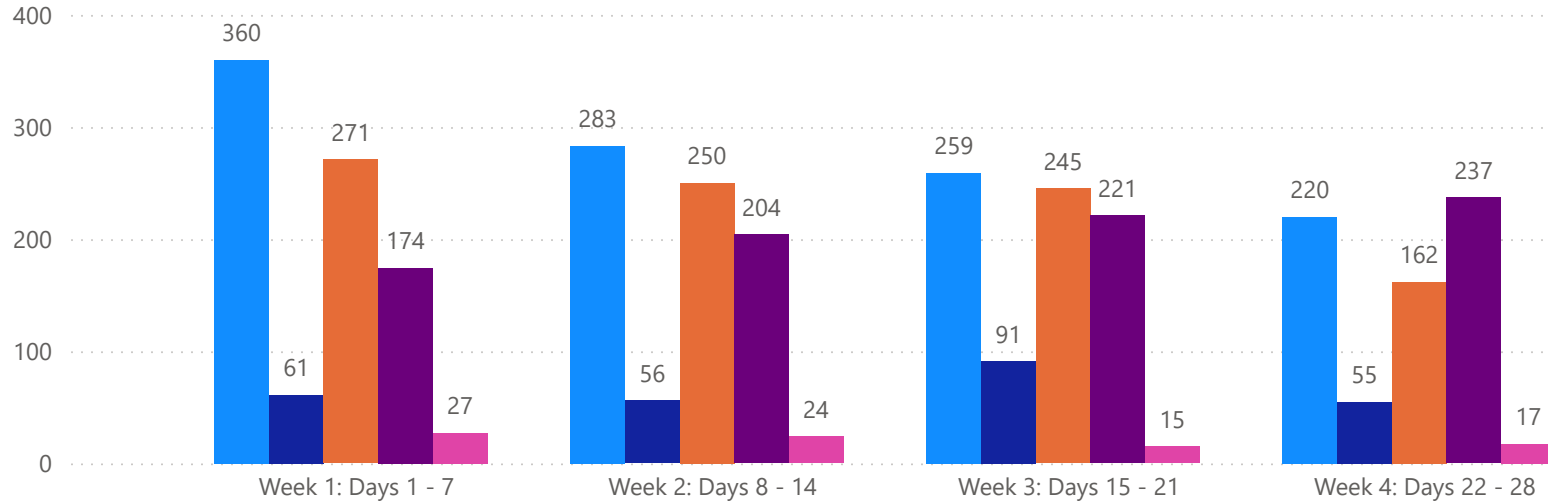


4 WEEK REAL ESTATE MARKET REPORT

PINELLAS COUNTY - SINGLE FAMILY HOME

6/21/2026

MLS Status ● Active ● Canceled ● Pending ● Sold ● Temporarily Off-Market



All data is current as of today, though some MLS statuses may have changed from prior days.

TOTALS

MLS Status	4 Week Total
Active	1122
Canceled	263
Pending	928
Sold	836
Temporarily Off-Market	83

DAILY MARKET CHANGE

Category	Sum of Pinellas
Back on the Market	4
New Listings	8
Price Decrease	18
Price Increase	0

*Back on Market can be from these sources - Pending, Temp Off Market, Cancelled and Expired Listing)

7 DAY SOLD COMPARISON

Closed Prior Year	Volume	Count	Closed Prior Year	Volume	Count
Friday, June 19, 2026	\$295,000	1	Friday, June 20, 2025	\$46,233,640	72
Thursday, June 18, 2026	\$31,452,650	52	Thursday, June 19, 2025	\$2,052,500	5
Wednesday, June 17, 2026	\$20,468,000	36	Wednesday, June 18, 2025	\$33,748,500	51
Tuesday, June 16, 2026	\$20,760,885	32	Tuesday, June 17, 2025	\$21,089,250	37
Monday, June 15, 2026	\$31,580,883	53	Monday, June 16, 2025	\$29,851,450	50
Total	\$104,557,418	174	Saturday, June 14, 2025	\$585,000	2
			Total	\$133,560,340	217

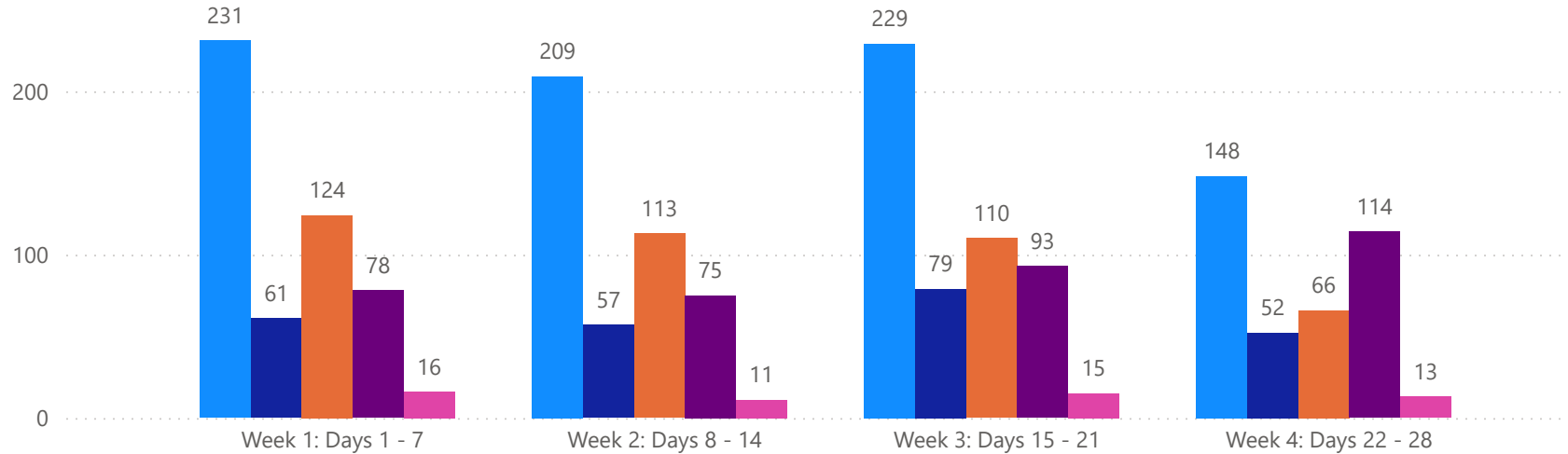


4 WEEK REAL ESTATE MARKET REPORT

PINELLAS COUNTY - CONDO

6/21/2026

MLS Status ● Active ● Canceled ● Pending ● Sold ● Temporarily Off-Market



All data is current as of today, though some MLS statuses may have changed from prior days.

TOTALS

MLS Status	4 Week Total
Active	817
Canceled	249
Pending	413
Sold	360
Temporarily Off-Market	55

DAILY MARKET CHANGE

Category	Sum of Pinellas
Back on the Market	2
New Listings	6
Price Decrease	13
Price Increase	0

*Back on Market can be from these sources - Pending, Temp Off Market, Cancelled and Expired Listing)

7 DAY SOLD COMPARISON

Closed Prior Year	Volume	Count	Closed Prior Year	Volume	Count
Friday, June 19, 2026	\$945,000	2	Friday, June 20, 2025	\$7,554,200	26
Thursday, June 18, 2026	\$11,398,500	25	Thursday, June 19, 2025	\$1,312,000	6
Wednesday, June 17, 2026	\$5,648,500	13	Wednesday, June 18, 2025	\$2,832,000	14
Tuesday, June 16, 2026	\$5,117,895	14	Tuesday, June 17, 2025	\$4,486,000	8
Monday, June 15, 2026	\$9,341,183	24	Monday, June 16, 2025	\$7,852,000	19
Total	\$32,451,078	78	Total	\$24,036,200	73

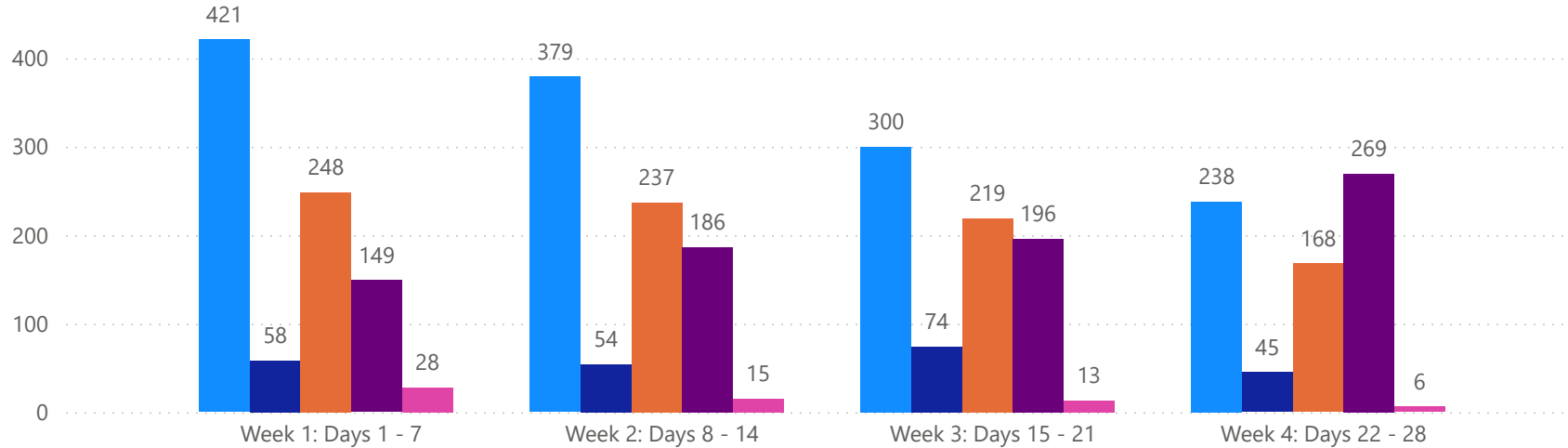


4 WEEK REAL ESTATE MARKET REPORT

PASCO COUNTY - SINGLE FAMILY HOME

6/21/2026

MLS Status ● Active ● Canceled ● Pending ● Sold ● Temporarily Off-Market



All data is current as of today, though some MLS statuses may have changed from prior days.

TOTALS

MLS Status	4 Week Total
Active	1338
Canceled	231
Pending	872
Sold	800
Temporarily Off-Market	62

DAILY MARKET CHANGE

Category	Sum of Pasco
Back on the Market	1
New Listings	23
Price Decrease	19
Price Increase	0

*Back on Market can be from these sources - Pending, Temp Off Market, Cancelled and Expired Listing)

7 DAY SOLD COMPARISON

Closed Prior Year	Volume	Count	Closed Prior Year	Volume	Count
Friday, June 19, 2026	\$2,955,140	7	Friday, June 20, 2025	\$29,377,441	69
Thursday, June 18, 2026	\$20,641,580	46	Thursday, June 19, 2025	\$2,602,430	6
Wednesday, June 17, 2026	\$9,423,920	21	Wednesday, June 18, 2025	\$15,268,890	38
Tuesday, June 16, 2026	\$8,442,060	22	Tuesday, June 17, 2025	\$12,289,186	27
Monday, June 15, 2026	\$21,902,021	53	Monday, June 16, 2025	\$23,437,570	55
Total	\$63,364,721	149	Saturday, June 14, 2025	\$1,605,140	1
			Total	\$84,580,657	196

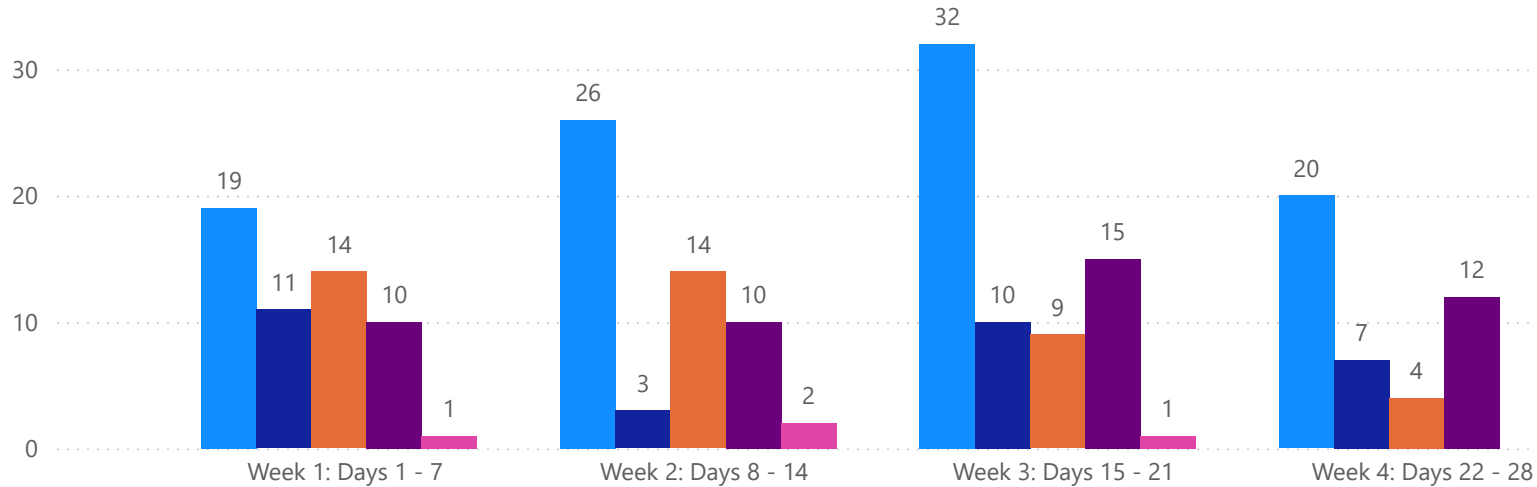


4 WEEK REAL ESTATE MARKET REPORT

PASCO COUNTY - CONDO

6/21/2026

MlsStatus ● Active ● Canceled ● Pending ● Sold ● Temporarily Off-Market



All data is current as of today, though some MLS statuses may have changed from prior days.

TOTALS

MLS Status	4 Week Total
Active	97
Canceled	31
Pending	41
Sold	47
Temporarily Off-Market	4

DAILY MARKET CHANGE

Category	Sum of Pasco
Back on the Market	0
New Listings	1
Price Decrease	0
Price Increase	0

*Back on Market can be from these sources - Pending, Temp Off Market, Cancelled and Expired Listing)

7 DAY SOLD COMPARISON

Closed Prior Year	Volume	Count
Thursday, June 18, 2026	\$429,000	4
Wednesday, June 17, 2026	\$120,000	1
Tuesday, June 16, 2026	\$84,000	1
Monday, June 15, 2026	\$415,000	4
Total	\$1,048,000	10

Closed Prior Year	Volume	Count
Friday, June 20, 2025	\$1,147,000	8
Wednesday, June 18, 2025	\$436,000	3
Tuesday, June 17, 2025	\$135,000	1
Total	\$1,718,000	12

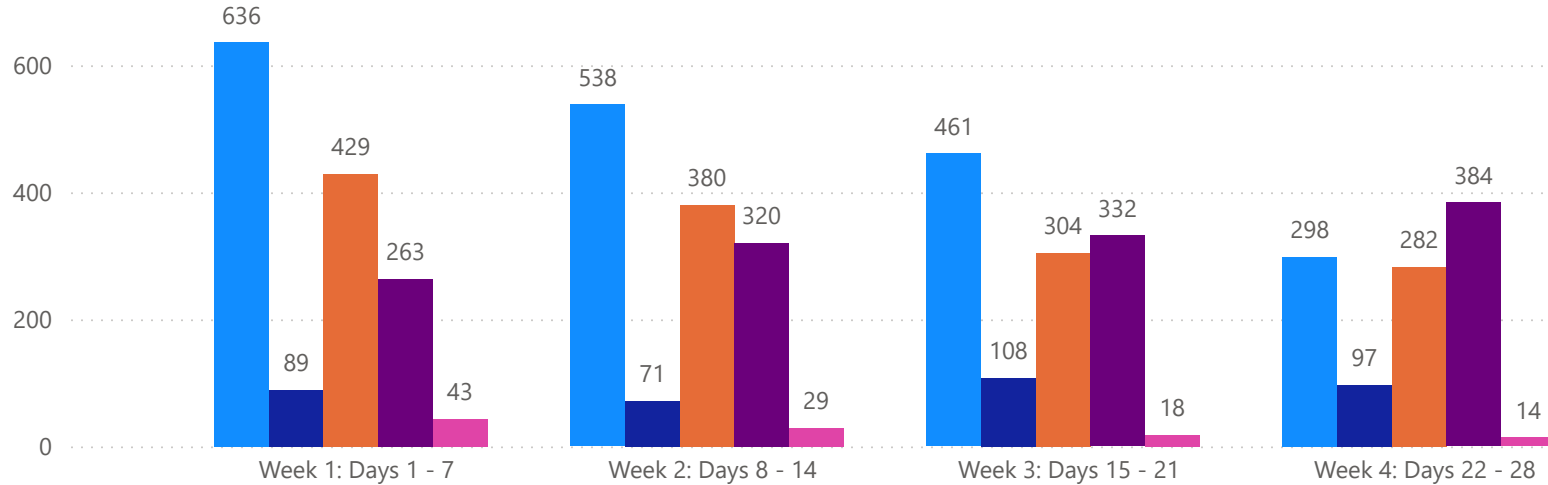


4 WEEK REAL ESTATE MARKET REPORT

HILLSBOROUGH COUNTY - SINGLE FAMILY HOME

6/21/2026

MLS Status ● Active ● Canceled ● Pending ● Sold ● Temporarily Off-Market



All data is current as of today, though some MLS statuses may have changed from prior days.

TOTALS

MLS Status	4 Week Total
Active	1933
Canceled	365
Pending	1395
Sold	1299
Temporarily Off-Market	104

DAILY MARKET CHANGE

Category	Sum of Hillsborough	*Back on Market can be from these sources - Pending, Temp Off Market, Cancelled and Expired Listing)
Back on the Market	19	
New Listings	87	
Price Decrease	112	
Price Increase	7	

7 DAY SOLD COMPARISON

Closed Prior Year	Volume	Count	Closed Prior Year	Volume	Count
Friday, June 19, 2026	\$872,490	3	Friday, June 20, 2025	\$64,684,002	115
Thursday, June 18, 2026	\$52,702,846	88	Thursday, June 19, 2025	\$3,019,890	6
Wednesday, June 17, 2026	\$23,254,445	40	Wednesday, June 18, 2025	\$36,090,922	75
Tuesday, June 16, 2026	\$27,189,040	43	Tuesday, June 17, 2025	\$32,975,850	59
Monday, June 15, 2026	\$52,829,239	89	Monday, June 16, 2025	\$51,140,352	79
Total	\$156,848,060	263	Saturday, June 14, 2025	\$824,900	2
			Total	\$188,735,916	336

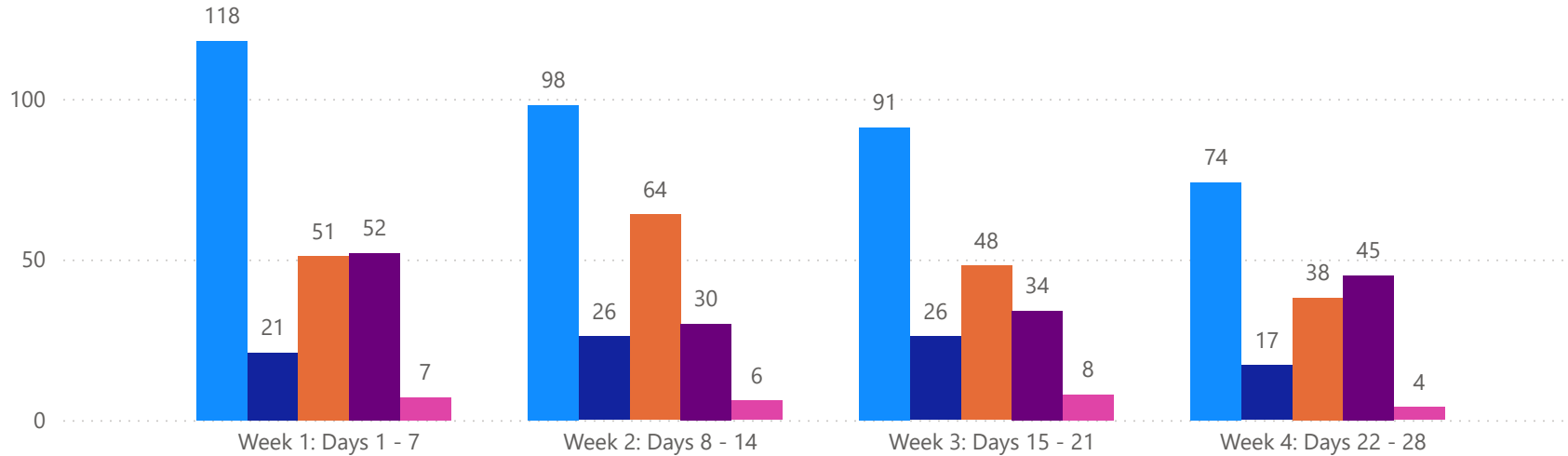


4 WEEK REAL ESTATE MARKET REPORT

HILLSBOROUGH COUNTY - CONDO

6/21/2026

MLS Status ● Active ● Canceled ● Pending ● Sold ● Temporarily Off-Market



All data is current as of today, though some MLS statuses may have changed from prior days.

TOTALS

MLS Status	4 Week Total
Active	381
Canceled	90
Pending	201
Sold	161
Temporarily Off-Market	25

DAILY MARKET CHANGE

Category	Sum of Hillsborough	*Back on Market can be from these sources - Pending, Temp Off Market, Canceled and Expired Listing)
Back on the Market	0	
New Listings	1	
Price Decrease	4	
Price Increase	0	

7 DAY SOLD COMPARISON

Closed Prior Year	Volume	Count	Closed Prior Year	Volume	Count
Friday, June 19, 2026	\$8,512,818	5	Friday, June 20, 2025	\$3,744,400	14
Thursday, June 18, 2026	\$13,616,526	18	Thursday, June 19, 2025	\$352,400	1
Wednesday, June 17, 2026	\$6,825,200	8	Wednesday, June 18, 2025	\$3,512,400	10
Tuesday, June 16, 2026	\$5,507,500	7	Tuesday, June 17, 2025	\$1,728,000	4
Monday, June 15, 2026	\$6,266,088	14	Monday, June 16, 2025	\$1,082,500	5
Total	\$40,728,132	52	Total	\$10,419,700	34

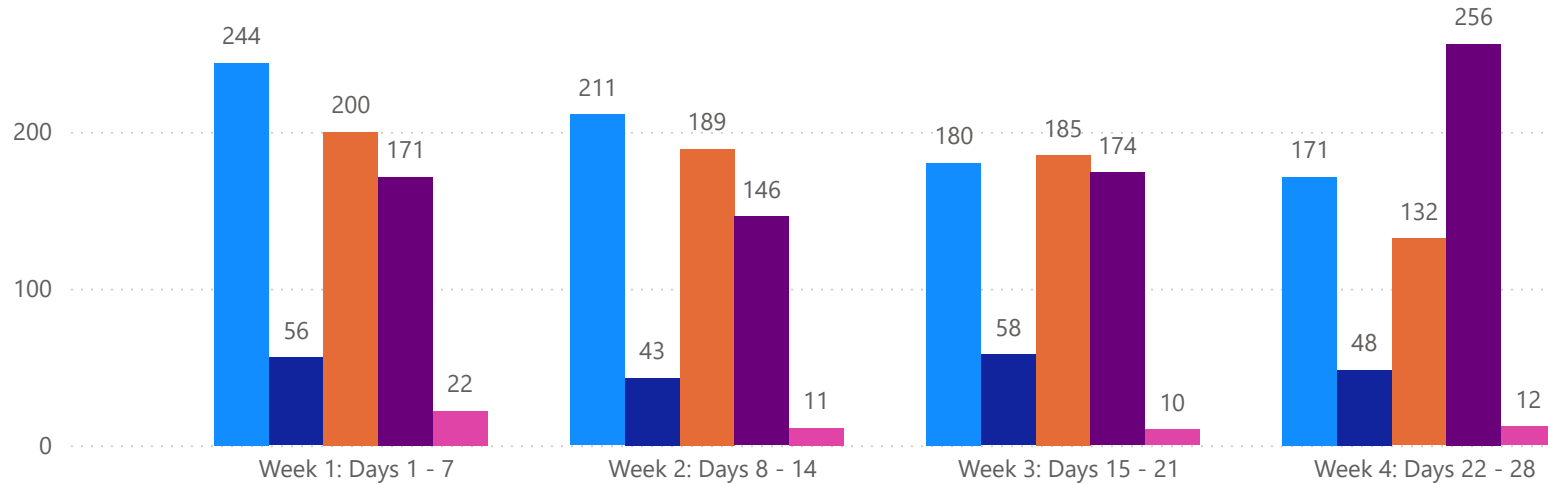


4 WEEK REAL ESTATE MARKET REPORT

SARASOTA COUNTY - SINGLE FAMILY HOME

6/21/2026

MLS Status ● Active ● Canceled ● Pending ● Sold ● Temporarily Off-Market



All data is current as of today, though some MLS statuses may have changed from prior days.

TOTALS

MLS Status	4 Week Total
Active	806
Canceled	205
Pending	706
Sold	747
Temporarily Off-Market	55

DAILY MARKET CHANGE

Category	Sum of Sarasota
Back on the Market	2
New Listings	5
Price Decrease	14
Price Increase	0

*Back on Market can be from these sources - Pending, Temp Off Market, Cancelled and Expired Listing)

7 DAY SOLD COMPARISON

Closed Prior Year	Volume	Count	Closed Prior Year	Volume	Count
Friday, June 19, 2026	\$3,848,000	4	Friday, June 20, 2025	\$35,014,844	50
Thursday, June 18, 2026	\$37,262,889	49	Thursday, June 19, 2025	\$3,436,900	7
Wednesday, June 17, 2026	\$28,825,299	41	Wednesday, June 18, 2025	\$29,559,684	40
Tuesday, June 16, 2026	\$15,953,534	25	Tuesday, June 17, 2025	\$10,110,394	19
Monday, June 15, 2026	\$40,855,361	52	Monday, June 16, 2025	\$29,187,459	43
Total	\$126,745,083	171	Sunday, June 15, 2025	\$300,000	1
			Saturday, June 14, 2025	\$1,000,000	2
			Total	\$108,609,281	162

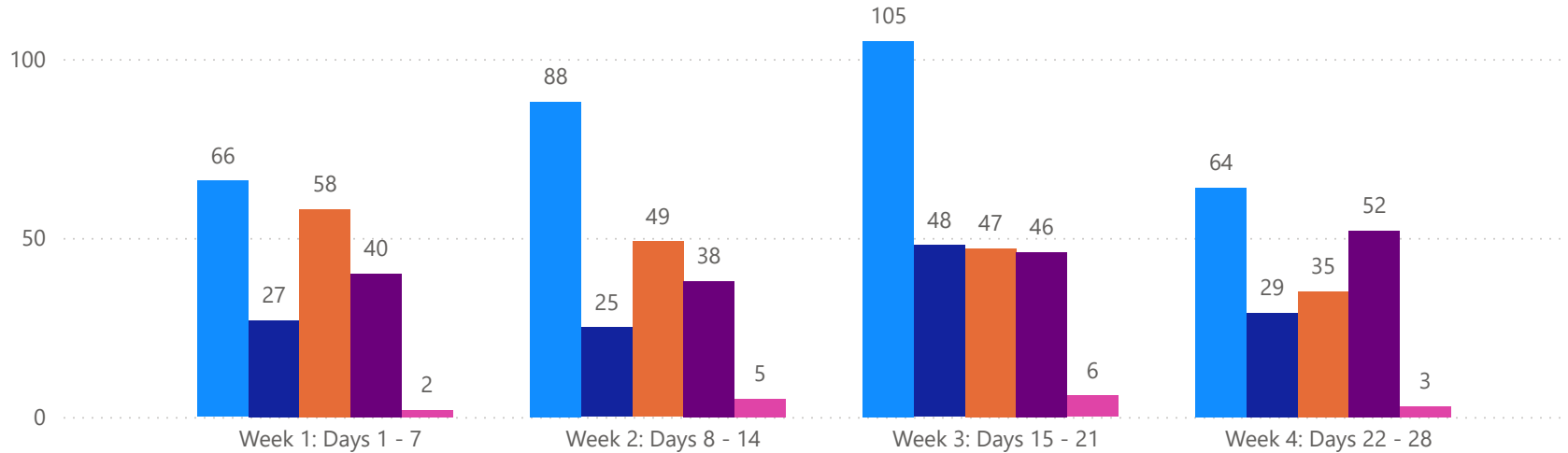


4 WEEK REAL ESTATE MARKET REPORT

SARASOTA COUNTY - CONDO

6/21/2026

MLS Status ● Active ● Canceled ● Pending ● Sold ● Temporarily Off-Market



All data is current as of today, though some MLS statuses may have changed from prior days.

TOTALS

MLS Status	4 Week Total
Active	323
Canceled	129
Pending	189
Sold	176
Temporarily Off-Market	16

DAILY MARKET CHANGE

Category	Sum of Sarasota
Back on the Market	0
New Listings	2
Price Decrease	2
Price Increase	0

*Back on Market can be from these sources - Pending, Temp Off Market, Cancelled and Expired Listing)

7 DAY SOLD COMPARISON

Closed Prior Year	Volume	Count	Closed Prior Year	Volume	Count
Thursday, June 18, 2026	\$6,593,900	11	Friday, June 20, 2025	\$5,375,000	12
Wednesday, June 17, 2026	\$3,775,000	6	Wednesday, June 18, 2025	\$10,484,000	10
Tuesday, June 16, 2026	\$3,153,000	10	Tuesday, June 17, 2025	\$6,818,000	7
Monday, June 15, 2026	\$6,781,161	13	Monday, June 16, 2025	\$8,869,000	10
Total	\$20,303,061	40	Total	\$31,546,000	39

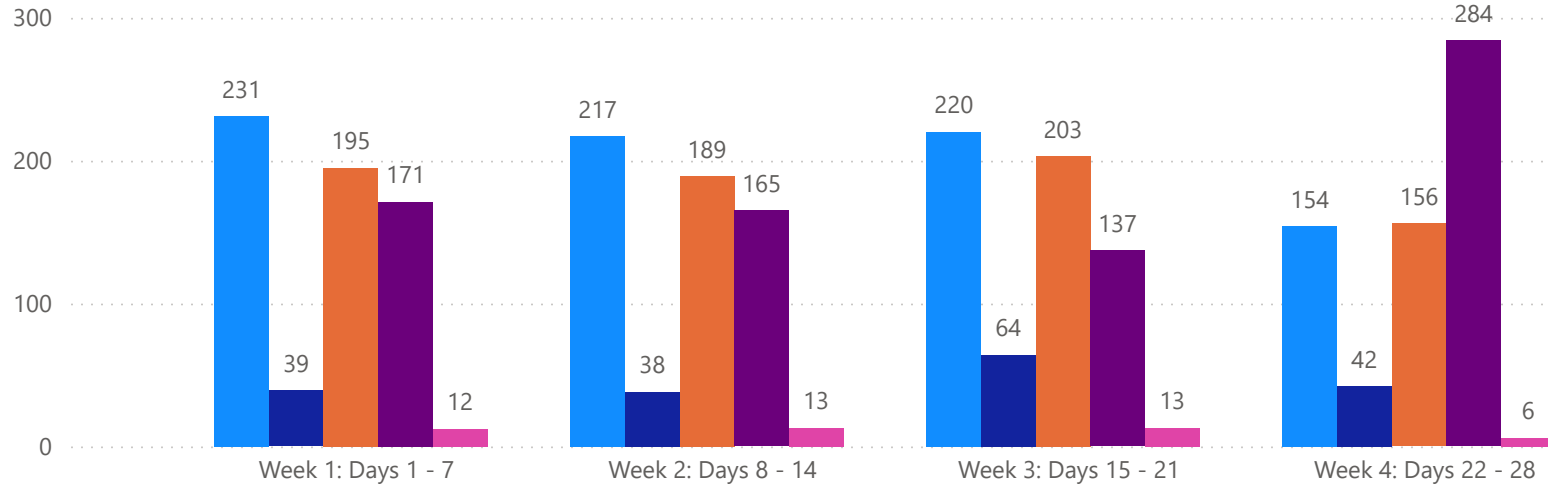


4 WEEK REAL ESTATE MARKET REPORT

MANATEE COUNTY - SINGLE FAMILY HOME

6/21/2026

MLSStatus ● Active ● Canceled ● Pending ● Sold ● Temporarily Off-Market



All data is current as of today, though some MLS statuses may have changed from prior days.

TOTALS

MLS Status	4 Week Total
Active	822
Canceled	183
Pending	743
Sold	757
Temporarily Off-Market	44

DAILY MARKET CHANGE

Category	Sum of Manatee
Back on the Market	4
New Listings	6
Price Decrease	11
Price Increase	0

*Back on Market can be from these sources - Pending, Temp Off Market, Cancelled and Expired Listing)

7 DAY SOLD COMPARISON

Closed Prior Year	Volume	Count	Closed Prior Year	Volume	Count
Sunday, June 21, 2026	\$535,000	1	Friday, June 20, 2025	\$25,509,754	53
Friday, June 19, 2026	\$2,590,000	1	Thursday, June 19, 2025	\$4,102,030	7
Thursday, June 18, 2026	\$34,310,368	59	Wednesday, June 18, 2025	\$19,276,759	28
Wednesday, June 17, 2026	\$13,983,499	24	Tuesday, June 17, 2025	\$12,950,948	27
Tuesday, June 16, 2026	\$20,685,371	35	Monday, June 16, 2025	\$28,190,007	45
Monday, June 15, 2026	\$33,486,999	51	Saturday, June 14, 2025	\$706,000	2
Total	\$105,591,237	171	Total	\$90,735,498	162

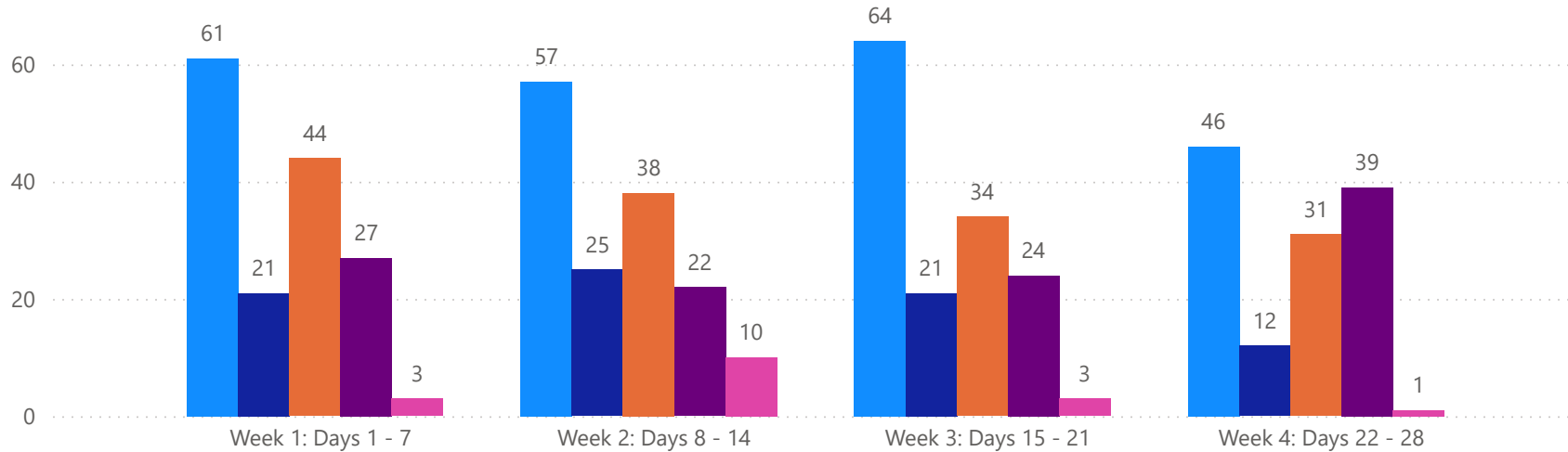


4 WEEK REAL ESTATE MARKET REPORT

MANATEE COUNTY - CONDO

6/21/2026

MlsStatus ● Active ● Canceled ● Pending ● Sold ● Temporarily Off-Market



TOTALS

MLS Status	4 Week Total
Active	228
Canceled	79
Pending	147
Sold	112
Temporarily Off-Market	17

DAILY MARKET CHANGE

Category	Sum of Manatee
Back on the Market	0
New Listings	1
Price Decrease	1
Price Increase	1

*Back on Market can be from these sources - Pending, Temp Off Market, Cancelled and Expired Listing)

7 DAY SOLD COMPARISON

Closed Prior Year	Volume	Count
Friday, June 19, 2026	\$153,000	1
Thursday, June 18, 2026	\$3,057,000	9
Wednesday, June 17, 2026	\$2,373,000	6
Tuesday, June 16, 2026	\$1,061,750	5
Monday, June 15, 2026	\$1,701,190	6
Total	\$8,345,940	27

Closed Prior Year	Volume	Count
Friday, June 20, 2025	\$4,739,900	11
Thursday, June 19, 2025	\$1,562,500	2
Wednesday, June 18, 2025	\$1,821,000	7
Tuesday, June 17, 2025	\$1,545,000	6
Monday, June 16, 2025	\$1,953,000	5
Saturday, June 14, 2025	\$128,500	1
Total	\$11,749,900	32

