

**SUNCOAST TAMPA**  
— ASSOCIATION OF —  
**REALTORS®**

**4 WEEK REAL ESTATE MARKET REPORT**

**Monday, June 22, 2026**

*As of: Tuesday, June 23, 2026*

- 1 Report Breakdown**
- 2 Cumulative Tampa Bay Report - Single Family Home**
- 3 Cumulative Tampa Bay Report - Condominium**
- 4 Pinellas County - Single Family Home**
- 5 Pinellas County - Condominium**
- 6 Pasco County - Single Family Home**
- 7 Pasco County - Condominium**
- 8 Hillsborough County - Single Family Home**
- 9 Hillsborough County - Condominium**
- 10 Sarasota County - Single Family Home**
- 11 Sarasota County - Condominium**
- 12 Manatee County - Single Family Home**
- 13 Manatee County - Condominium**

# 4 WEEK REAL ESTATE MARKET REPORT

## REPORT BREAKDOWN

Monday, June 22, 2026



as of: 6/23/2026

Day 1	Monday, June 22, 2026
Day 2	Sunday, June 21, 2026
Day 3	Saturday, June 20, 2026
Day 4	Friday, June 19, 2026
Day 5	Thursday, June 18, 2026
Day 6	Tuesday, June 23, 2026
Day 7	Monday, June 22, 2026
Day 8	Sunday, June 21, 2026
Day 9	Saturday, June 20, 2026
Day 10	Friday, June 19, 2026
Day 11	Thursday, June 18, 2026
Day 12	Wednesday, June 17, 2026
Day 13	Tuesday, June 16, 2026
Day 14	Monday, June 15, 2026
Day 15	Sunday, June 14, 2026
Day 16	Saturday, June 13, 2026
Day 17	Friday, June 12, 2026
Day 18	Thursday, June 11, 2026
Day 19	Wednesday, June 10, 2026
Day 20	Tuesday, June 9, 2026
Day 21	Monday, June 8, 2026
Day 22	Sunday, June 7, 2026
Day 23	Saturday, June 6, 2026
Day 24	Friday, June 5, 2026
Day 25	Thursday, June 4, 2026
Day 26	Wednesday, June 3, 2026
Day 27	Tuesday, June 2, 2026
Day 28	Monday, June 1, 2026

### REPORT BREAKDOWN

#### GRAPH:

Active - Newly listed during the date range

Pending - Status changed to 'pending' during the date range

Sold - Closed during the date range

Canceled - Canceled during the date range

Temp off Market - Status changed to 'temp' off market' during the date range

The date ranges are not cumulative.

Day 1: Monday, June 22, 2026

Day 28: Monday, June 1, 2026

#### TOTALS:

4 Weeks: The summation of each date range (Day 1 - Day 28)

#### Market Changes

Day 1's New Listings, Price Increase, Price Decreases and Back on Market

Manatee County - Single Family Home

#### 7 Day Sold Comparison

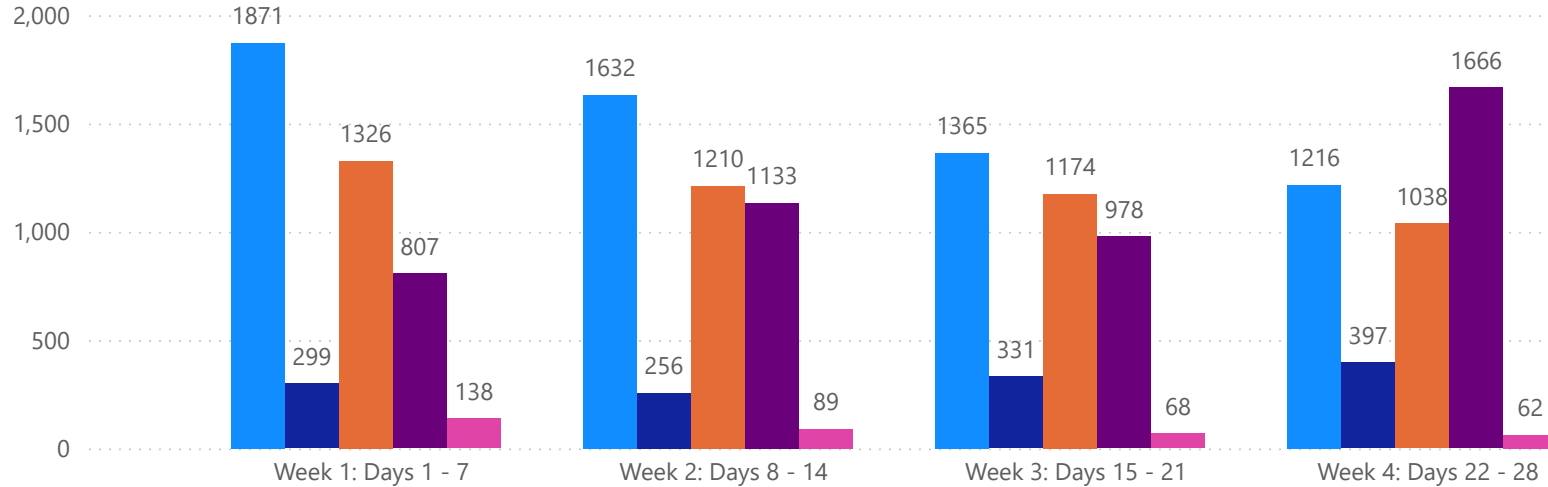
Compares the sold amount and volume in the last 7 days against the same timeframe in the prior year and days 8 - days 14.

# 4 WEEK REAL ESTATE MARKET REPORT

## TAMPA BAY - SINGLE FAMILY HOME

### 6/22/2026

MLS Status ● Active ● Canceled ● Pending ● Sold ● Temporarily Off-Market



All data is current as of today, though some MLS statuses may have changed from prior days.

### TOTALS

MLS Status	4 Week Total
Active	6084
Canceled	1283
Pending	4748
Sold	4584
Temporarily Off-Market	357

### DAILY MARKET CHANGE

Category	Sum of Total
Back on the Market	22
New Listings	57
Price Decrease	108
Price Increase	8

\*Back on Market can be from these sources - Pending, Temp Off Market, Cancelled and Expired Listing)

### 7 DAY SOLD COMPARISON

Closed Prior Year	Volume	Count	Closed Prior Year	Volume	Count
Monday, June 22, 2026	\$89,813,297	136	Saturday, June 21, 2025	\$2,474,600	7
Sunday, June 21, 2026	\$535,000	1	Friday, June 20, 2025	\$200,819,681	359
Saturday, June 20, 2026	\$375,000	1	Thursday, June 19, 2025	\$15,213,750	31
Friday, June 19, 2026	\$14,972,020	25	Wednesday, June 18, 2025	\$133,944,755	232
Thursday, June 18, 2026	\$192,722,579	323	Tuesday, June 17, 2025	\$89,415,628	169
Wednesday, June 17, 2026	\$96,281,303	163	Monday, June 16, 2025	\$161,806,838	272
Tuesday, June 16, 2026	\$93,816,495	158	Sunday, June 15, 2025	\$300,000	1
<b>Total</b>	<b>\$488,515,694</b>	<b>807</b>	<b>Total</b>	<b>\$603,975,252</b>	<b>1071</b>

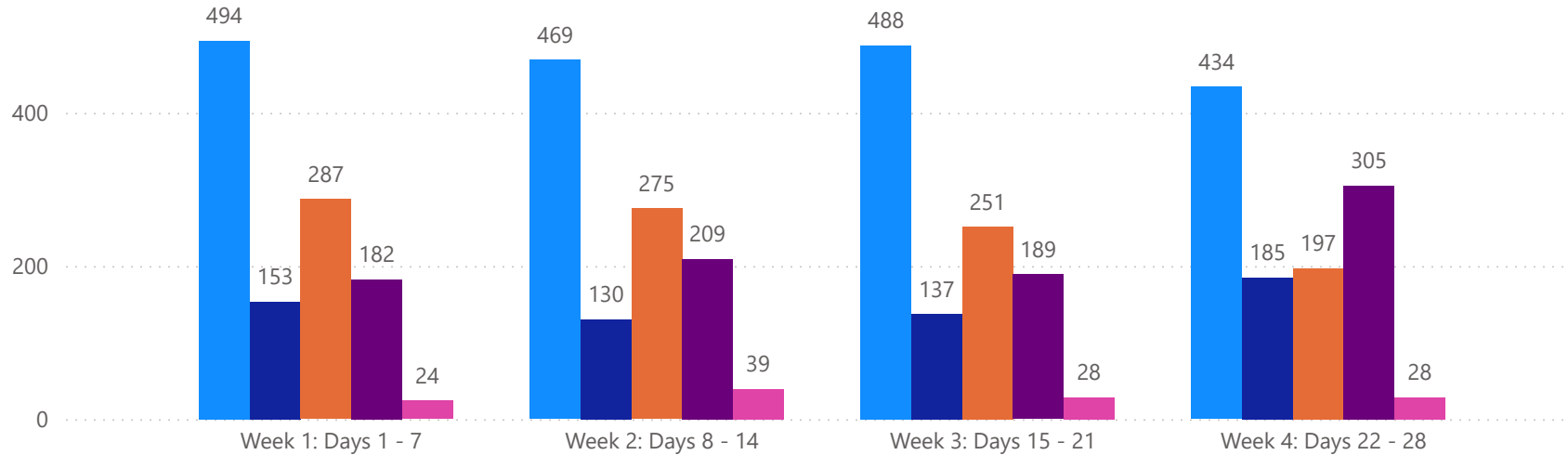


# 4 WEEK REAL ESTATE MARKET REPORT

## TAMPA BAY - CONDO

### 6/22/2026

**MLSStatus** ● Active ● Canceled ● Pending ● Sold ● Temporarily Off-Market



*All data is current as of today, though some MLS statuses may have changed from prior days.*

### TOTALS

MLS Status	4 Week Total
Active	1885
Canceled	605
Pending	1010
Sold	885
Temporarily Off-Market	119

### DAILY MARKET CHANGE

Category	Sum of Total
Back on the Market	3
New Listings	28
Price Decrease	40
Price Increase	1

\*Back on Market can be from these sources - Pending, Temp Off Market, Cancelled and Expired Listing)

### 7 DAY SOLD COMPARISON

Closed Prior Year	Volume	Count	Closed Prior Year	Volume	Count
Monday, June 22, 2026	\$15,764,707	27	Saturday, June 21, 2025	\$131,000	1
Friday, June 19, 2026	\$10,963,818	11	Friday, June 20, 2025	\$22,560,500	71
Thursday, June 18, 2026	\$36,789,926	73	Thursday, June 19, 2025	\$3,226,900	9
Wednesday, June 17, 2026	\$18,741,700	34	Wednesday, June 18, 2025	\$19,085,400	44
Tuesday, June 16, 2026	\$14,924,145	37	Tuesday, June 17, 2025	\$14,712,000	26
<b>Total</b>	<b>\$97,184,296</b>	<b>182</b>	Monday, June 16, 2025	\$19,756,500	39
			<b>Total</b>	<b>\$79,472,300</b>	<b>190</b>

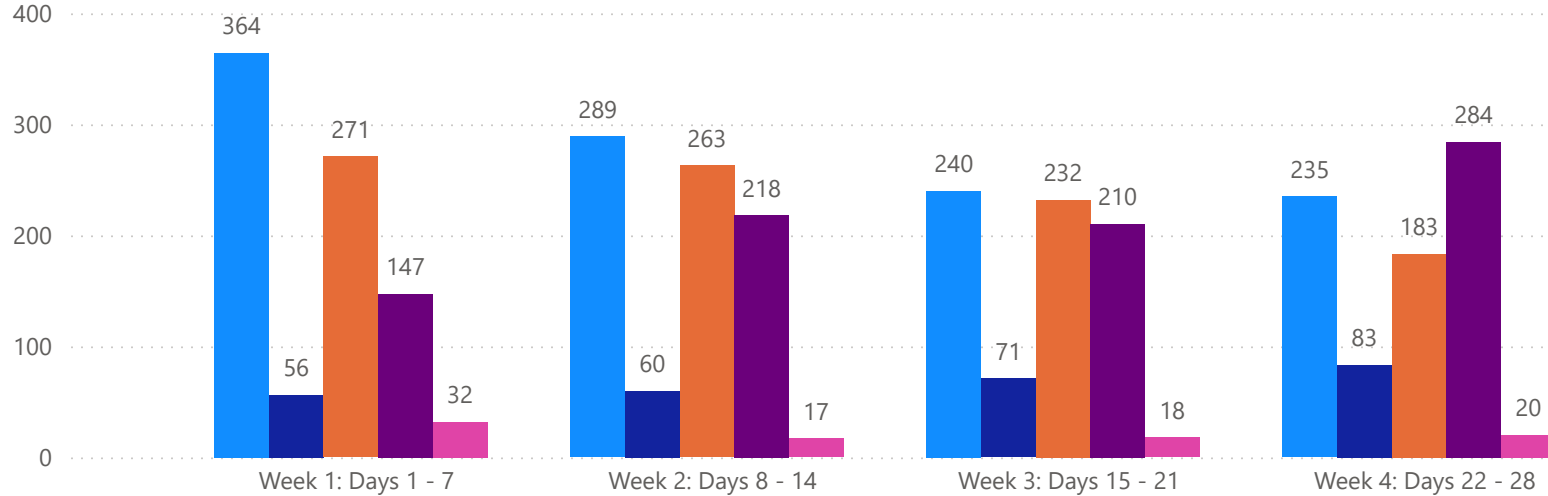


# 4 WEEK REAL ESTATE MARKET REPORT

## PINELLAS COUNTY - SINGLE FAMILY HOME

### 6/22/2026

MLS Status ● Active ● Canceled ● Pending ● Sold ● Temporarily Off-Market



All data is current as of today, though some MLS statuses may have changed from prior days.

### TOTALS

MLS Status	4 Week Total
Active	1128
Canceled	270
Pending	949
Sold	859
Temporarily Off-Market	87

### DAILY MARKET CHANGE

Category	Sum of Pinellas
Back on the Market	16
New Listings	43
Price Decrease	53
Price Increase	1

\*Back on Market can be from these sources - Pending, Temp Off Market, Cancelled and Expired Listing)

### 7 DAY SOLD COMPARISON

Closed Prior Year	Volume	Count
Monday, June 22, 2026	\$13,200,780	22
Friday, June 19, 2026	\$900,000	2
Thursday, June 18, 2026	\$32,722,050	55
Wednesday, June 17, 2026	\$20,468,000	36
Tuesday, June 16, 2026	\$20,760,885	32
<b>Total</b>	<b>\$88,051,715</b>	<b>147</b>

Closed Prior Year	Volume	Count
Saturday, June 21, 2025	\$665,000	1
Friday, June 20, 2025	\$46,233,640	72
Thursday, June 19, 2025	\$2,052,500	5
Wednesday, June 18, 2025	\$33,748,500	51
Tuesday, June 17, 2025	\$21,089,250	37
Monday, June 16, 2025	\$29,851,450	50
<b>Total</b>	<b>\$133,640,340</b>	<b>216</b>

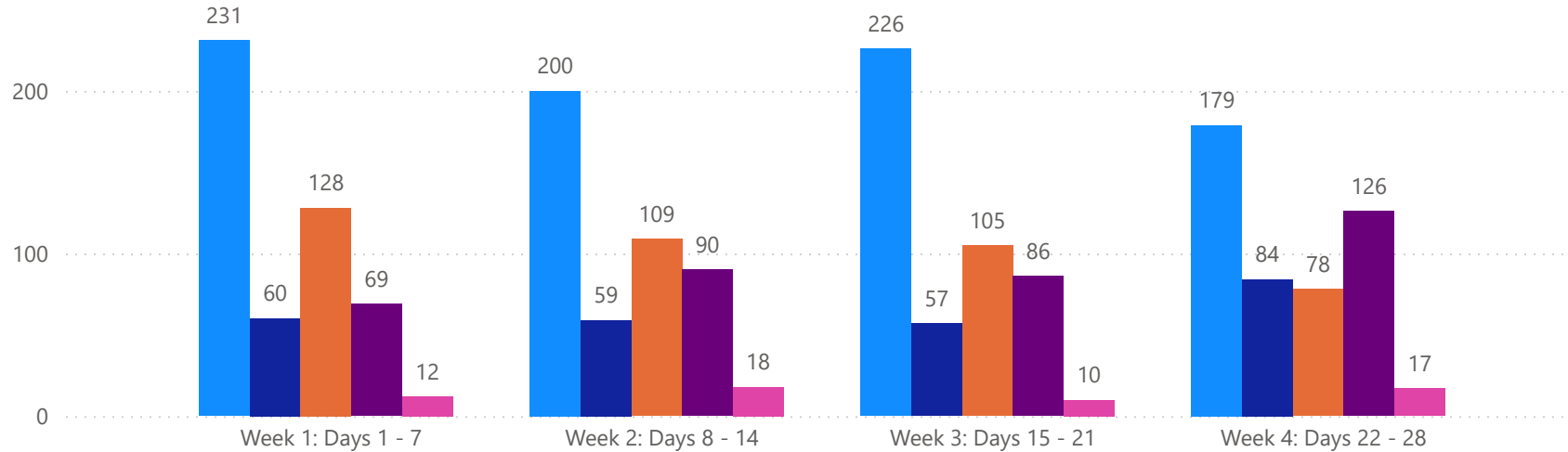


# 4 WEEK REAL ESTATE MARKET REPORT

## PINELLAS COUNTY - CONDO

6/22/2026

MLS Status ● Active ● Canceled ● Pending ● Sold ● Temporarily Off-Market



All data is current as of today, though some MLS statuses may have changed from prior days.

### TOTALS

MLS Status	4 Week Total
Active	836
Canceled	260
Pending	420
Sold	371
Temporarily Off-Market	57

### DAILY MARKET CHANGE

Category	Sum of Pinellas
Back on the Market	10
New Listings	15
Price Decrease	33
Price Increase	2

\*Back on Market can be from these sources - Pending, Temp Off Market, Cancelled and Expired Listing)

### 7 DAY SOLD COMPARISON

Closed Prior Year	Volume	Count
Monday, June 22, 2026	\$5,889,000	12
Friday, June 19, 2026	\$1,398,000	4
Thursday, June 18, 2026	\$11,618,500	26
Wednesday, June 17, 2026	\$5,648,500	13
Tuesday, June 16, 2026	\$5,117,895	14
<b>Total</b>	<b>\$29,671,895</b>	<b>69</b>

Closed Prior Year	Volume	Count
Saturday, June 21, 2025	\$131,000	1
Friday, June 20, 2025	\$7,554,200	26
Thursday, June 19, 2025	\$1,312,000	6
Wednesday, June 18, 2025	\$2,832,000	14
Tuesday, June 17, 2025	\$4,486,000	8
Monday, June 16, 2025	\$7,852,000	19
<b>Total</b>	<b>\$24,167,200</b>	<b>74</b>

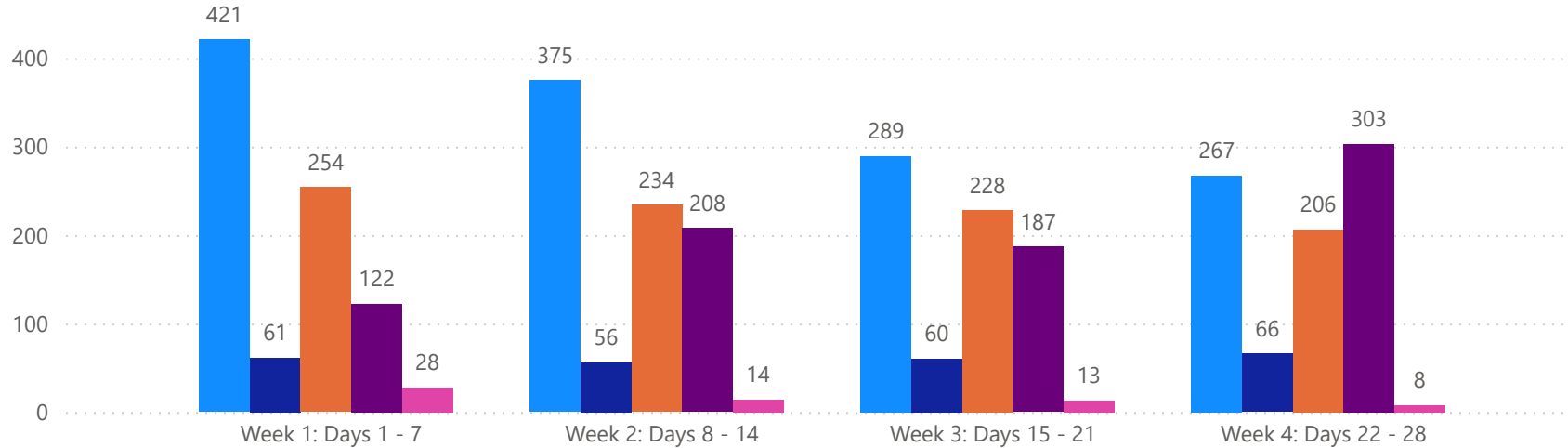


# 4 WEEK REAL ESTATE MARKET REPORT

## PASCO COUNTY - SINGLE FAMILY HOME

### 6/22/2026

MLS Status ● Active ● Canceled ● Pending ● Sold ● Temporarily Off-Market



All data is current as of today, though some MLS statuses may have changed from prior days.

### TOTALS

MLS Status	4 Week Total
Active	1352
Canceled	243
Pending	922
Sold	820
Temporarily Off-Market	63

### DAILY MARKET CHANGE

Category	Sum of Pasco
Back on the Market	9
New Listings	48
Price Decrease	72
Price Increase	5

\*Back on Market can be from these sources - Pending, Temp Off Market, Cancelled and Expired Listing)

### 7 DAY SOLD COMPARISON

Closed Prior Year	Volume	Count
Monday, June 22, 2026	\$8,914,707	20
Friday, June 19, 2026	\$3,515,140	8
Thursday, June 18, 2026	\$22,881,625	51
Wednesday, June 17, 2026	\$9,423,920	21
Tuesday, June 16, 2026	\$8,442,060	22
<b>Total</b>	<b>\$53,177,452</b>	<b>122</b>

Closed Prior Year	Volume	Count
Saturday, June 21, 2025	\$425,000	2
Friday, June 20, 2025	\$29,377,441	69
Thursday, June 19, 2025	\$2,602,430	6
Wednesday, June 18, 2025	\$15,268,890	38
Tuesday, June 17, 2025	\$12,289,186	27
Monday, June 16, 2025	\$23,437,570	55
<b>Total</b>	<b>\$83,400,517</b>	<b>197</b>

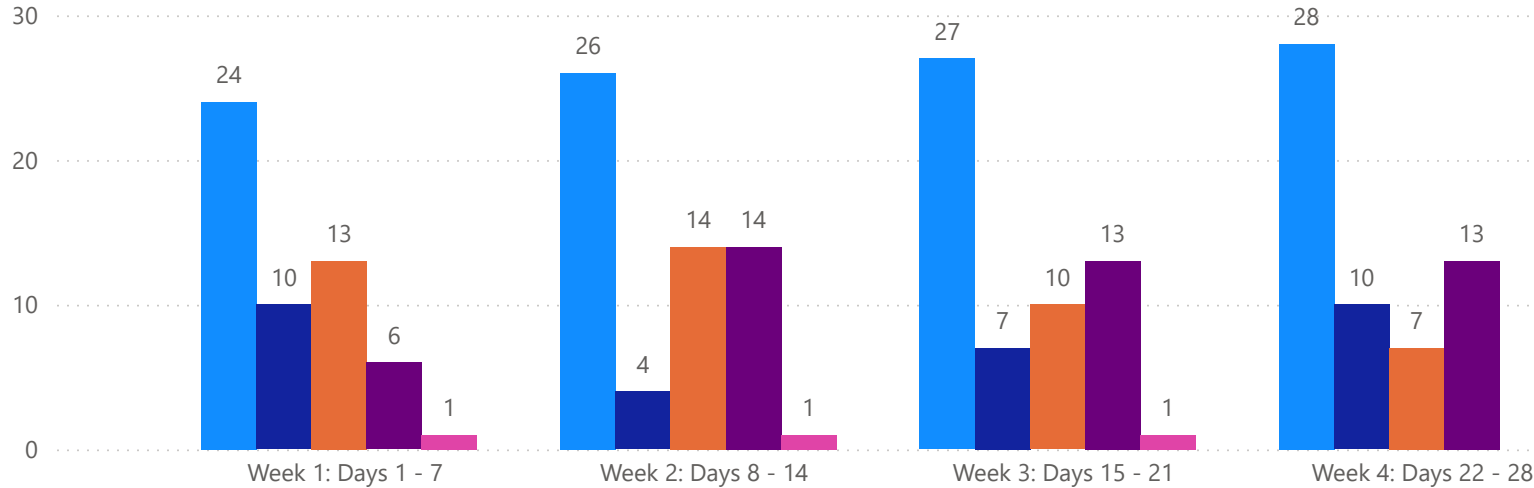


# 4 WEEK REAL ESTATE MARKET REPORT

## PASCO COUNTY - CONDO

6/22/2026

MlsStatus ● Active ● Canceled ● Pending ● Sold ● Temporarily Off-Market



All data is current as of today, though some MLS statuses may have changed from prior days.

### TOTALS

MLS Status	4 Week Total
Active	105
Canceled	31
Pending	44
Sold	46
Temporarily Off-Market	3


### DAILY MARKET CHANGE

Category	Sum of Pasco
Back on the Market	1
New Listings	4
Price Decrease	6
Price Increase	1

\*Back on Market can be from these sources - Pending, Temp Off Market, Cancelled and Expired Listing)

### 7 DAY SOLD COMPARISON

Closed Prior Year	Volume	Count	Closed Prior Year	Volume	Count
Thursday, June 18, 2026	\$429,000	4	Friday, June 20, 2025	\$1,147,000	8
Wednesday, June 17, 2026	\$120,000	1	Wednesday, June 18, 2025	\$436,000	3
Tuesday, June 16, 2026	\$84,000	1	Tuesday, June 17, 2025	\$135,000	1
<b>Total</b>	<b>\$633,000</b>	<b>6</b>	<b>Total</b>	<b>\$1,718,000</b>	<b>12</b>

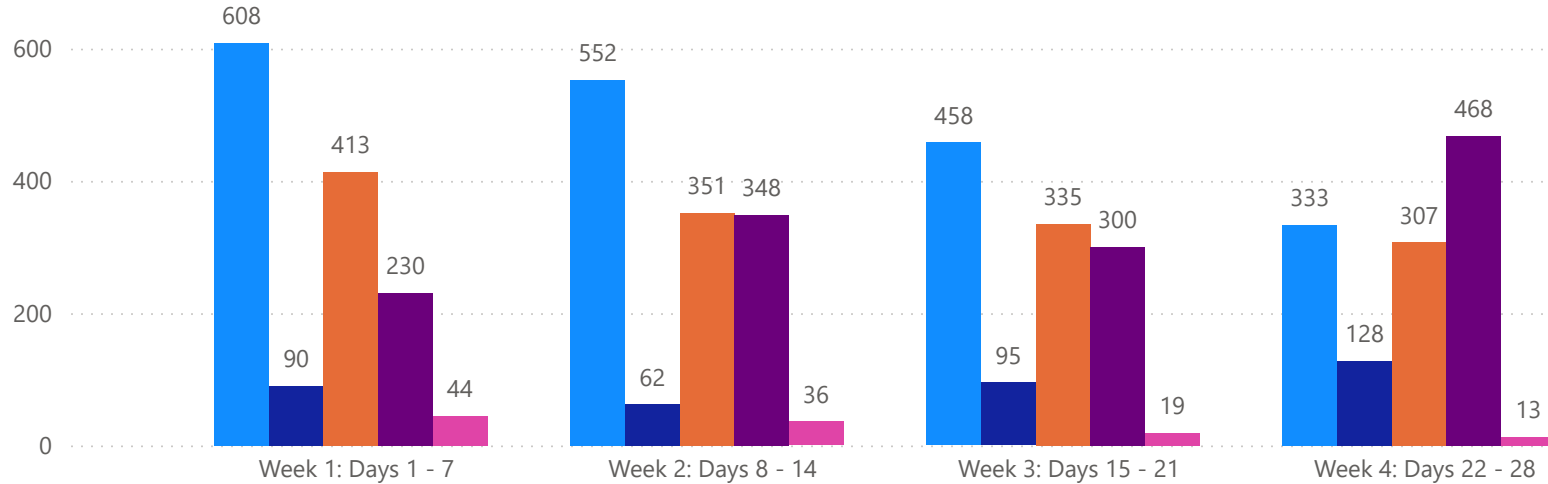


# 4 WEEK REAL ESTATE MARKET REPORT

## HILLSBOROUGH COUNTY - SINGLE FAMILY HOME

### 6/22/2026

MlsStatus ● Active ● Canceled ● Pending ● Sold ● Temporarily Off-Market



All data is current as of today, though some MLS statuses may have changed from prior days.

### TOTALS

MLS Status	4 Week Total
Active	1951
Canceled	375
Pending	1406
Sold	1346
Temporarily Off-Market	112

### DAILY MARKET CHANGE

Category	Sum of Hillsborough	*Back on Market can be from these sources - Pending, Temp Off Market, Cancelled and Expired Listing)
Back on the Market	15	
New Listings	50	
Price Decrease	89	
Price Increase	7	

### 7 DAY SOLD COMPARISON

Closed Prior Year	Volume	Count	Closed Prior Year	Volume	Count
Monday, June 22, 2026	\$32,570,200	40	Saturday, June 21, 2025	\$714,700	2
Saturday, June 20, 2026	\$375,000	1	Friday, June 20, 2025	\$64,684,002	115
Friday, June 19, 2026	\$2,676,490	7	Thursday, June 19, 2025	\$3,019,890	6
Thursday, June 18, 2026	\$59,714,031	99	Wednesday, June 18, 2025	\$36,090,922	75
Wednesday, June 17, 2026	\$23,254,445	40	Tuesday, June 17, 2025	\$32,975,850	59
Tuesday, June 16, 2026	\$27,189,040	43	Monday, June 16, 2025	\$51,140,352	79
<b>Total</b>	<b>\$145,779,206</b>	<b>230</b>	<b>Total</b>	<b>\$188,625,716</b>	<b>336</b>

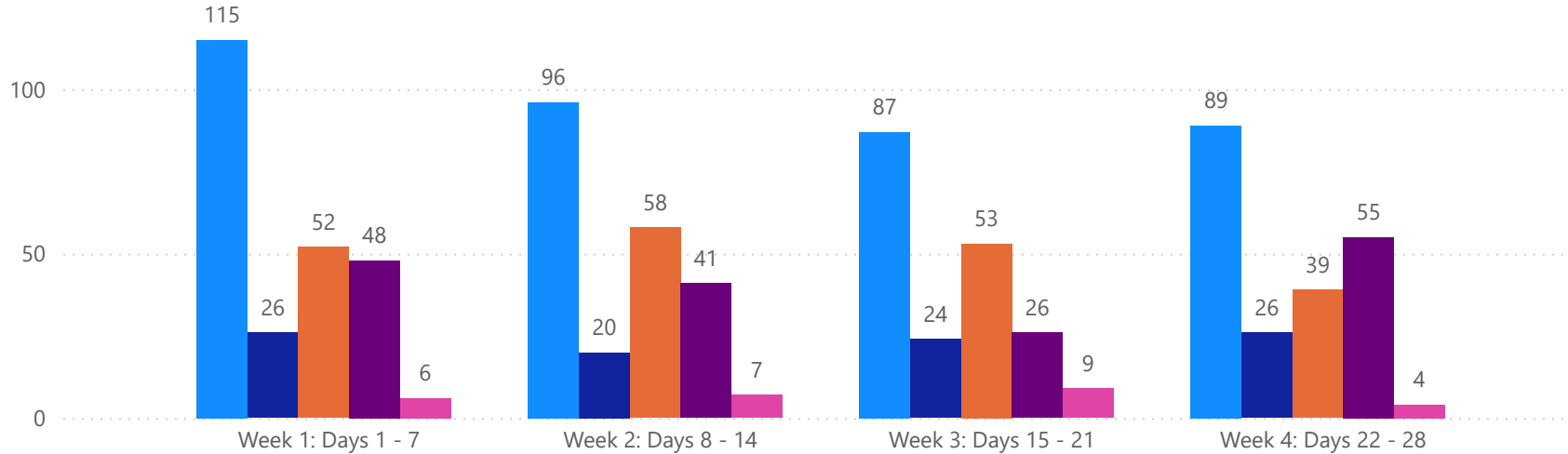


# 4 WEEK REAL ESTATE MARKET REPORT

## HILLSBOROUGH COUNTY - CONDO

6/22/2026

MLS Status ● Active ● Canceled ● Pending ● Sold ● Temporarily Off-Market



All data is current as of today, though some MLS statuses may have changed from prior days.

### TOTALS

MLS Status	4 Week Total
Active	387
Canceled	96
Pending	202
Sold	170
Temporarily Off-Market	26

### DAILY MARKET CHANGE

Category	Sum of Hillsborough	*Back on Market can be from these sources - Pending, Temp Off Market, Canceled and Expired Listing)
Back on the Market	0	
New Listings	12	
Price Decrease	19	
Price Increase	0	

### 7 DAY SOLD COMPARISON

Closed Prior Year	Volume	Count	Closed Prior Year	Volume	Count
Monday, June 22, 2026	\$6,577,207	7	Friday, June 20, 2025	\$3,744,400	14
Friday, June 19, 2026	\$8,512,818	5	Thursday, June 19, 2025	\$352,400	1
Thursday, June 18, 2026	\$14,306,526	21	Wednesday, June 18, 2025	\$3,512,400	10
Wednesday, June 17, 2026	\$6,825,200	8	Tuesday, June 17, 2025	\$1,728,000	4
Tuesday, June 16, 2026	\$5,507,500	7	Monday, June 16, 2025	\$1,082,500	5
<b>Total</b>	<b>\$41,729,251</b>	<b>48</b>	<b>Total</b>	<b>\$10,419,700</b>	<b>34</b>

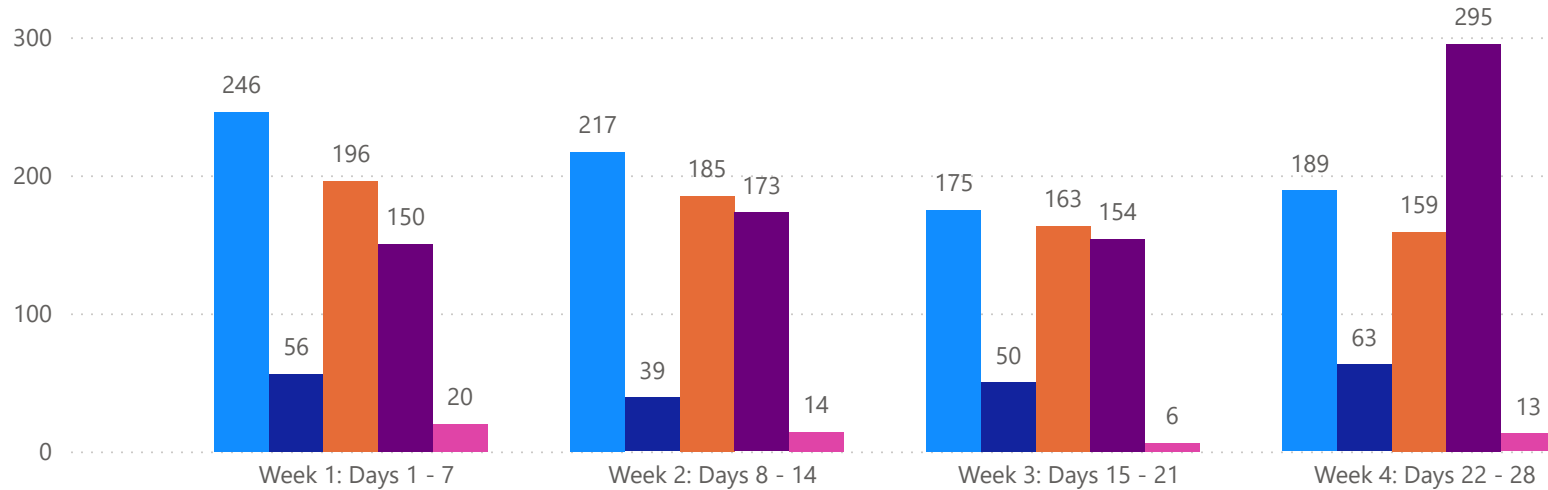


# 4 WEEK REAL ESTATE MARKET REPORT

## SARASOTA COUNTY - SINGLE FAMILY HOME

### 6/22/2026

**MLS Status** ● Active ● Canceled ● Pending ● Sold ● Temporarily Off-Market



*All data is current as of today, though some MLS statuses may have changed from prior days.*

### TOTALS

MLS Status	4 Week Total
Active	827
Canceled	208
Pending	703
Sold	772
Temporarily Off-Market	53

### DAILY MARKET CHANGE

Category	Sum of Sarasota
Back on the Market	10
New Listings	29
Price Decrease	42
Price Increase	7

\*Back on Market can be from these sources - Pending, Temp Off Market, Cancelled and Expired Listing)

### 7 DAY SOLD COMPARISON

Closed Prior Year	Volume	Count	Closed Prior Year	Volume	Count
Monday, June 22, 2026	\$15,333,840	24	Saturday, June 21, 2025	\$240,000	1
Friday, June 19, 2026	\$4,903,000	6	Friday, June 20, 2025	\$35,014,844	50
Thursday, June 18, 2026	\$40,194,145	54	Thursday, June 19, 2025	\$3,436,900	7
Wednesday, June 17, 2026	\$28,825,299	41	Wednesday, June 18, 2025	\$29,559,684	40
Tuesday, June 16, 2026	\$15,953,534	25	Tuesday, June 17, 2025	\$10,110,394	19
<b>Total</b>	<b>\$105,209,818</b>	<b>150</b>	Monday, June 16, 2025	\$29,187,459	43
			Sunday, June 15, 2025	\$300,000	1
			<b>Total</b>	<b>\$107,849,281</b>	<b>161</b>

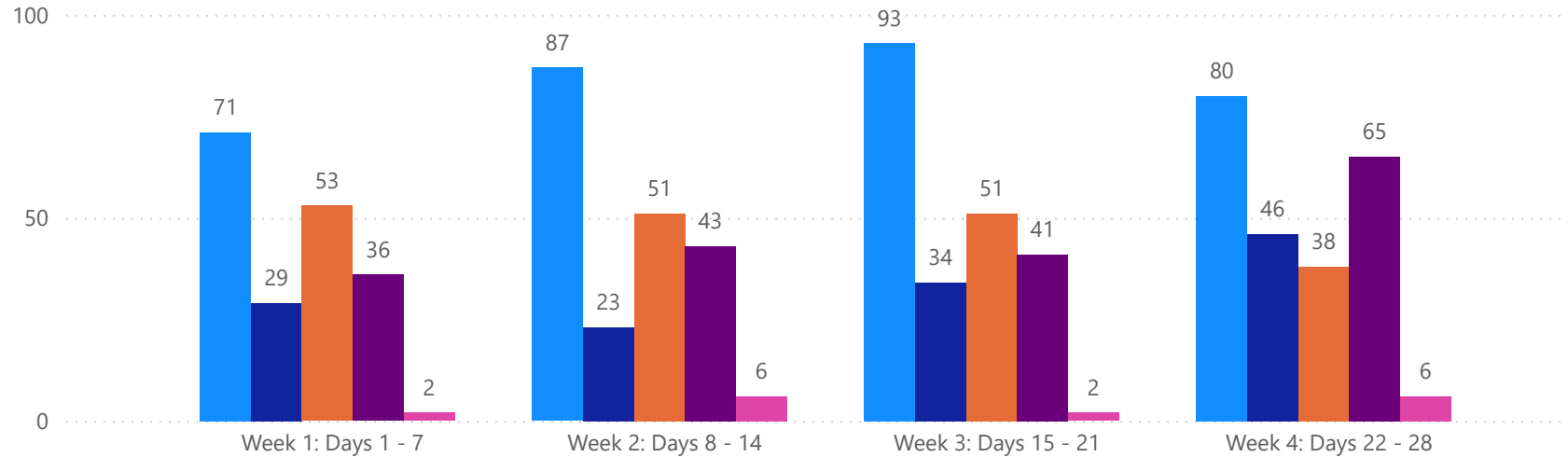


# 4 WEEK REAL ESTATE MARKET REPORT

## SARASOTA COUNTY - CONDO

6/22/2026

MLS Status ● Active ● Canceled ● Pending ● Sold ● Temporarily Off-Market



All data is current as of today, though some MLS statuses may have changed from prior days.

### TOTALS

MLS Status	4 Week Total
Active	331
Canceled	132
Pending	193
Sold	185
Temporarily Off-Market	16

### DAILY MARKET CHANGE

Category	Sum of Sarasota
Back on the Market	3
New Listings	7
Price Decrease	18
Price Increase	4

\*Back on Market can be from these sources - Pending, Temp Off Market, Cancelled and Expired Listing)

### 7 DAY SOLD COMPARISON

Closed Prior Year	Volume	Count
Monday, June 22, 2026	\$3,026,000	6
Friday, June 19, 2026	\$900,000	1
Thursday, June 18, 2026	\$7,378,900	13
Wednesday, June 17, 2026	\$3,775,000	6
Tuesday, June 16, 2026	\$3,153,000	10
<b>Total</b>	<b>\$18,232,900</b>	<b>36</b>

Closed Prior Year	Volume	Count
Friday, June 20, 2025	\$5,375,000	12
Wednesday, June 18, 2025	\$10,484,000	10
Tuesday, June 17, 2025	\$6,818,000	7
Monday, June 16, 2025	\$8,869,000	10
<b>Total</b>	<b>\$31,546,000</b>	<b>39</b>

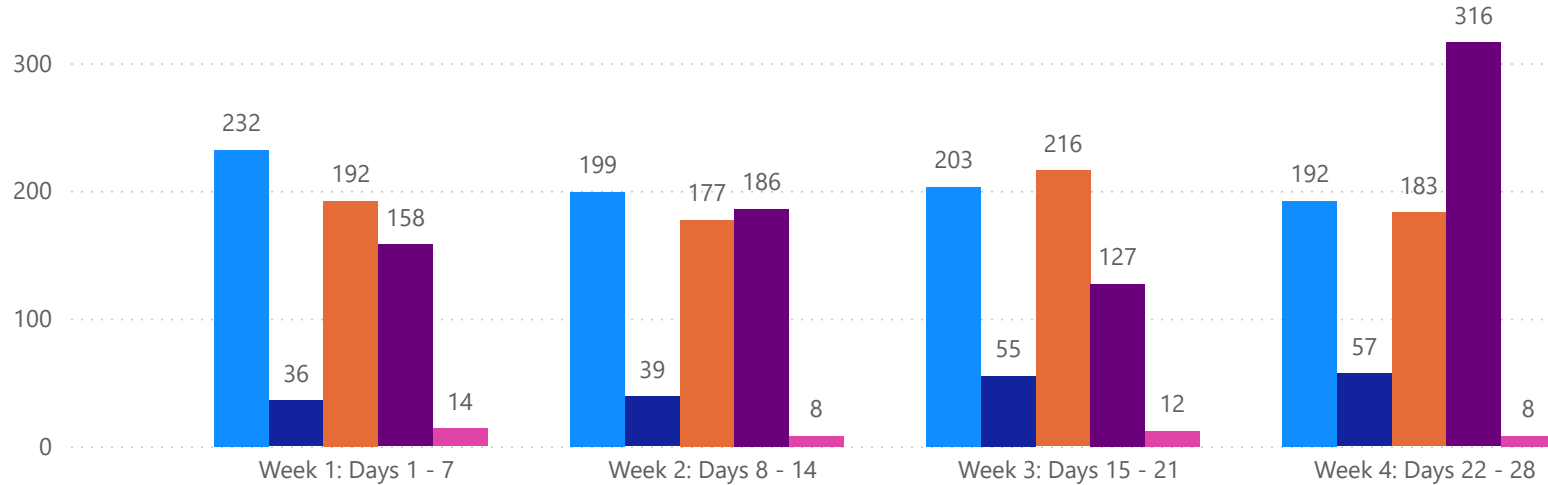


# 4 WEEK REAL ESTATE MARKET REPORT

## MANATEE COUNTY - SINGLE FAMILY HOME

### 6/22/2026

MLS Status ● Active ● Canceled ● Pending ● Sold ● Temporarily Off-Market



All data is current as of today, though some MLS statuses may have changed from prior days.

### TOTALS

MLS Status	4 Week Total
Active	826
Canceled	187
Pending	768
Sold	787
Temporarily Off-Market	42

### DAILY MARKET CHANGE

Category	Sum of Manatee
Back on the Market	4
New Listings	32
Price Decrease	43
Price Increase	7

\*Back on Market can be from these sources - Pending, Temp Off Market, Cancelled and Expired Listing)

### 7 DAY SOLD COMPARISON

Closed Prior Year	Volume	Count
Monday, June 22, 2026	\$19,793,770	30
Sunday, June 21, 2026	\$535,000	1
Friday, June 19, 2026	\$2,977,390	2
Thursday, June 18, 2026	\$37,210,728	64
Wednesday, June 17, 2026	\$14,309,639	25
Tuesday, June 16, 2026	\$21,470,976	36
<b>Total</b>	<b>\$96,297,503</b>	<b>158</b>

Closed Prior Year	Volume	Count
Saturday, June 21, 2025	\$429,900	1
Friday, June 20, 2025	\$25,509,754	53
Thursday, June 19, 2025	\$4,102,030	7
Wednesday, June 18, 2025	\$19,276,759	28
Tuesday, June 17, 2025	\$12,950,948	27
Monday, June 16, 2025	\$28,190,007	45
<b>Total</b>	<b>\$90,459,398</b>	<b>161</b>

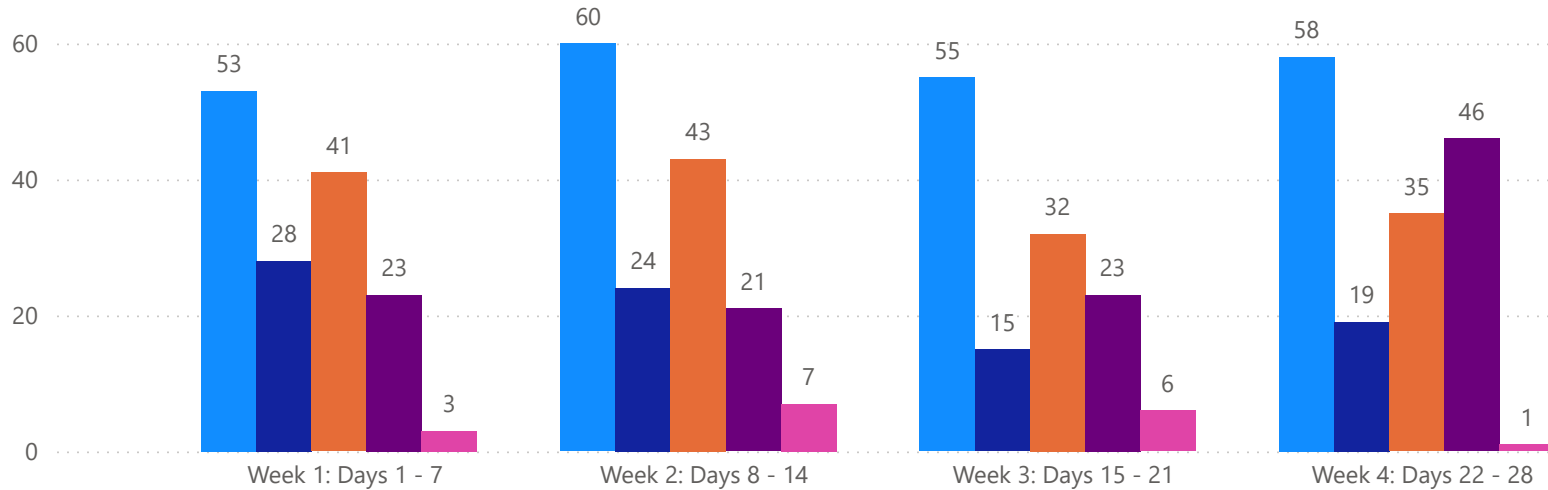


# 4 WEEK REAL ESTATE MARKET REPORT

## MANATEE COUNTY - CONDO

6/22/2026

MLS Status ● Active ● Canceled ● Pending ● Sold ● Temporarily Off-Market



### TOTALS

MLS Status	4 Week Total
Active	226
Canceled	86
Pending	151
Sold	113
Temporarily Off-Market	17

### DAILY MARKET CHANGE

Category	Sum of Manatee
Back on the Market	1
New Listings	3
Price Decrease	16
Price Increase	1

\*Back on Market can be from these sources - Pending, Temp Off Market, Cancelled and Expired Listing)

### 7 DAY SOLD COMPARISON

Closed Prior Year	Volume	Count
Monday, June 22, 2026	\$272,500	2
Friday, June 19, 2026	\$153,000	1
Thursday, June 18, 2026	\$3,057,000	9
Wednesday, June 17, 2026	\$2,373,000	6
Tuesday, June 16, 2026	\$1,061,750	5
<b>Total</b>	<b>\$6,917,250</b>	<b>23</b>

Closed Prior Year	Volume	Count
Friday, June 20, 2025	\$4,739,900	11
Thursday, June 19, 2025	\$1,562,500	2
Wednesday, June 18, 2025	\$1,821,000	7
Tuesday, June 17, 2025	\$1,545,000	6
Monday, June 16, 2025	\$1,953,000	5
<b>Total</b>	<b>\$11,621,400</b>	<b>31</b>

