



## 4 WEEK REAL ESTATE MARKET REPORT

Tuesday, June 23, 2026

*As of: Wednesday, June 24, 2026*

- 1 Report Breakdown
- 2 Cumulative Tampa Bay Report - Single Family Home
- 3 Cumulative Tampa Bay Report - Condominium
- 4 Pinellas County - Single Family Home
- 5 Pinellas County - Condominium
- 6 Pasco County - Single Family Home
- 7 Pasco County - Condominium
- 8 Hillsborough County - Single Family Home
- 9 Hillsborough County - Condominium
- 10 Sarasota County - Single Family Home
- 11 Sarasota County - Condominium
- 12 Manatee County - Single Family Home
- 13 Manatee County - Condominium

# 4 WEEK REAL ESTATE MARKET REPORT

## REPORT BREAKDOWN

Tuesday, June 23, 2026

as of: 6/24/2026

Day 1	Tuesday, June 23, 2026
Day 2	Monday, June 22, 2026
Day 3	Sunday, June 21, 2026
Day 4	Saturday, June 20, 2026
Day 5	Friday, June 19, 2026
Day 6	Wednesday, June 24, 2026
Day 7	Tuesday, June 23, 2026
Day 8	Monday, June 22, 2026
Day 9	Sunday, June 21, 2026
Day 10	Saturday, June 20, 2026
Day 11	Friday, June 19, 2026
Day 12	Thursday, June 18, 2026
Day 13	Wednesday, June 17, 2026
Day 14	Tuesday, June 16, 2026
Day 15	Monday, June 15, 2026
Day 16	Sunday, June 14, 2026
Day 17	Saturday, June 13, 2026
Day 18	Friday, June 12, 2026
Day 19	Thursday, June 11, 2026
Day 20	Wednesday, June 10, 2026
Day 21	Tuesday, June 9, 2026
Day 22	Monday, June 8, 2026
Day 23	Sunday, June 7, 2026
Day 24	Saturday, June 6, 2026
Day 25	Friday, June 5, 2026
Day 26	Thursday, June 4, 2026
Day 27	Wednesday, June 3, 2026
Day 28	Tuesday, June 2, 2026

### REPORT BREAKDOWN

#### GRAPH:

Active - Newly listed during the date range

Pending - Status changed to 'pending' during the date range

Sold - Closed during the date range

Canceled - Canceled during the date range

Temp off Market - Status changed to 'temp' off market' during the date range

The date ranges are not cumulative.

Day 1: Tuesday, June 23, 2026

Day 28: Tuesday, June 2, 2026

#### TOTALS:

4 Weeks: The summation of each date range (Day 1 - Day 28)

#### Market Changes

Day 1's New Listings, Price Increase, Price Decreases and Back on Market

Manatee County - Single Family Home

#### 7 Day Sold Comparison

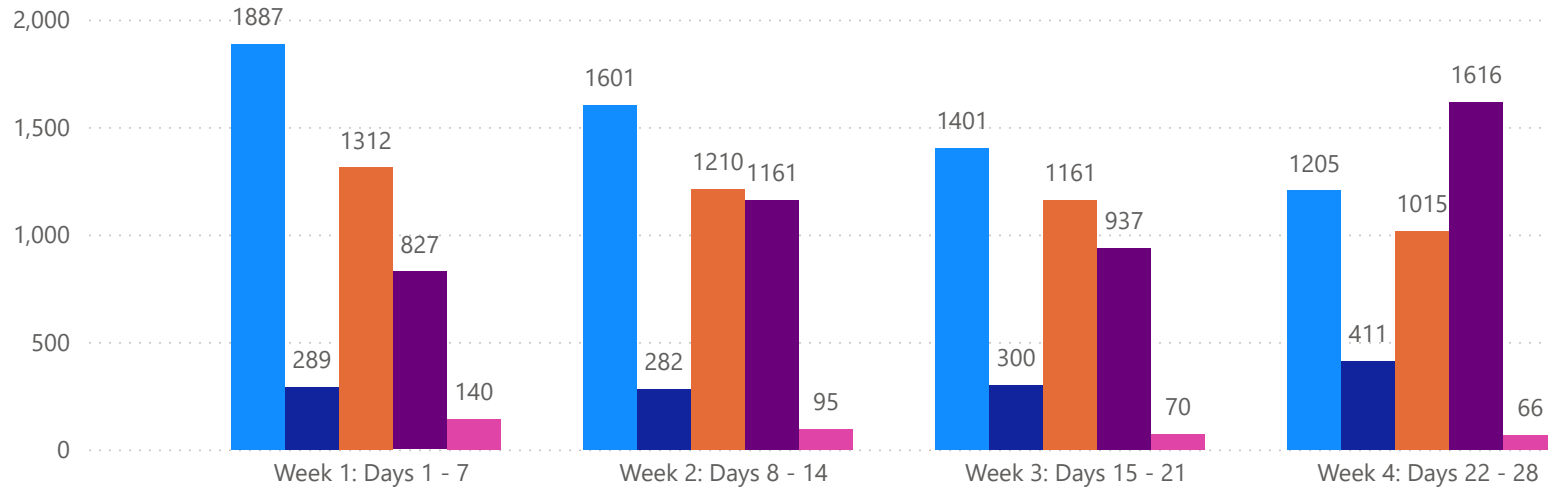
Compares the sold amount and volume in the last 7 days against the same timeframe in the prior year and days 8 - days 14.

# 4 WEEK REAL ESTATE MARKET REPORT

## TAMPA BAY - SINGLE FAMILY HOME

### 6/23/2026

**MLS Status** ● Active ● Canceled ● Pending ● Sold ● Temporarily Off-Market



All data is current as of today, though some MLS statuses may have changed from prior days.

### TOTALS

MLS Status	4 Week Total
Active	6094
Canceled	1282
Pending	4698
Sold	4541
Temporarily Off-Market	371

### DAILY MARKET CHANGE

Category	Sum of Total
Back on the Market	22
New Listings	57
Price Decrease	108
Price Increase	8

\*Back on Market can be from these sources - Pending, Temp Off Market, Cancelled and Expired Listing)

### 7 DAY SOLD COMPARISON

Closed Prior Year	Volume	Count	Closed Prior Year	Volume	Count
Tuesday, June 23, 2026	\$53,622,490	82	Sunday, June 22, 2025	\$6,152,000	4
Monday, June 22, 2026	\$147,072,740	214	Saturday, June 21, 2025	\$2,474,600	7
Sunday, June 21, 2026	\$535,000	1	Friday, June 20, 2025	\$200,819,681	359
Saturday, June 20, 2026	\$375,000	1	Thursday, June 19, 2025	\$15,213,750	31
Friday, June 19, 2026	\$22,600,017	42	Wednesday, June 18, 2025	\$133,944,755	232
Thursday, June 18, 2026	\$194,206,486	324	Tuesday, June 17, 2025	\$89,415,628	169
Wednesday, June 17, 2026	\$96,281,303	163	Monday, June 16, 2025	\$161,806,838	272
<b>Total</b>	<b>\$514,693,036</b>	<b>827</b>	<b>Total</b>	<b>\$609,827,252</b>	<b>1074</b>

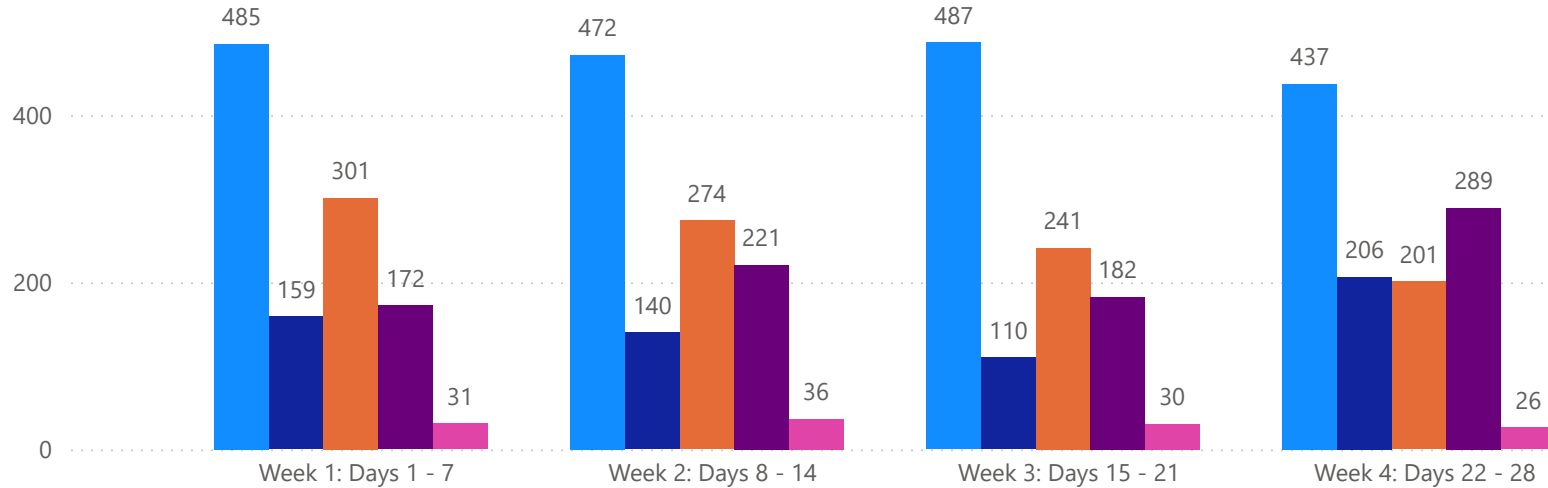


# 4 WEEK REAL ESTATE MARKET REPORT

## TAMPA BAY - CONDO

### 6/23/2026

MLS Status ● Active ● Canceled ● Pending ● Sold ● Temporarily Off-Market



All data is current as of today, though some MLS statuses may have changed from prior days.

### TOTALS

MLS Status	4 Week Total
Active	1881
Canceled	615
Pending	1017
Sold	864
Temporarily Off-Market	123

### DAILY MARKET CHANGE

Category	Sum of Total
Back on the Market	3
New Listings	28
Price Decrease	40
Price Increase	1

\*Back on Market can be from these sources - Pending, Temp Off Market, Cancelled and Expired Listing)

### 7 DAY SOLD COMPARISON

Closed Prior Year	Volume	Count	Closed Prior Year	Volume	Count
Tuesday, June 23, 2026	\$10,475,473	16	Sunday, June 22, 2025	\$225,000	1
Monday, June 22, 2026	\$18,454,107	36	Saturday, June 21, 2025	\$131,000	1
Friday, June 19, 2026	\$11,605,818	13	Friday, June 20, 2025	\$22,560,500	71
Thursday, June 18, 2026	\$36,789,926	73	Thursday, June 19, 2025	\$3,226,900	9
Wednesday, June 17, 2026	\$18,741,700	34	Wednesday, June 18, 2025	\$19,085,400	44
<b>Total</b>	<b>\$96,067,024</b>	<b>172</b>	Tuesday, June 17, 2025	\$14,712,000	26
			Monday, June 16, 2025	\$19,756,500	39
			<b>Total</b>	<b>\$79,697,300</b>	<b>191</b>

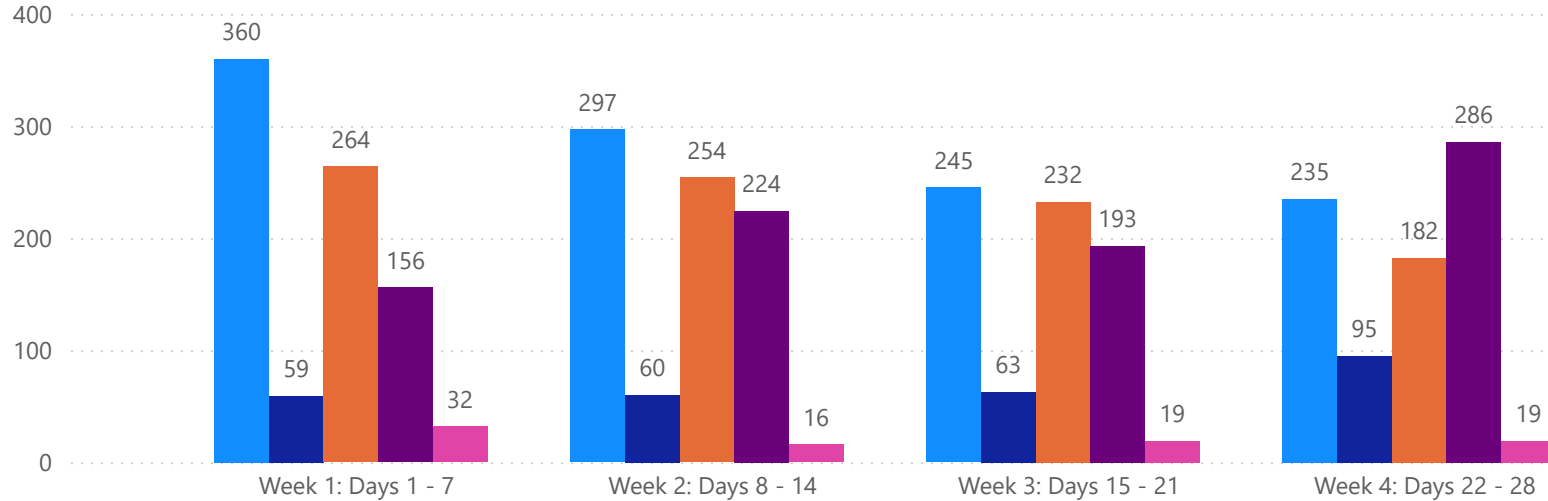


# 4 WEEK REAL ESTATE MARKET REPORT

## PINELLAS COUNTY - SINGLE FAMILY HOME

### 6/23/2026

MLS Status ● Active ● Canceled ● Pending ● Sold ● Temporarily Off-Market



All data is current as of today, though some MLS statuses may have changed from prior days.

### TOTALS

MLS Status	4 Week Total
Active	1137
Canceled	277
Pending	932
Sold	859
Temporarily Off-Market	86

### DAILY MARKET CHANGE

Category	Sum of Pinellas
Back on the Market	10
New Listings	32
Price Decrease	70
Price Increase	1

\*Back on Market can be from these sources - Pending, Temp Off Market, Cancelled and Expired Listing)

### 7 DAY SOLD COMPARISON

Closed Prior Year	Volume	Count
Tuesday, June 23, 2026	\$12,557,000	25
Monday, June 22, 2026	\$28,560,280	35
Friday, June 19, 2026	\$2,021,000	5
Thursday, June 18, 2026	\$32,722,050	55
Wednesday, June 17, 2026	\$20,468,000	36
<b>Total</b>	<b>\$96,328,330</b>	<b>156</b>

Closed Prior Year	Volume	Count
Sunday, June 22, 2025	\$4,495,000	1
Saturday, June 21, 2025	\$665,000	1
Friday, June 20, 2025	\$46,233,640	72
Thursday, June 19, 2025	\$2,052,500	5
Wednesday, June 18, 2025	\$33,748,500	51
Tuesday, June 17, 2025	\$21,089,250	37
Monday, June 16, 2025	\$29,851,450	50
<b>Total</b>	<b>\$138,135,340</b>	<b>217</b>

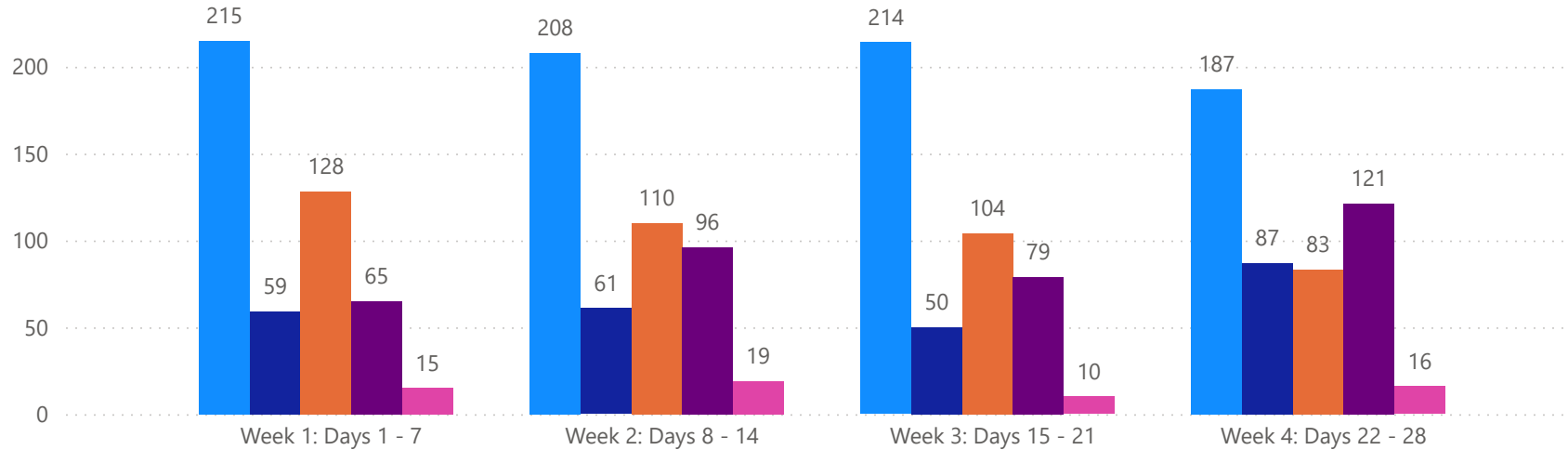


# 4 WEEK REAL ESTATE MARKET REPORT

## PINELLAS COUNTY - CONDO

### 6/23/2026

MLS Status ● Active ● Canceled ● Pending ● Sold ● Temporarily Off-Market



All data is current as of today, though some MLS statuses may have changed from prior days.

### TOTALS

MLS Status	4 Week Total
Active	824
Canceled	257
Pending	425
Sold	361
Temporarily Off-Market	60

### DAILY MARKET CHANGE

Category	Sum of Pinellas
Back on the Market	6
New Listings	14
Price Decrease	40
Price Increase	0

\*Back on Market can be from these sources - Pending, Temp Off Market, Cancelled and Expired Listing)

### 7 DAY SOLD COMPARISON

Closed Prior Year	Volume	Count
Tuesday, June 23, 2026	\$5,870,500	6
Monday, June 22, 2026	\$6,295,500	15
Friday, June 19, 2026	\$1,827,000	5
Thursday, June 18, 2026	\$11,618,500	26
Wednesday, June 17, 2026	\$5,648,500	13
<b>Total</b>	<b>\$31,260,000</b>	<b>65</b>

Closed Prior Year	Volume	Count
Sunday, June 22, 2025	\$225,000	1
Saturday, June 21, 2025	\$131,000	1
Friday, June 20, 2025	\$7,554,200	26
Thursday, June 19, 2025	\$1,312,000	6
Wednesday, June 18, 2025	\$2,832,000	14
Tuesday, June 17, 2025	\$4,486,000	8
Monday, June 16, 2025	\$7,852,000	19
<b>Total</b>	<b>\$24,392,200</b>	<b>75</b>

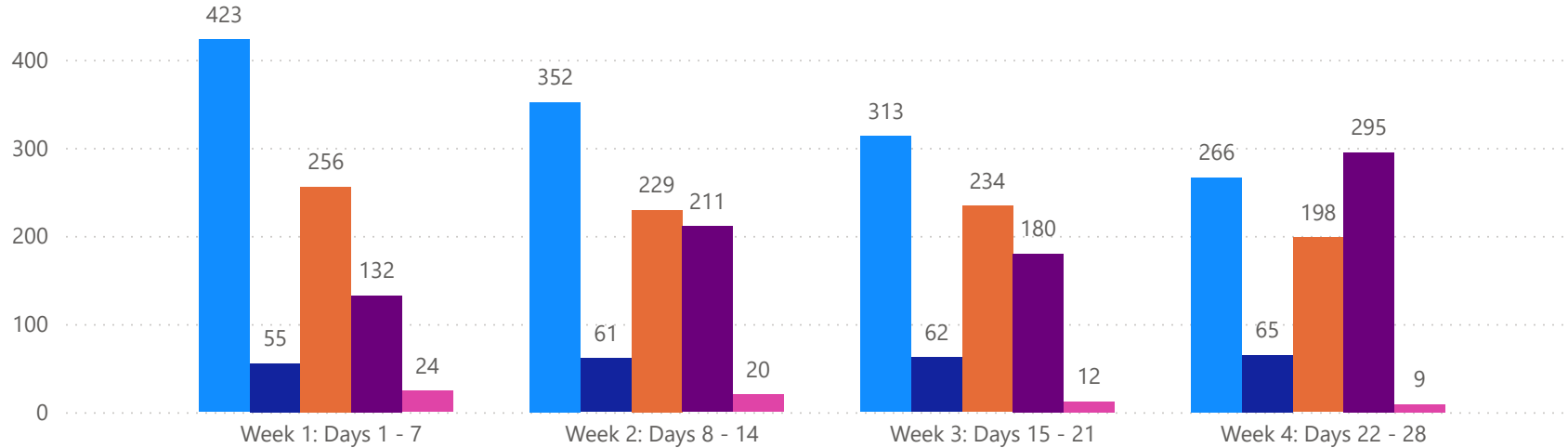


# 4 WEEK REAL ESTATE MARKET REPORT

## PASCO COUNTY - SINGLE FAMILY HOME

### 6/23/2026

MLS Status ● Active ● Canceled ● Pending ● Sold ● Temporarily Off-Market



All data is current as of today, though some MLS statuses may have changed from prior days.

### TOTALS

MLS Status	4 Week Total
Active	1354
Canceled	243
Pending	917
Sold	818
Temporarily Off-Market	65

### DAILY MARKET CHANGE

Category	Sum of Pasco
Back on the Market	9
New Listings	41
Price Decrease	109
Price Increase	34

\*Back on Market can be from these sources - Pending, Temp Off Market, Cancelled and Expired Listing)

### 7 DAY SOLD COMPARISON

Closed Prior Year	Volume	Count
Tuesday, June 23, 2026	\$4,227,000	10
Monday, June 22, 2026	\$18,384,887	39
Friday, June 19, 2026	\$4,822,640	11
Thursday, June 18, 2026	\$22,881,625	51
Wednesday, June 17, 2026	\$9,423,920	21
<b>Total</b>	<b>\$59,740,072</b>	<b>132</b>

Closed Prior Year	Volume	Count
Saturday, June 21, 2025	\$425,000	2
Friday, June 20, 2025	\$29,377,441	69
Thursday, June 19, 2025	\$2,602,430	6
Wednesday, June 18, 2025	\$15,268,890	38
Tuesday, June 17, 2025	\$12,289,186	27
Monday, June 16, 2025	\$23,437,570	55
<b>Total</b>	<b>\$83,400,517</b>	<b>197</b>

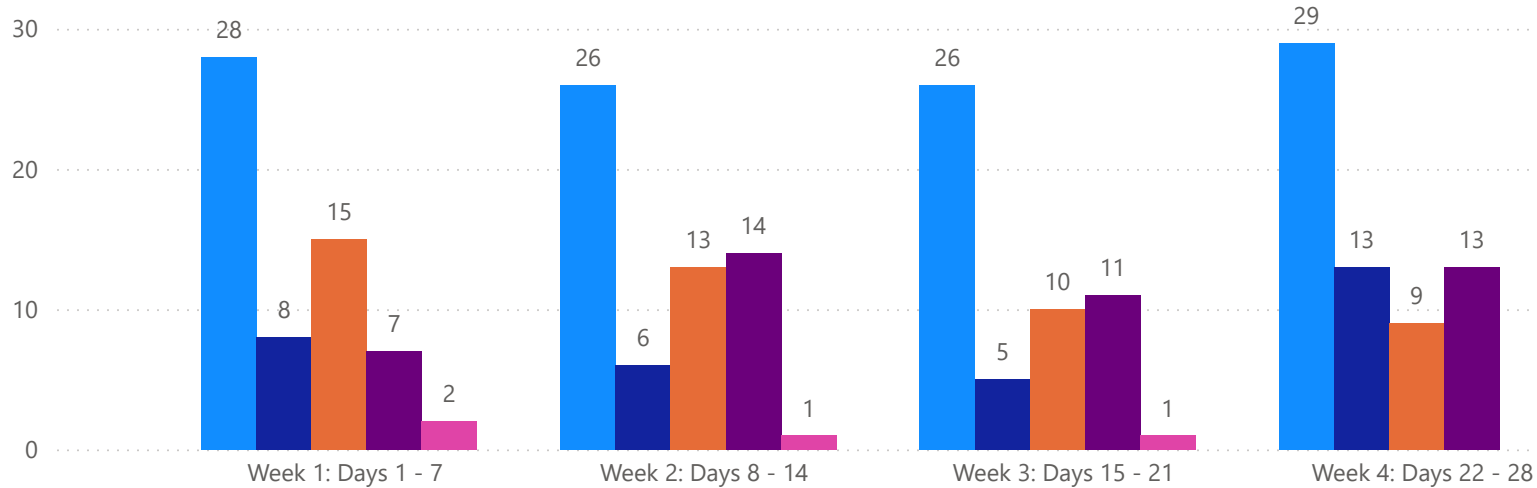


# 4 WEEK REAL ESTATE MARKET REPORT

## PASCO COUNTY - CONDO

### 6/23/2026

**MLSStatus** ● Active ● Canceled ● Pending ● Sold ● Temporarily Off-Market



All data is current as of today, though some MLS statuses may have changed from prior days.

### TOTALS

MLS Status	4 Week Total
Active	109
Canceled	32
Pending	47
Sold	45
Temporarily Off-Market	4

### DAILY MARKET CHANGE

Category	Sum of Pasco
Back on the Market	1
New Listings	4
Price Decrease	4
Price Increase	0

\*Back on Market can be from these sources - Pending, Temp Off Market, Cancelled and Expired Listing)

### 7 DAY SOLD COMPARISON

Closed Prior Year	Volume	Count
Tuesday, June 23, 2026	\$350,000	1
Monday, June 22, 2026	\$275,000	1
Thursday, June 18, 2026	\$429,000	4
Wednesday, June 17, 2026	\$120,000	1
<b>Total</b>	<b>\$1,174,000</b>	<b>7</b>

Closed Prior Year	Volume	Count
Friday, June 20, 2025	\$1,147,000	8
Wednesday, June 18, 2025	\$436,000	3
Tuesday, June 17, 2025	\$135,000	1
<b>Total</b>	<b>\$1,718,000</b>	<b>12</b>

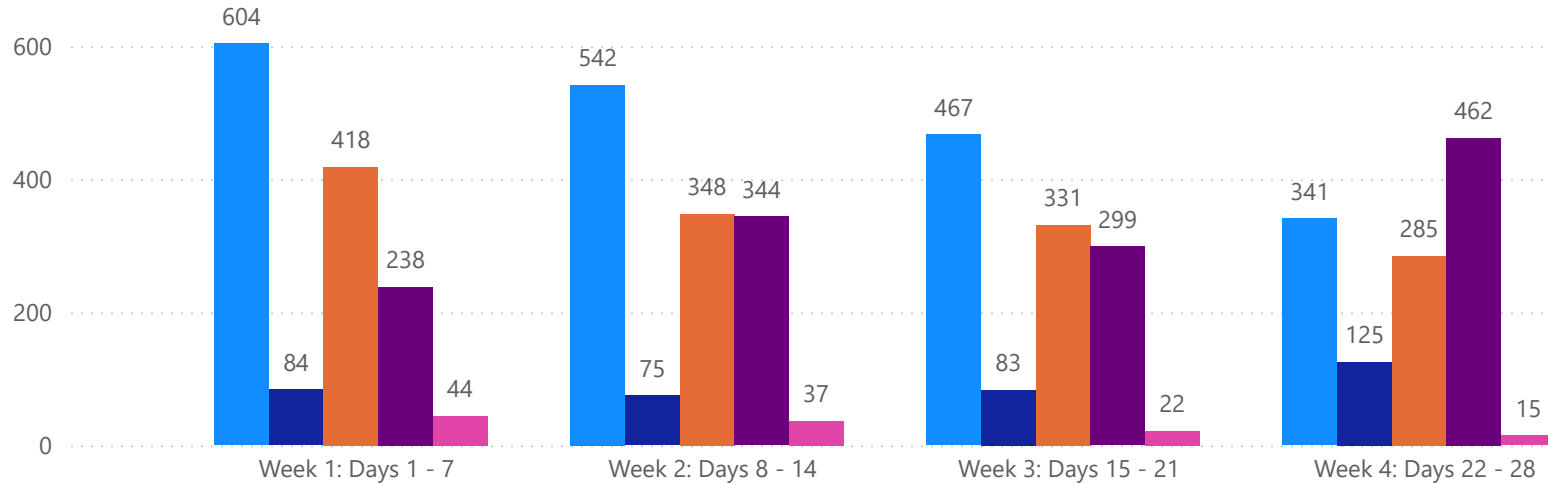


# 4 WEEK REAL ESTATE MARKET REPORT

## HILLSBOROUGH COUNTY - SINGLE FAMILY HOME

### 6/23/2026

MlsStatus ● Active ● Canceled ● Pending ● Sold ● Temporarily Off-Market



All data is current as of today, though some MLS statuses may have changed from prior days.

### TOTALS

MLS Status	4 Week Total
Active	1954
Canceled	367
Pending	1382
Sold	1343
Temporarily Off-Market	118

### DAILY MARKET CHANGE

Category	Sum of Hillsborough	*Back on Market can be from these sources - Pending, Temp Off Market, Cancelled and Expired Listing)
Back on the Market	24	
New Listings	47	
Price Decrease	97	
Price Increase	17	

### 7 DAY SOLD COMPARISON

Closed Prior Year	Volume	Count	Closed Prior Year	Volume	Count
Tuesday, June 23, 2026	\$17,606,340	23	Saturday, June 21, 2025	\$714,700	2
Monday, June 22, 2026	\$49,132,608	63	Friday, June 20, 2025	\$64,684,002	115
Saturday, June 20, 2026	\$375,000	1	Thursday, June 19, 2025	\$3,019,890	6
Friday, June 19, 2026	\$5,261,988	12	Wednesday, June 18, 2025	\$36,090,922	75
Thursday, June 18, 2026	\$59,714,031	99	Tuesday, June 17, 2025	\$32,975,850	59
Wednesday, June 17, 2026	\$23,254,445	40	Monday, June 16, 2025	\$51,140,352	79
<b>Total</b>	<b>\$155,344,412</b>	<b>238</b>	<b>Total</b>	<b>\$188,625,716</b>	<b>336</b>

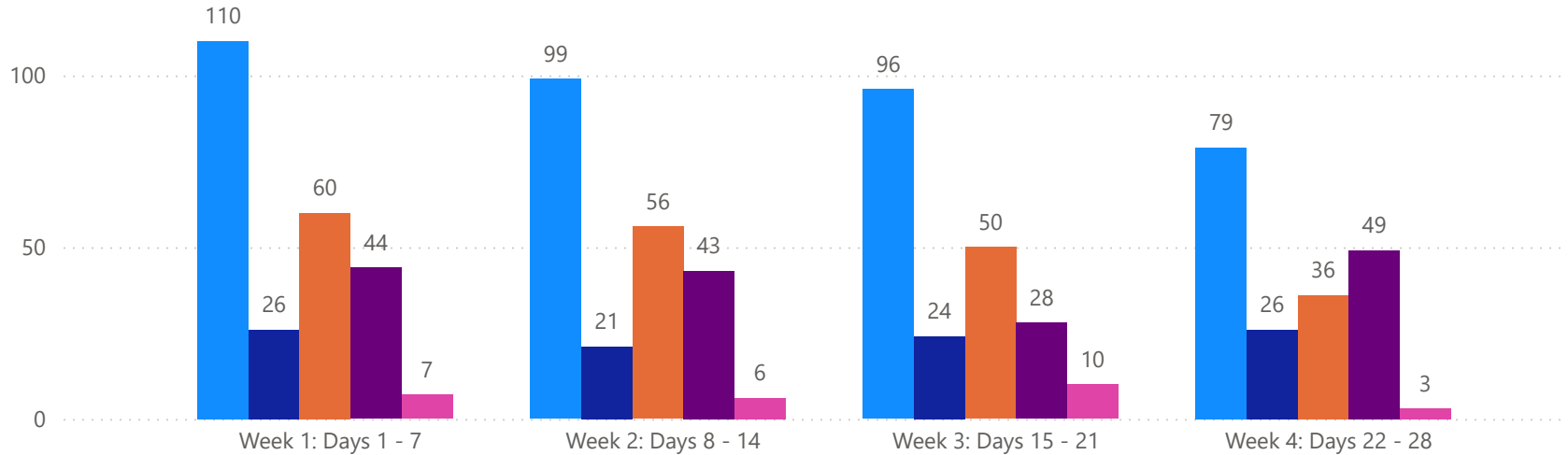


# 4 WEEK REAL ESTATE MARKET REPORT

## HILLSBOROUGH COUNTY - CONDO

6/23/2026

MLS Status ● Active ● Canceled ● Pending ● Sold ● Temporarily Off-Market



All data is current as of today, though some MLS statuses may have changed from prior days.

### TOTALS

MLS Status	4 Week Total
Active	384
Canceled	97
Pending	202
Sold	164
Temporarily Off-Market	26

### DAILY MARKET CHANGE

Category	Sum of Hillsborough	*Back on Market can be from these sources - Pending, Temp Off Market, Canceled and Expired Listing)
Back on the Market	4	
New Listings	5	
Price Decrease	14	
Price Increase	1	

### 7 DAY SOLD COMPARISON

Closed Prior Year	Volume	Count	Closed Prior Year	Volume	Count
Tuesday, June 23, 2026	\$2,172,473	2	Friday, June 20, 2025	\$3,744,400	14
Monday, June 22, 2026	\$6,802,207	8	Thursday, June 19, 2025	\$352,400	1
Friday, June 19, 2026	\$8,512,818	5	Wednesday, June 18, 2025	\$3,512,400	10
Thursday, June 18, 2026	\$14,306,526	21	Tuesday, June 17, 2025	\$1,728,000	4
Wednesday, June 17, 2026	\$6,825,200	8	Monday, June 16, 2025	\$1,082,500	5
<b>Total</b>	<b>\$38,619,224</b>	<b>44</b>	<b>Total</b>	<b>\$10,419,700</b>	<b>34</b>

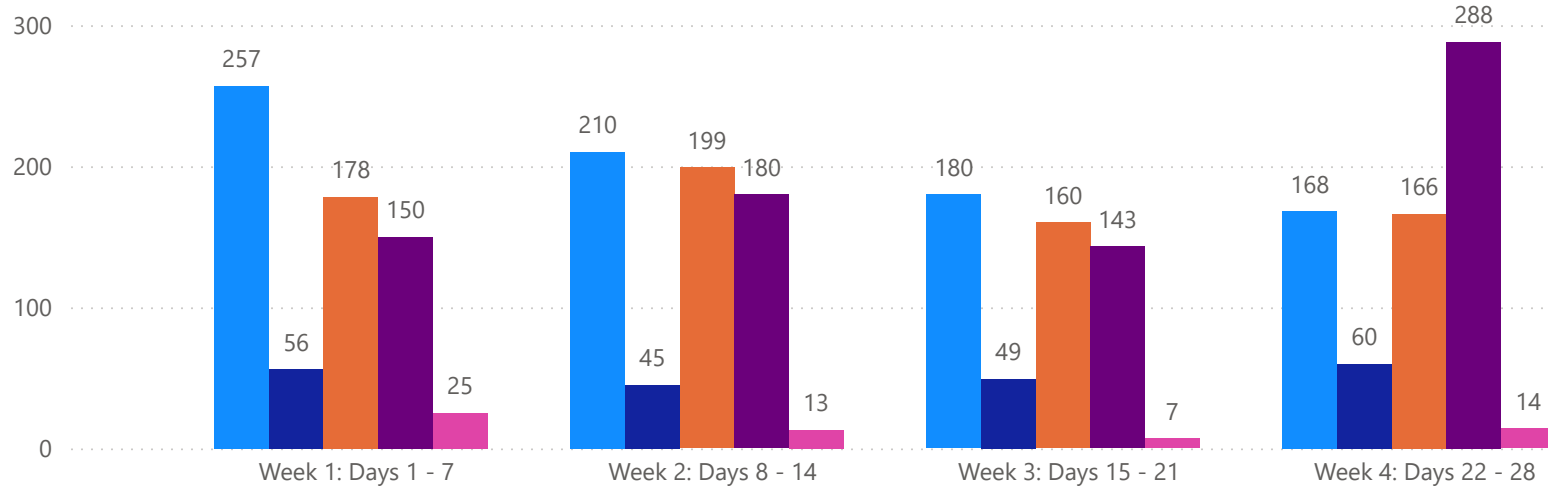


# 4 WEEK REAL ESTATE MARKET REPORT

## SARASOTA COUNTY - SINGLE FAMILY HOME

### 6/23/2026

MLS Status ● Active ● Canceled ● Pending ● Sold ● Temporarily Off-Market



All data is current as of today, though some MLS statuses may have changed from prior days.

### TOTALS

MLS Status	4 Week Total
Active	815
Canceled	210
Pending	703
Sold	761
Temporarily Off-Market	59

### DAILY MARKET CHANGE

Category	Sum of Sarasota
Back on the Market	8
New Listings	29
Price Decrease	43
Price Increase	6

\*Back on Market can be from these sources - Pending, Temp Off Market, Cancelled and Expired Listing)

### 7 DAY SOLD COMPARISON

Closed Prior Year	Volume	Count	Closed Prior Year	Volume	Count
Tuesday, June 23, 2026	\$9,034,900	15	Sunday, June 22, 2025	\$1,657,000	3
Monday, June 22, 2026	\$19,873,840	31	Saturday, June 21, 2025	\$240,000	1
Friday, June 19, 2026	\$5,927,000	8	Friday, June 20, 2025	\$35,014,844	50
Thursday, June 18, 2026	\$41,678,052	55	Thursday, June 19, 2025	\$3,436,900	7
Wednesday, June 17, 2026	\$28,825,299	41	Wednesday, June 18, 2025	\$29,559,684	40
<b>Total</b>	<b>\$105,339,091</b>	<b>150</b>	Tuesday, June 17, 2025	\$10,110,394	19
			Monday, June 16, 2025	\$29,187,459	43
			<b>Total</b>	<b>\$109,206,281</b>	<b>163</b>

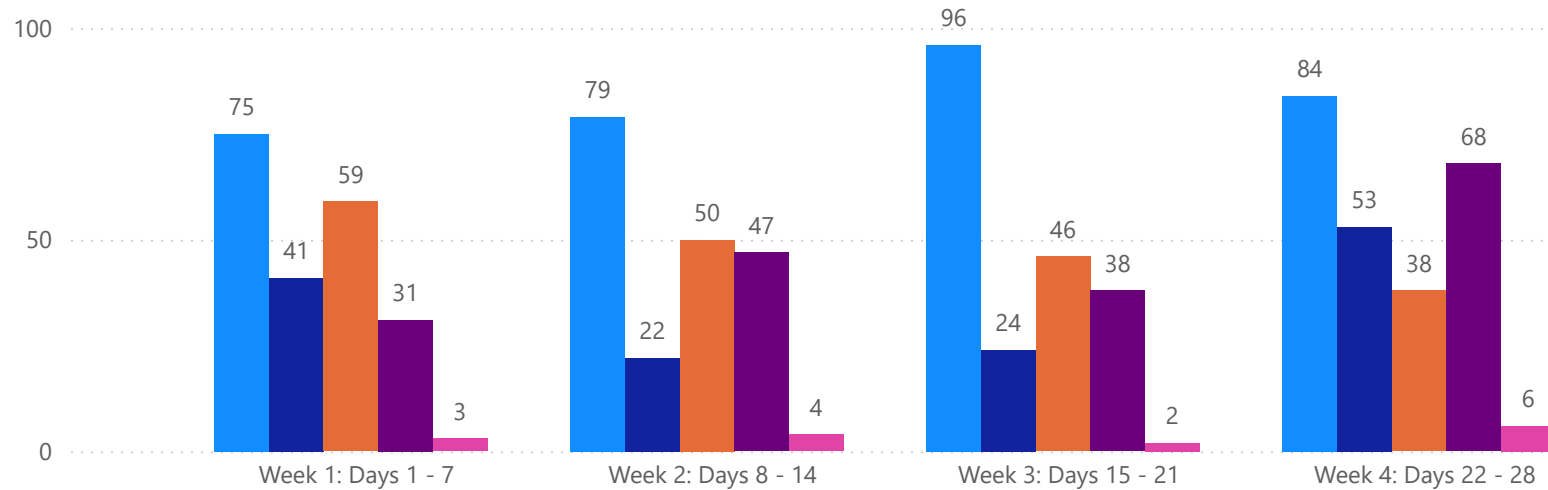


# 4 WEEK REAL ESTATE MARKET REPORT

## SARASOTA COUNTY - CONDO

6/23/2026

MLS Status ● Active ● Canceled ● Pending ● Sold ● Temporarily Off-Market



All data is current as of today, though some MLS statuses may have changed from prior days.

### TOTALS

MLS Status	4 Week Total
Active	334
Canceled	140
Pending	193
Sold	184
Temporarily Off-Market	15

### DAILY MARKET CHANGE

Category	Sum of Sarasota
Back on the Market	5
New Listings	6
Price Decrease	21
Price Increase	1

\*Back on Market can be from these sources - Pending, Temp Off Market, Cancelled and Expired Listing)

### 7 DAY SOLD COMPARISON

Closed Prior Year	Volume	Count	Closed Prior Year	Volume	Count
Tuesday, June 23, 2026	\$1,030,000	3	Friday, June 20, 2025	\$5,375,000	12
Monday, June 22, 2026	\$4,471,000	8	Wednesday, June 18, 2025	\$10,484,000	10
Friday, June 19, 2026	\$900,000	1	Tuesday, June 17, 2025	\$6,818,000	7
Thursday, June 18, 2026	\$7,378,900	13	Monday, June 16, 2025	\$8,869,000	10
Wednesday, June 17, 2026	\$3,775,000	6	<b>Total</b>	<b>\$31,546,000</b>	<b>39</b>
<b>Total</b>	<b>\$17,554,900</b>	<b>31</b>			

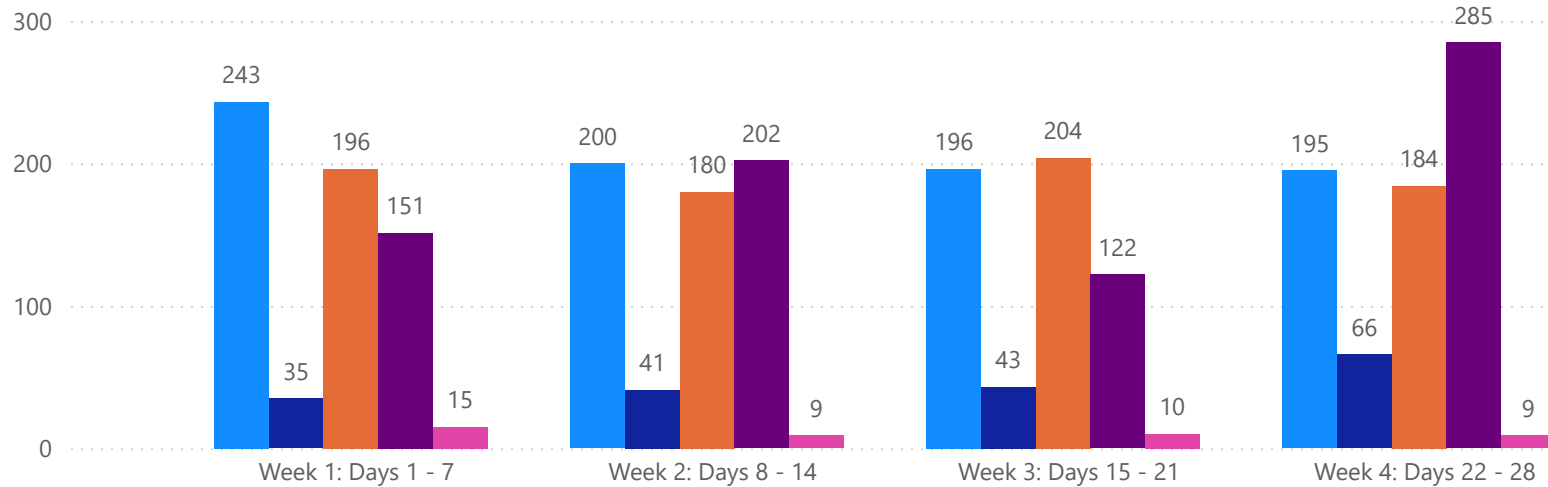


# 4 WEEK REAL ESTATE MARKET REPORT

## MANATEE COUNTY - SINGLE FAMILY HOME

### 6/23/2026

**MLSStatus** ● Active ● Canceled ● Pending ● Sold ● Temporarily Off-Market



All data is current as of today, though some MLS statuses may have changed from prior days.

### TOTALS

MLS Status	4 Week Total
Active	834
Canceled	185
Pending	764
Sold	760
Temporarily Off-Market	43

### DAILY MARKET CHANGE

Category	Sum of Manatee
Back on the Market	6
New Listings	34
Price Decrease	82
Price Increase	57

\*Back on Market can be from these sources - Pending, Temp Off Market, Cancelled and Expired Listing)

### 7 DAY SOLD COMPARISON

Closed Prior Year	Volume	Count	Closed Prior Year	Volume	Count
Tuesday, June 23, 2026	\$10,197,250	9	Saturday, June 21, 2025	\$429,900	1
Monday, June 22, 2026	\$31,121,125	46	Friday, June 20, 2025	\$25,509,754	53
Sunday, June 21, 2026	\$535,000	1	Thursday, June 19, 2025	\$4,102,030	7
Friday, June 19, 2026	\$4,567,389	6	Wednesday, June 18, 2025	\$19,276,759	28
Thursday, June 18, 2026	\$37,210,728	64	Tuesday, June 17, 2025	\$12,950,948	27
Wednesday, June 17, 2026	\$14,309,639	25	Monday, June 16, 2025	\$28,190,007	45
<b>Total</b>	<b>\$97,941,131</b>	<b>151</b>	<b>Total</b>	<b>\$90,459,398</b>	<b>161</b>

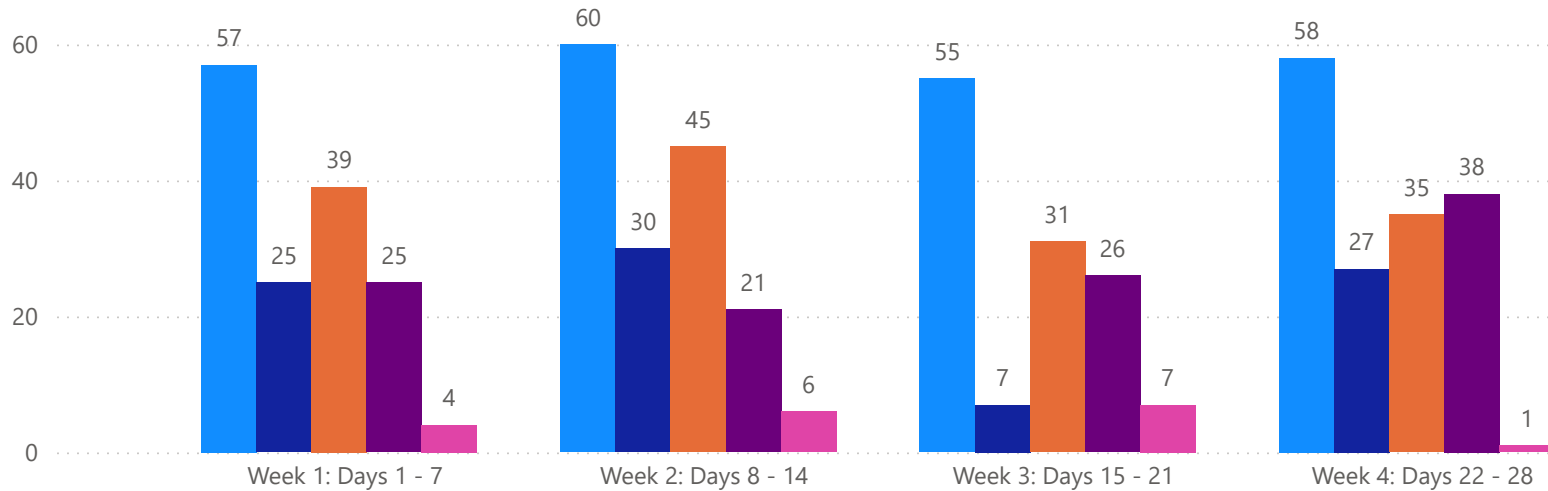


# 4 WEEK REAL ESTATE MARKET REPORT

## MANATEE COUNTY - CONDO

6/23/2026

MLS Status ● Active ● Canceled ● Pending ● Sold ● Temporarily Off-Market



### TOTALS

MLS Status	4 Week Total
Active	230
Canceled	89
Pending	150
Sold	110
Temporarily Off-Market	18

### DAILY MARKET CHANGE

Category	Sum of Manatee
Back on the Market	3
New Listings	5
Price Decrease	9
Price Increase	0

\*Back on Market can be from these sources - Pending, Temp Off Market, Cancelled and Expired Listing)

### 7 DAY SOLD COMPARISON

Closed Prior Year	Volume	Count	Closed Prior Year	Volume	Count
Tuesday, June 23, 2026	\$1,052,500	4	Friday, June 20, 2025	\$4,739,900	11
Monday, June 22, 2026	\$610,400	4	Thursday, June 19, 2025	\$1,562,500	2
Friday, June 19, 2026	\$366,000	2	Wednesday, June 18, 2025	\$1,821,000	7
Thursday, June 18, 2026	\$3,057,000	9	Tuesday, June 17, 2025	\$1,545,000	6
Wednesday, June 17, 2026	\$2,373,000	6	Monday, June 16, 2025	\$1,953,000	5
<b>Total</b>	<b>\$7,458,900</b>	<b>25</b>	<b>Total</b>	<b>\$11,621,400</b>	<b>31</b>

