



## 4 WEEK REAL ESTATE MARKET REPORT

Tuesday, June 23, 2026

*As of: Wednesday, June 24, 2026*

- 1 Report Breakdown
- 2 Cumulative Tampa Bay Report - Single Family Home
- 3 Cumulative Tampa Bay Report - Condominium
- 4 Pinellas County - Single Family Home
- 5 Pinellas County - Condominium
- 6 Pasco County - Single Family Home
- 7 Pasco County - Condominium
- 8 Hillsborough County - Single Family Home
- 9 Hillsborough County - Condominium
- 10 Sarasota County - Single Family Home
- 11 Sarasota County - Condominium
- 12 Manatee County - Single Family Home
- 13 Manatee County - Condominium

# 4 WEEK REAL ESTATE MARKET REPORT

## REPORT BREAKDOWN

Tuesday, June 23, 2026

as of: 6/24/2026

Day 1	Tuesday, June 23, 2026
Day 2	Monday, June 22, 2026
Day 3	Sunday, June 21, 2026
Day 4	Saturday, June 20, 2026
Day 5	Friday, June 19, 2026
Day 6	Wednesday, June 24, 2026
Day 7	Tuesday, June 23, 2026
Day 8	Monday, June 22, 2026
Day 9	Sunday, June 21, 2026
Day 10	Saturday, June 20, 2026
Day 11	Friday, June 19, 2026
Day 12	Thursday, June 18, 2026
Day 13	Wednesday, June 17, 2026
Day 14	Tuesday, June 16, 2026
Day 15	Monday, June 15, 2026
Day 16	Sunday, June 14, 2026
Day 17	Saturday, June 13, 2026
Day 18	Friday, June 12, 2026
Day 19	Thursday, June 11, 2026
Day 20	Wednesday, June 10, 2026
Day 21	Tuesday, June 9, 2026
Day 22	Monday, June 8, 2026
Day 23	Sunday, June 7, 2026
Day 24	Saturday, June 6, 2026
Day 25	Friday, June 5, 2026
Day 26	Thursday, June 4, 2026
Day 27	Wednesday, June 3, 2026
Day 28	Tuesday, June 2, 2026

### REPORT BREAKDOWN

#### GRAPH:

Active - Newly listed during the date range

Pending - Status changed to 'pending' during the date range

Sold - Closed during the date range

Canceled - Canceled during the date range

Temp off Market - Status changed to 'temp' off market' during the date range

The date ranges are not cumulative.

Day 1: Tuesday, June 23, 2026

Day 28: Tuesday, June 2, 2026

#### TOTALS:

4 Weeks: The summation of each date range (Day 1 - Day 28)

#### Market Changes

Day 1's New Listings, Price Increase, Price Decreases and Back on Market

Manatee County - Single Family Home

#### 7 Day Sold Comparison

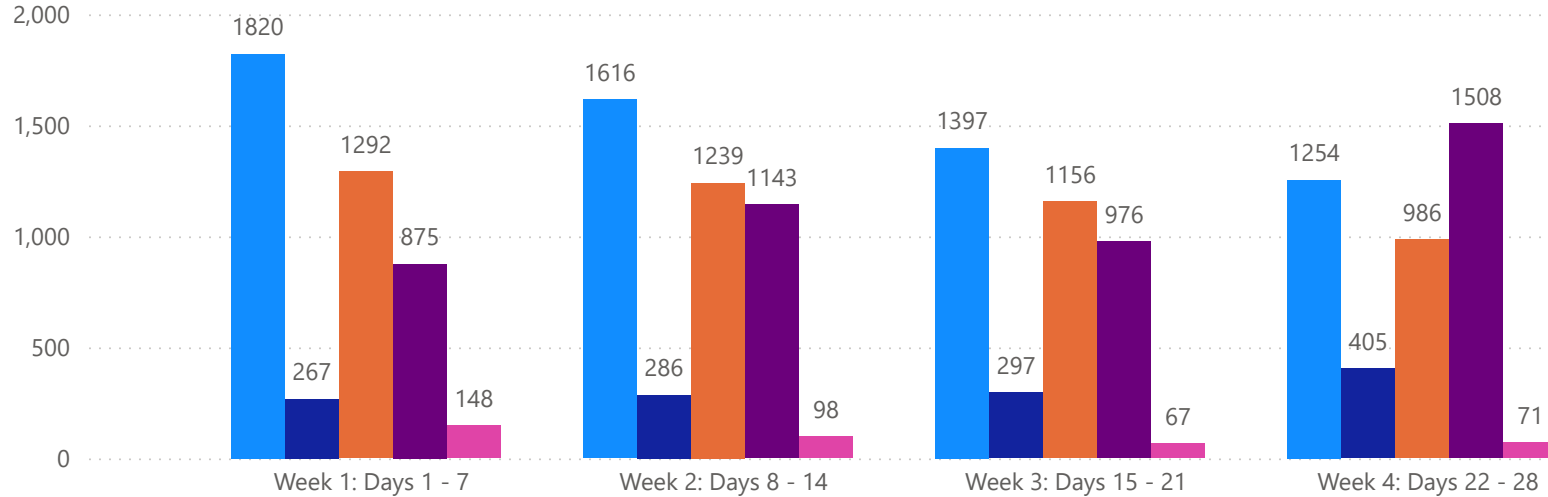
Compares the sold amount and volume in the last 7 days against the same timeframe in the prior year and days 8 - days 14.

# 4 WEEK REAL ESTATE MARKET REPORT

## TAMPA BAY - SINGLE FAMILY HOME

### 6/24/2026

MLS Status ● Active ● Canceled ● Pending ● Sold ● Temporarily Off-Market



All data is current as of today, though some MLS statuses may have changed from prior days.

### TOTALS

MLS Status	4 Week Total
Active	6087
Canceled	1255
Pending	4673
Sold	4502
Temporarily Off-Market	384

### DAILY MARKET CHANGE

Category	Sum of Total
Back on the Market	22
New Listings	57
Price Decrease	108
Price Increase	8

\*Back on Market can be from these sources - Pending, Temp Off Market, Cancelled and Expired Listing)

### 7 DAY SOLD COMPARISON

Closed Prior Year	Volume	Count	Closed Prior Year	Volume	Count
Wednesday, June 24, 2026	\$62,797,632	95	Monday, June 23, 2025	\$131,716,740	226
Tuesday, June 23, 2026	\$93,468,480	163	Sunday, June 22, 2025	\$6,152,000	4
Monday, June 22, 2026	\$159,914,434	244	Saturday, June 21, 2025	\$2,474,600	7
Sunday, June 21, 2026	\$2,185,000	2	Friday, June 20, 2025	\$200,819,681	359
Saturday, June 20, 2026	\$1,539,999	4	Thursday, June 19, 2025	\$15,213,750	31
Friday, June 19, 2026	\$22,600,017	42	Wednesday, June 18, 2025	\$133,944,755	232
Thursday, June 18, 2026	\$194,746,486	325	Tuesday, June 17, 2025	\$89,415,628	169
<b>Total</b>	<b>\$537,252,048</b>	<b>875</b>	<b>Total</b>	<b>\$579,737,154</b>	<b>1028</b>

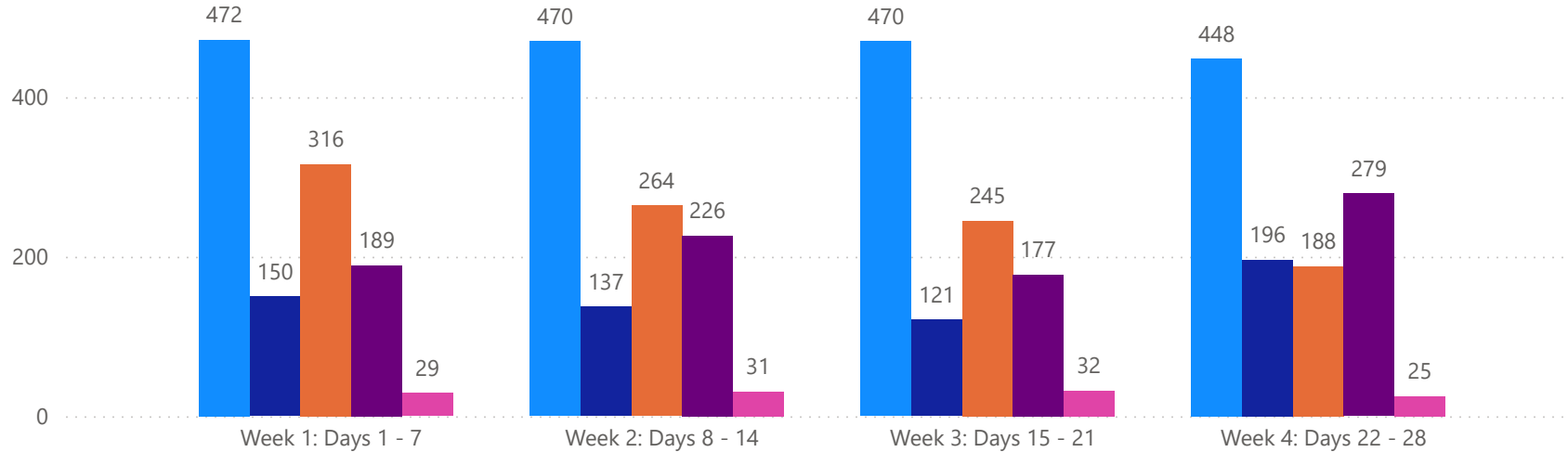


# 4 WEEK REAL ESTATE MARKET REPORT

## TAMPA BAY - CONDO

### 6/24/2026

MLS Status ● Active ● Canceled ● Pending ● Sold ● Temporarily Off-Market



All data is current as of today, though some MLS statuses may have changed from prior days.

### TOTALS

MLS Status	4 Week Total
Active	1860
Canceled	604
Pending	1013
Sold	871
Temporarily Off-Market	117

### DAILY MARKET CHANGE

Category	Sum of Total
Back on the Market	3
New Listings	28
Price Decrease	40
Price Increase	1

\*Back on Market can be from these sources - Pending, Temp Off Market, Cancelled and Expired Listing)

### 7 DAY SOLD COMPARISON

Closed Prior Year	Volume	Count	Closed Prior Year	Volume	Count
Wednesday, June 24, 2026	\$11,071,894	29	Monday, June 23, 2025	\$12,600,750	32
Tuesday, June 23, 2026	\$16,928,523	25	Sunday, June 22, 2025	\$225,000	1
Monday, June 22, 2026	\$24,300,107	47	Saturday, June 21, 2025	\$131,000	1
Saturday, June 20, 2026	\$563,000	2	Friday, June 20, 2025	\$22,560,500	71
Friday, June 19, 2026	\$11,605,818	13	Thursday, June 19, 2025	\$3,226,900	9
Thursday, June 18, 2026	\$36,789,926	73	Wednesday, June 18, 2025	\$19,085,400	44
<b>Total</b>	<b>\$101,259,268</b>	<b>189</b>	Tuesday, June 17, 2025	\$14,712,000	26
			<b>Total</b>	<b>\$72,541,550</b>	<b>184</b>

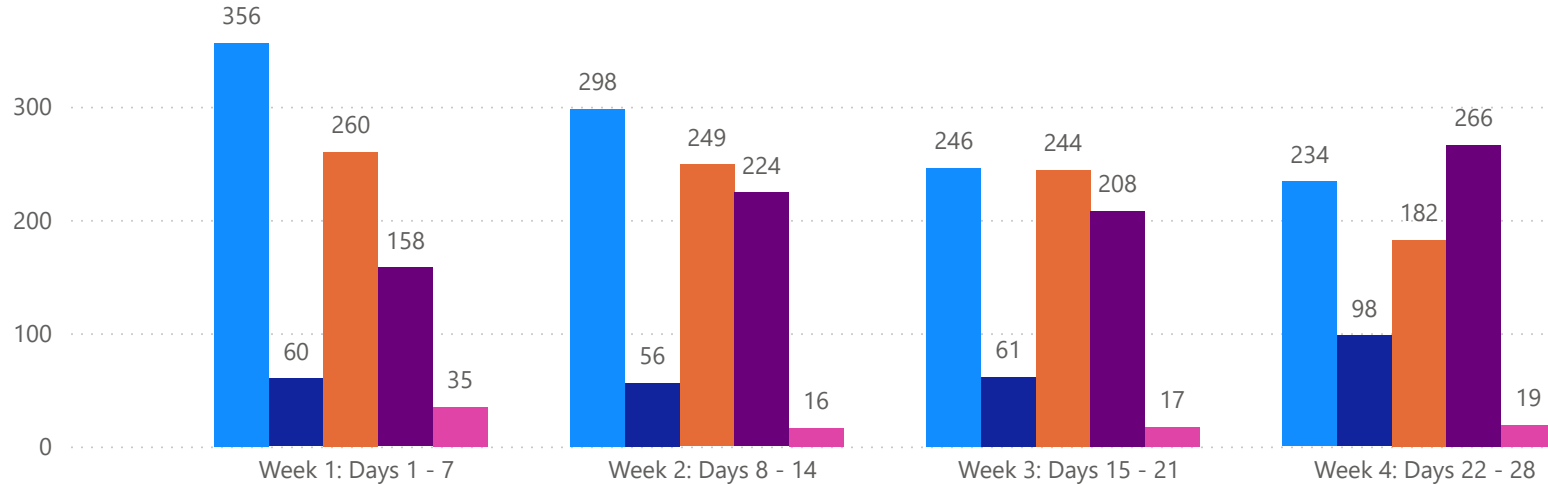


# 4 WEEK REAL ESTATE MARKET REPORT

## PINELLAS COUNTY - SINGLE FAMILY HOME

### 6/24/2026

MLS Status ● Active ● Canceled ● Pending ● Sold ● Temporarily Off-Market



All data is current as of today, though some MLS statuses may have changed from prior days.

### TOTALS

MLS Status	4 Week Total
Active	1134
Canceled	275
Pending	935
Sold	856
Temporarily Off-Market	87

### DAILY MARKET CHANGE

Category	Sum of Pinellas
Back on the Market	5
New Listings	57
Price Decrease	64
Price Increase	3

\*Back on Market can be from these sources - Pending, Temp Off Market, Cancelled and Expired Listing)

### 7 DAY SOLD COMPARISON

Closed Prior Year	Volume	Count
Wednesday, June 24, 2026	\$13,992,700	20
Tuesday, June 23, 2026	\$19,583,000	39
Monday, June 22, 2026	\$29,711,280	38
Friday, June 19, 2026	\$2,021,000	5
Thursday, June 18, 2026	\$33,262,050	56
<b>Total</b>	<b>\$98,570,030</b>	<b>158</b>

Closed Prior Year	Volume	Count
Monday, June 23, 2025	\$21,627,146	36
Sunday, June 22, 2025	\$4,495,000	1
Saturday, June 21, 2025	\$665,000	1
Friday, June 20, 2025	\$46,233,640	72
Thursday, June 19, 2025	\$2,052,500	5
Wednesday, June 18, 2025	\$33,748,500	51
Tuesday, June 17, 2025	\$21,089,250	37
<b>Total</b>	<b>\$129,911,036</b>	<b>203</b>

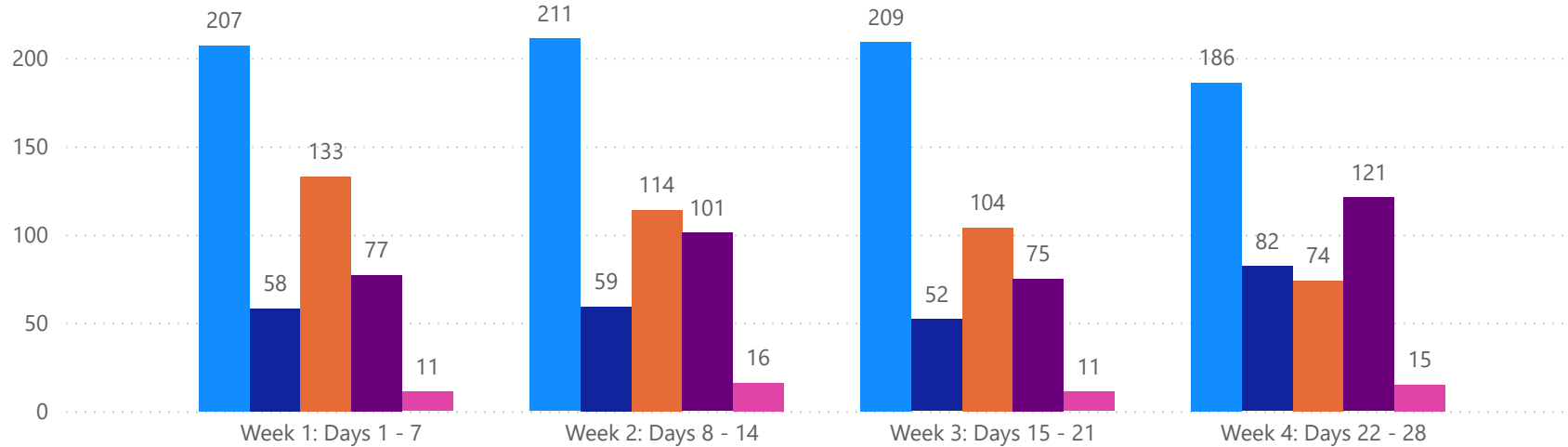


# 4 WEEK REAL ESTATE MARKET REPORT

## PINELLAS COUNTY - CONDO

### 6/24/2026

MLS Status ● Active ● Canceled ● Pending ● Sold ● Temporarily Off-Market



All data is current as of today, though some MLS statuses may have changed from prior days.

### TOTALS

MLS Status	4 Week Total
Active	813
Canceled	251
Pending	425
Sold	374
Temporarily Off-Market	53

### DAILY MARKET CHANGE

Category	Sum of Pinellas
Back on the Market	4
New Listings	23
Price Decrease	38
Price Increase	2

\*Back on Market can be from these sources - Pending, Temp Off Market, Cancelled and Expired Listing)

### 7 DAY SOLD COMPARISON

Closed Prior Year	Volume	Count
Wednesday, June 24, 2026	\$2,510,900	13
Tuesday, June 23, 2026	\$6,864,250	11
Monday, June 22, 2026	\$10,190,500	21
Saturday, June 20, 2026	\$328,000	1
Friday, June 19, 2026	\$1,827,000	5
Thursday, June 18, 2026	\$11,618,500	26
<b>Total</b>	<b>\$33,339,150</b>	<b>77</b>

Closed Prior Year	Volume	Count
Monday, June 23, 2025	\$5,116,350	12
Sunday, June 22, 2025	\$225,000	1
Saturday, June 21, 2025	\$131,000	1
Friday, June 20, 2025	\$7,554,200	26
Thursday, June 19, 2025	\$1,312,000	6
Wednesday, June 18, 2025	\$2,832,000	14
Tuesday, June 17, 2025	\$4,486,000	8
<b>Total</b>	<b>\$21,656,550</b>	<b>68</b>

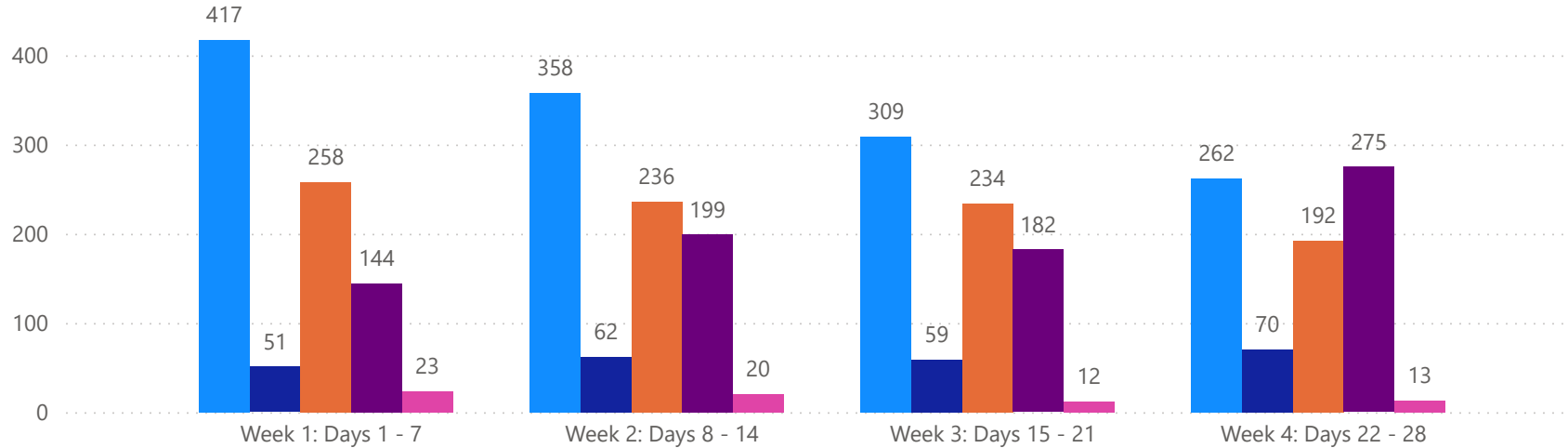


# 4 WEEK REAL ESTATE MARKET REPORT

## PASCO COUNTY - SINGLE FAMILY HOME

### 6/24/2026

**MLSStatus** ● Active ● Canceled ● Pending ● Sold ● Temporarily Off-Market



All data is current as of today, though some MLS statuses may have changed from prior days.

### TOTALS

MLS Status	4 Week Total
Active	1346
Canceled	242
Pending	920
Sold	800
Temporarily Off-Market	68

### DAILY MARKET CHANGE

Category	Sum of Pasco
Back on the Market	4
New Listings	44
Price Decrease	96
Price Increase	6

\*Back on Market can be from these sources - Pending, Temp Off Market, Cancelled and Expired Listing)

### 7 DAY SOLD COMPARISON

Closed Prior Year	Volume	Count
Wednesday, June 24, 2026	\$7,545,940	17
Tuesday, June 23, 2026	\$8,681,180	23
Monday, June 22, 2026	\$19,961,924	42
Friday, June 19, 2026	\$4,822,640	11
Thursday, June 18, 2026	\$22,881,625	51
<b>Total</b>	<b>\$63,893,309</b>	<b>144</b>

Closed Prior Year	Volume	Count
Monday, June 23, 2025	\$27,184,241	62
Saturday, June 21, 2025	\$425,000	2
Friday, June 20, 2025	\$29,377,441	69
Thursday, June 19, 2025	\$2,602,430	6
Wednesday, June 18, 2025	\$15,268,890	38
Tuesday, June 17, 2025	\$12,289,186	27
<b>Total</b>	<b>\$87,147,188</b>	<b>204</b>

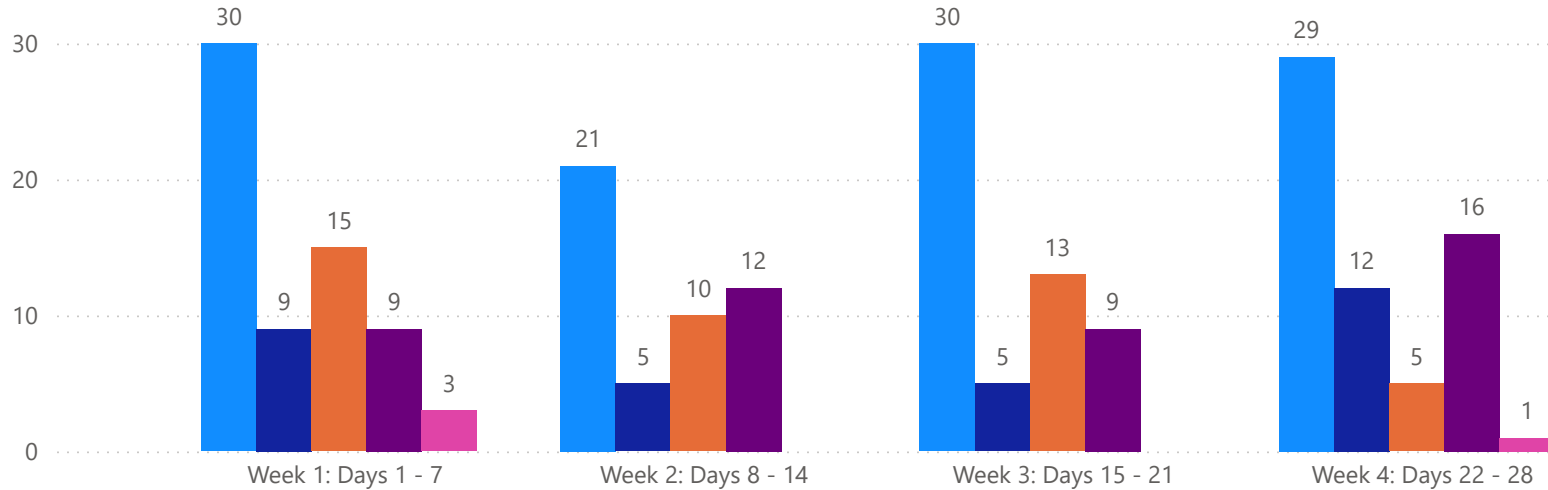


# 4 WEEK REAL ESTATE MARKET REPORT

## PASCO COUNTY - CONDO

6/24/2026

**MLS Status** ● Active ● Canceled ● Pending ● Sold ● Temporarily Off-Market



All data is current as of today, though some MLS statuses may have changed from prior days.

### TOTALS

MLS Status	4 Week Total
Active	110
Canceled	31
Pending	43
Sold	46
Temporarily Off-Market	4

### DAILY MARKET CHANGE

Category	Sum of Pasco
Back on the Market	0
New Listings	4
Price Decrease	7
Price Increase	0

\*Back on Market can be from these sources - Pending, Temp Off Market, Cancelled and Expired Listing)

### 7 DAY SOLD COMPARISON

Closed Prior Year	Volume	Count
Wednesday, June 24, 2026	\$358,000	2
Tuesday, June 23, 2026	\$350,000	1
Monday, June 22, 2026	\$360,000	2
Thursday, June 18, 2026	\$429,000	4
<b>Total</b>	<b>\$1,497,000</b>	<b>9</b>

Closed Prior Year	Volume	Count
Monday, June 23, 2025	\$289,500	2
Friday, June 20, 2025	\$1,147,000	8
Wednesday, June 18, 2025	\$436,000	3
Tuesday, June 17, 2025	\$135,000	1
<b>Total</b>	<b>\$2,007,500</b>	<b>14</b>

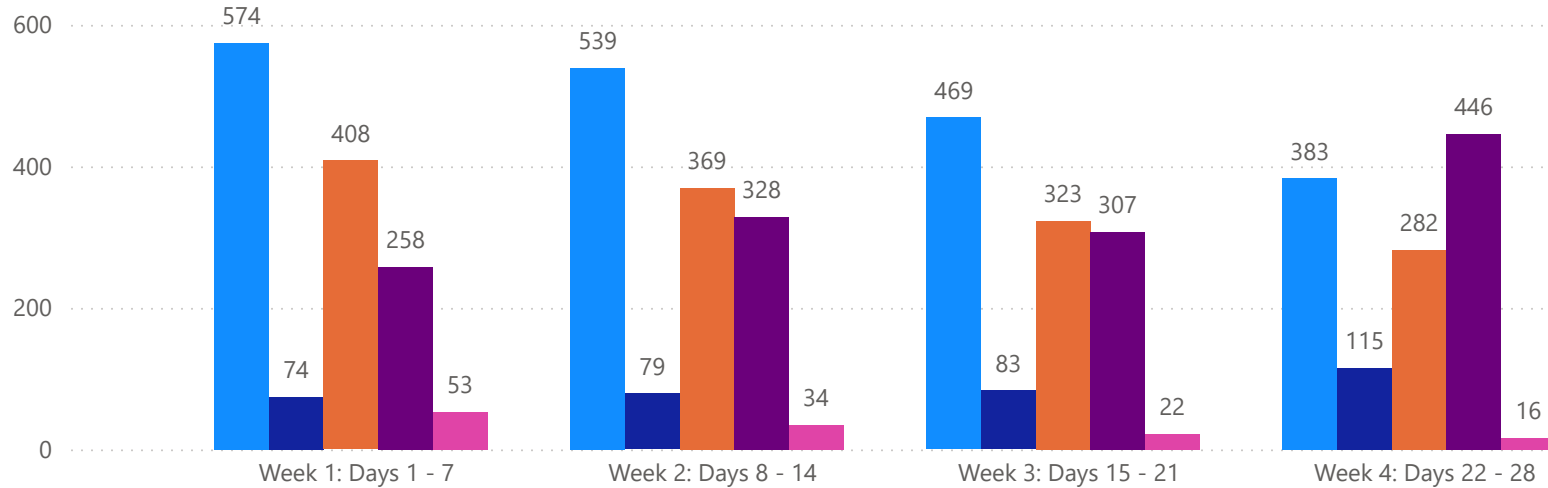


# 4 WEEK REAL ESTATE MARKET REPORT

## HILLSBOROUGH COUNTY - SINGLE FAMILY HOME

### 6/24/2026

MLS Status ● Active ● Canceled ● Pending ● Sold ● Temporarily Off-Market



All data is current as of today, though some MLS statuses may have changed from prior days.

### TOTALS

MLS Status	4 Week Total
Active	1965
Canceled	351
Pending	1382
Sold	1339
Temporarily Off-Market	125

### DAILY MARKET CHANGE

Category	Sum of Hillsborough	*Back on Market can be from these sources - Pending, Temp Off Market, Cancelled and Expired Listing)
Back on the Market	8	
New Listings	58	
Price Decrease	102	
Price Increase	13	

### 7 DAY SOLD COMPARISON

Closed Prior Year	Volume	Count	Closed Prior Year	Volume	Count
Wednesday, June 24, 2026	\$14,785,000	23	Monday, June 23, 2025	\$51,096,892	72
Tuesday, June 23, 2026	\$26,882,080	43	Saturday, June 21, 2025	\$714,700	2
Monday, June 22, 2026	\$55,193,108	78	Friday, June 20, 2025	\$64,684,002	115
Sunday, June 21, 2026	\$1,650,000	1	Thursday, June 19, 2025	\$3,019,890	6
Saturday, June 20, 2026	\$820,000	2	Wednesday, June 18, 2025	\$36,090,922	75
Friday, June 19, 2026	\$5,261,988	12	Tuesday, June 17, 2025	\$32,975,850	59
Thursday, June 18, 2026	\$59,714,031	99	<b>Total</b>	<b>\$188,582,256</b>	<b>329</b>
<b>Total</b>	<b>\$164,306,207</b>	<b>258</b>			

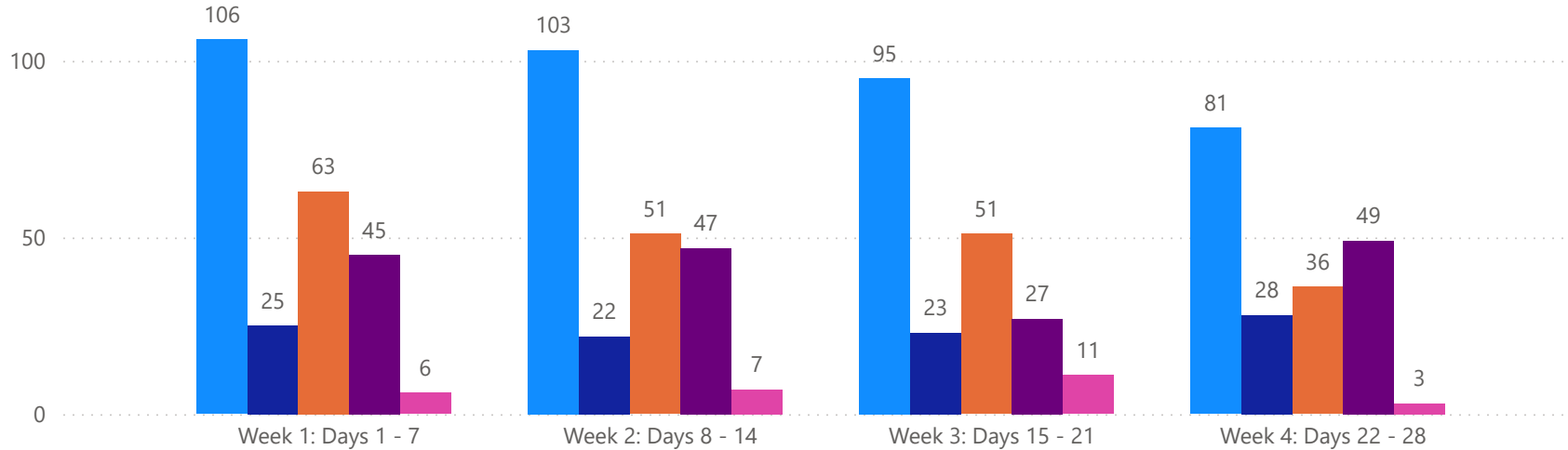


# 4 WEEK REAL ESTATE MARKET REPORT

## HILLSBOROUGH COUNTY - CONDO

6/24/2026

MLS Status ● Active ● Canceled ● Pending ● Sold ● Temporarily Off-Market



All data is current as of today, though some MLS statuses may have changed from prior days.

### TOTALS

MLS Status	4 Week Total
Active	385
Canceled	98
Pending	201
Sold	168
Temporarily Off-Market	27

### DAILY MARKET CHANGE

Category	Sum of Hillsborough	*Back on Market can be from these sources - Pending, Temp Off Market, Cancelled and Expired Listing)
Back on the Market	3	
New Listings	12	
Price Decrease	21	
Price Increase	1	

### 7 DAY SOLD COMPARISON

Closed Prior Year	Volume	Count	Closed Prior Year	Volume	Count
Wednesday, June 24, 2026	\$4,105,704	6	Monday, June 23, 2025	\$1,526,000	6
Tuesday, June 23, 2026	\$4,856,773	4	Friday, June 20, 2025	\$3,744,400	14
Monday, June 22, 2026	\$6,802,207	8	Thursday, June 19, 2025	\$352,400	1
Saturday, June 20, 2026	\$235,000	1	Wednesday, June 18, 2025	\$3,512,400	10
Friday, June 19, 2026	\$8,512,818	5	Tuesday, June 17, 2025	\$1,728,000	4
Thursday, June 18, 2026	\$14,306,526	21	<b>Total</b>	<b>\$10,863,200</b>	<b>35</b>
<b>Total</b>	<b>\$38,819,028</b>	<b>45</b>			

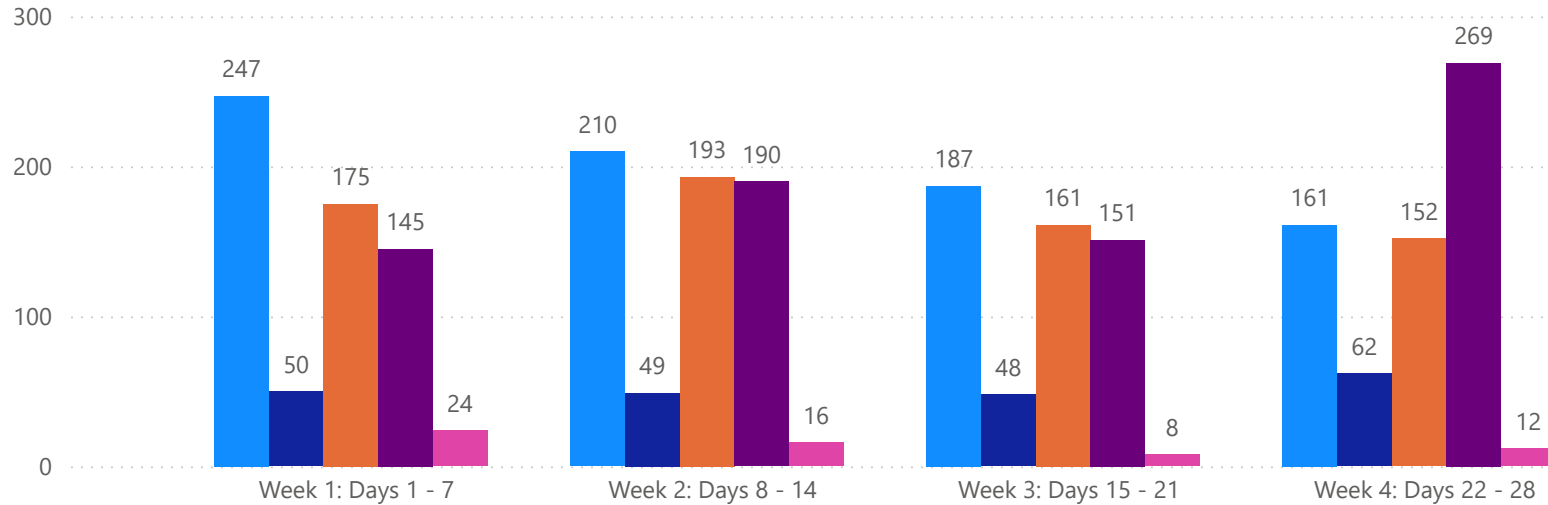


# 4 WEEK REAL ESTATE MARKET REPORT

## SARASOTA COUNTY - SINGLE FAMILY HOME

### 6/24/2026

MLS Status ● Active ● Canceled ● Pending ● Sold ● Temporarily Off-Market



All data is current as of today, though some MLS statuses may have changed from prior days.

### TOTALS

MLS Status	4 Week Total
Active	805
Canceled	209
Pending	681
Sold	755
Temporarily Off-Market	60

### DAILY MARKET CHANGE

Category	Sum of Sarasota
Back on the Market	9
New Listings	31
Price Decrease	50
Price Increase	3

\*Back on Market can be from these sources - Pending, Temp Off Market, Cancelled and Expired Listing)

### 7 DAY SOLD COMPARISON

Closed Prior Year	Volume	Count
Wednesday, June 24, 2026	\$12,762,535	18
Tuesday, June 23, 2026	\$15,024,900	27
Monday, June 22, 2026	\$21,758,840	35
Saturday, June 20, 2026	\$719,999	2
Friday, June 19, 2026	\$5,927,000	8
Thursday, June 18, 2026	\$41,678,052	55
<b>Total</b>	<b>\$97,871,326</b>	<b>145</b>

Closed Prior Year	Volume	Count
Monday, June 23, 2025	\$18,815,290	32
Sunday, June 22, 2025	\$1,657,000	3
Saturday, June 21, 2025	\$240,000	1
Friday, June 20, 2025	\$35,014,844	50
Thursday, June 19, 2025	\$3,436,900	7
Wednesday, June 18, 2025	\$29,559,684	40
Tuesday, June 17, 2025	\$10,110,394	19
<b>Total</b>	<b>\$98,834,112</b>	<b>152</b>

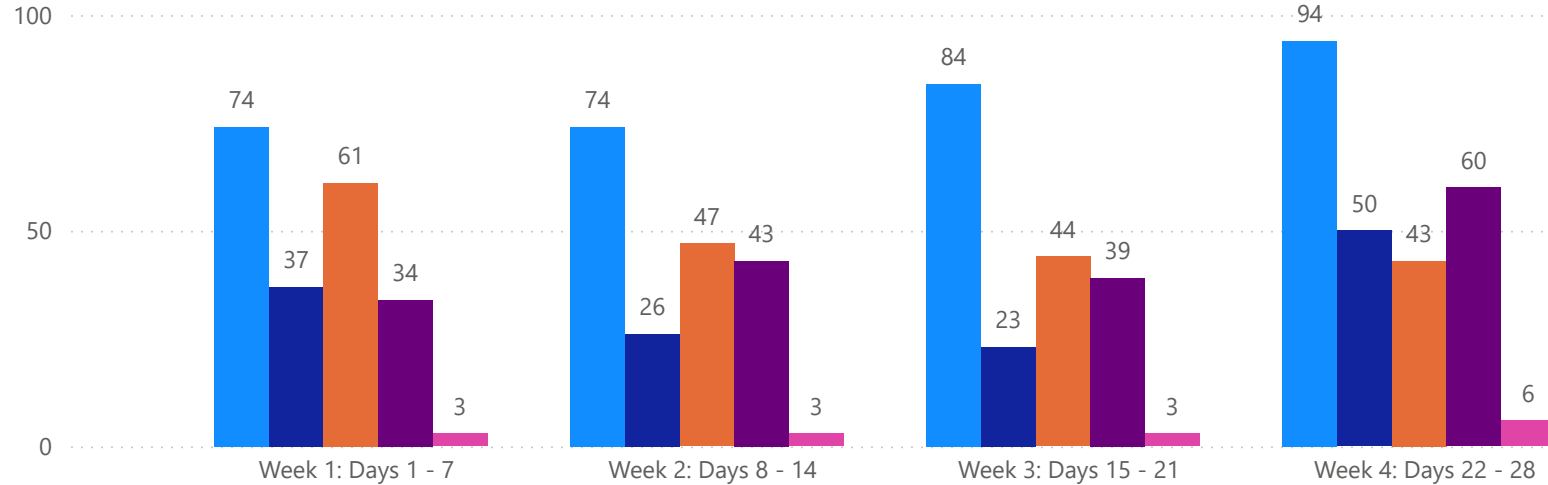


# 4 WEEK REAL ESTATE MARKET REPORT

## SARASOTA COUNTY - CONDO

6/24/2026

**MLS Status** ● Active ● Canceled ● Pending ● Sold ● Temporarily Off-Market



All data is current as of today, though some MLS statuses may have changed from prior days.

### TOTALS

MLS Status	4 Week Total
Active	326
Canceled	136
Pending	195
Sold	176
Temporarily Off-Market	15

### DAILY MARKET CHANGE

Category	Sum of Sarasota
Back on the Market	5
New Listings	1
Price Decrease	19
Price Increase	0

\*Back on Market can be from these sources - Pending, Temp Off Market, Cancelled and Expired Listing)

### 7 DAY SOLD COMPARISON

Closed Prior Year	Volume	Count	Closed Prior Year	Volume	Count
Wednesday, June 24, 2026	\$2,585,000	4	Monday, June 23, 2025	\$5,088,000	9
Tuesday, June 23, 2026	\$3,805,000	5	Friday, June 20, 2025	\$5,375,000	12
Monday, June 22, 2026	\$6,202,000	11	Wednesday, June 18, 2025	\$10,484,000	10
Friday, June 19, 2026	\$900,000	1	Tuesday, June 17, 2025	\$6,818,000	7
Thursday, June 18, 2026	\$7,378,900	13	<b>Total</b>	<b>\$27,765,000</b>	<b>38</b>
<b>Total</b>	<b>\$20,870,900</b>	<b>34</b>			

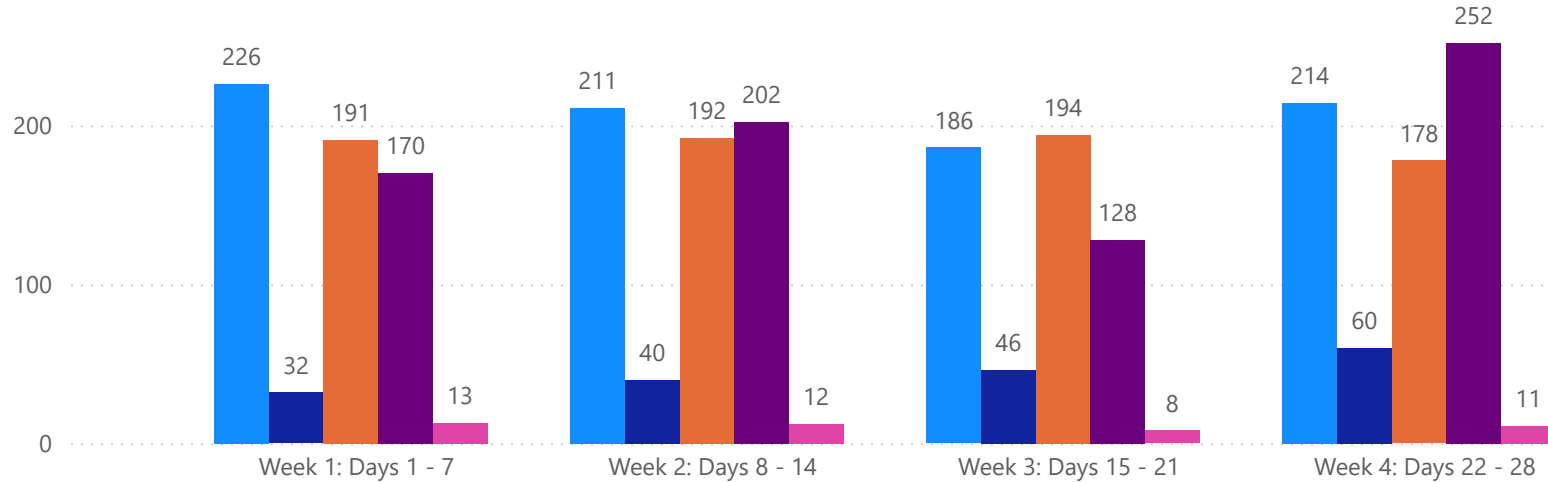


# 4 WEEK REAL ESTATE MARKET REPORT

## MANATEE COUNTY - SINGLE FAMILY HOME

### 6/24/2026

**MLS Status** ● Active ● Canceled ● Pending ● Sold ● Temporarily Off-Market



All data is current as of today, though some MLS statuses may have changed from prior days.

### TOTALS

MLS Status	4 Week Total
Active	837
Canceled	178
Pending	755
Sold	752
Temporarily Off-Market	44

### DAILY MARKET CHANGE

Category	Sum of Manatee
Back on the Market	4
New Listings	36
Price Decrease	51
Price Increase	4

\*Back on Market can be from these sources - Pending, Temp Off Market, Cancelled and Expired Listing)

### 7 DAY SOLD COMPARISON

Closed Prior Year	Volume	Count	Closed Prior Year	Volume	Count
Wednesday, June 24, 2026	\$13,711,457	17	Monday, June 23, 2025	\$12,993,171	24
Tuesday, June 23, 2026	\$23,297,320	31	Saturday, June 21, 2025	\$429,900	1
Monday, June 22, 2026	\$33,289,282	51	Friday, June 20, 2025	\$25,509,754	53
Sunday, June 21, 2026	\$535,000	1	Thursday, June 19, 2025	\$4,102,030	7
Friday, June 19, 2026	\$4,567,389	6	Wednesday, June 18, 2025	\$19,276,759	28
Thursday, June 18, 2026	\$37,210,728	64	Tuesday, June 17, 2025	\$12,950,948	27
<b>Total</b>	<b>\$112,611,176</b>	<b>170</b>	<b>Total</b>	<b>\$75,262,562</b>	<b>140</b>

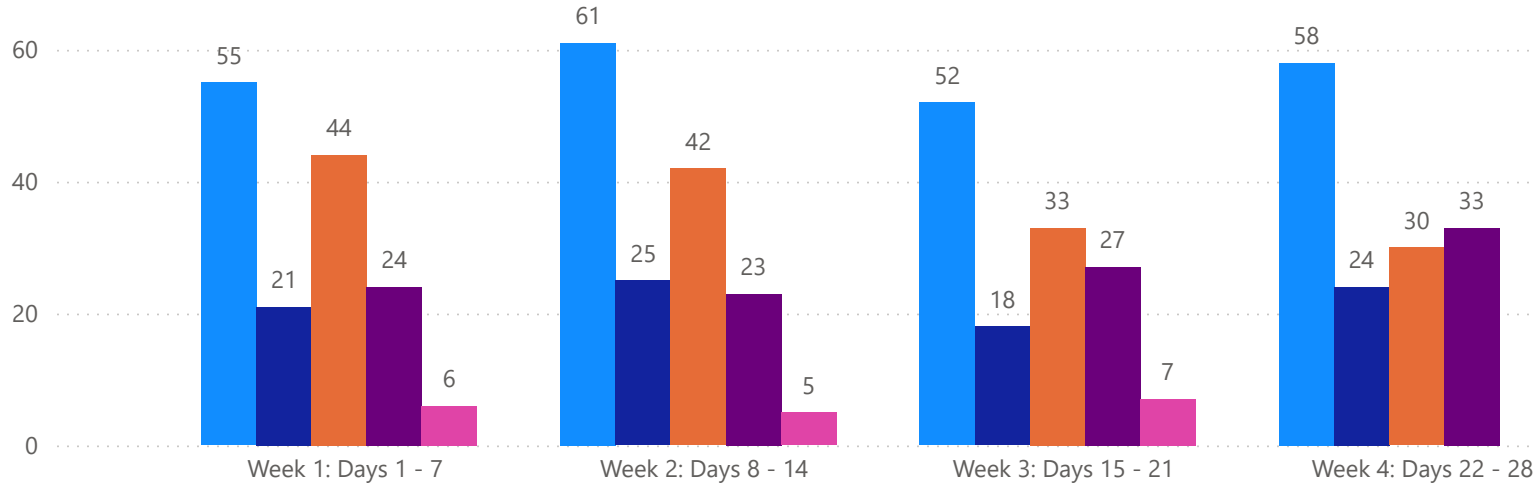


# 4 WEEK REAL ESTATE MARKET REPORT

## MANATEE COUNTY - CONDO

6/24/2026

MlsStatus ● Active ● Canceled ● Pending ● Sold ● Temporarily Off-Market



### TOTALS

MLS Status	4 Week Total
Active	226
Canceled	88
Pending	149
Sold	107
Temporarily Off-Market	18

### DAILY MARKET CHANGE

Category	Sum of Manatee
Back on the Market	1
New Listings	8
Price Decrease	10
Price Increase	0

\*Back on Market can be from these sources - Pending, Temp Off Market, Cancelled and Expired Listing)

### 7 DAY SOLD COMPARISON

Closed Prior Year	Volume	Count
Wednesday, June 24, 2026	\$1,512,290	4
Tuesday, June 23, 2026	\$1,052,500	4
Monday, June 22, 2026	\$745,400	5
Friday, June 19, 2026	\$366,000	2
Thursday, June 18, 2026	\$3,057,000	9
<b>Total</b>	<b>\$6,733,190</b>	<b>24</b>

Closed Prior Year	Volume	Count
Monday, June 23, 2025	\$580,900	3
Friday, June 20, 2025	\$4,739,900	11
Thursday, June 19, 2025	\$1,562,500	2
Wednesday, June 18, 2025	\$1,821,000	7
Tuesday, June 17, 2025	\$1,545,000	6
<b>Total</b>	<b>\$10,249,300</b>	<b>29</b>

