

SUNCOAST TAMPA
— ASSOCIATION OF —
REALTORS®

4 WEEK REAL ESTATE MARKET REPORT

Thursday, June 25, 2026

As of: Friday, June 26, 2026

- 1 Report Breakdown**
- 2 Cumulative Tampa Bay Report - Single Family Home**
- 3 Cumulative Tampa Bay Report - Condominium**
- 4 Pinellas County - Single Family Home**
- 5 Pinellas County - Condominium**
- 6 Pasco County - Single Family Home**
- 7 Pasco County - Condominium**
- 8 Hillsborough County - Single Family Home**
- 9 Hillsborough County - Condominium**
- 10 Sarasota County - Single Family Home**
- 11 Sarasota County - Condominium**
- 12 Manatee County - Single Family Home**
- 13 Manatee County - Condominium**

4 WEEK REAL ESTATE MARKET REPORT

REPORT BREAKDOWN

Thursday, June 25, 2026



as of: 6/26/2026

Day 1	Thursday, June 25, 2026
Day 2	Wednesday, June 24, 2026
Day 3	Tuesday, June 23, 2026
Day 4	Monday, June 22, 2026
Day 5	Sunday, June 21, 2026
Day 6	Friday, June 26, 2026
Day 7	Thursday, June 25, 2026
Day 8	Wednesday, June 24, 2026
Day 9	Tuesday, June 23, 2026
Day 10	Monday, June 22, 2026
Day 11	Sunday, June 21, 2026
Day 12	Saturday, June 20, 2026
Day 13	Friday, June 19, 2026
Day 14	Thursday, June 18, 2026
Day 15	Wednesday, June 17, 2026
Day 16	Tuesday, June 16, 2026
Day 17	Monday, June 15, 2026
Day 18	Sunday, June 14, 2026
Day 19	Saturday, June 13, 2026
Day 20	Friday, June 12, 2026
Day 21	Thursday, June 11, 2026
Day 22	Wednesday, June 10, 2026
Day 23	Tuesday, June 9, 2026
Day 24	Monday, June 8, 2026
Day 25	Sunday, June 7, 2026
Day 26	Saturday, June 6, 2026
Day 27	Friday, June 5, 2026
Day 28	Thursday, June 4, 2026

REPORT BREAKDOWN

GRAPH:

Active - Newly listed during the date range

Pending - Status changed to 'pending' during the date range

Sold - Closed during the date range

Canceled - Canceled during the date range

Temp off Market - Status changed to 'temp' off market' during the date range

The date ranges are not cumulative.

Day 1: Thursday, June 25, 2026

Day 28: Thursday, June 4, 2026

TOTALS:

4 Weeks: The summation of each date range (Day 1 - Day 28)

Market Changes

Day 1's New Listings, Price Increase, Price Decreases and Back on Market

Manatee County - Single Family Home

7 Day Sold Comparison

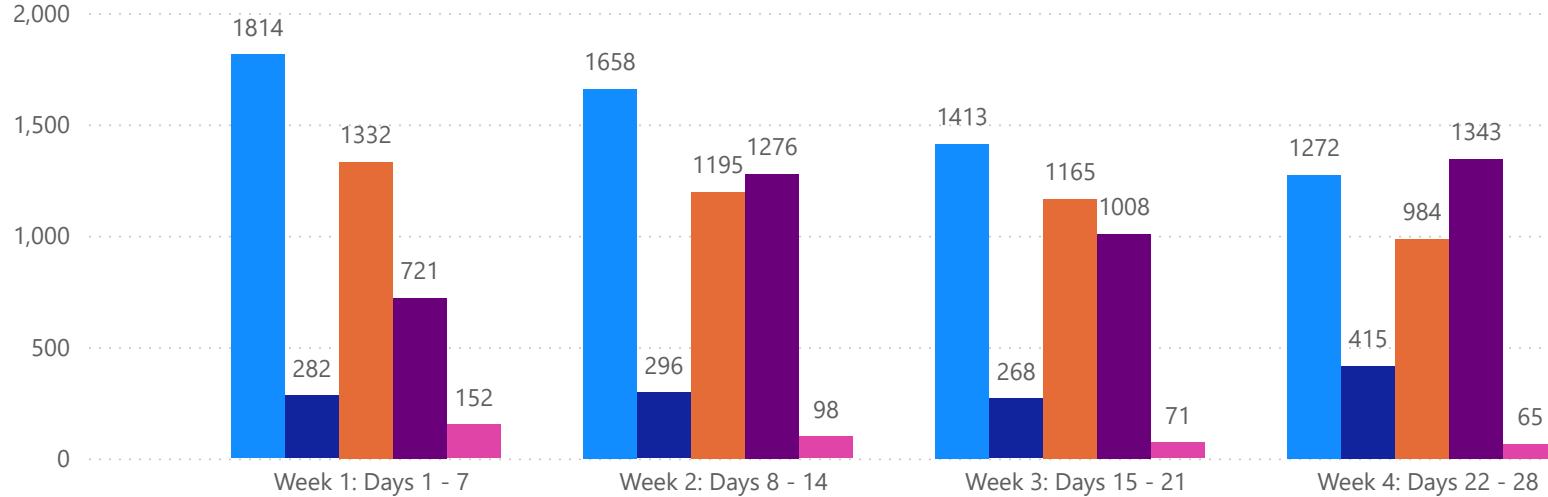
Compares the sold amount and volume in the last 7 days against the same timeframe in the prior year and days 8 - days 14.

4 WEEK REAL ESTATE MARKET REPORT

TAMPA BAY - SINGLE FAMILY HOME

6/25/2026

MLS Status ● Active ● Canceled ● Pending ● Sold ● Temporarily Off-Market



All data is current as of today, though some MLS statuses may have changed from prior days.

TOTALS

MLS Status	4 Week Total
Active	6157
Canceled	1261
Pending	4676
Sold	4348
Temporarily Off-Market	386

DAILY MARKET CHANGE

Category	Sum of Total
Back on the Market	22
New Listings	57
Price Decrease	108
Price Increase	8

*Back on Market can be from these sources - Pending, Temp Off Market, Cancelled and Expired Listing)

7 DAY SOLD COMPARISON

Closed Prior Year	Volume	Count	Closed Prior Year	Volume	Count
Thursday, June 25, 2026	\$73,121,283	108	Tuesday, June 24, 2025	\$87,603,270	160
Wednesday, June 24, 2026	\$92,797,929	145	Monday, June 23, 2025	\$131,716,740	226
Tuesday, June 23, 2026	\$96,737,322	171	Sunday, June 22, 2025	\$6,152,000	4
Monday, June 22, 2026	\$161,945,834	249	Saturday, June 21, 2025	\$2,474,600	7
Sunday, June 21, 2026	\$2,185,000	2	Friday, June 20, 2025	\$200,819,681	359
Saturday, June 20, 2026	\$1,539,999	4	Thursday, June 19, 2025	\$15,213,750	31
Friday, June 19, 2026	\$22,600,017	42	Wednesday, June 18, 2025	\$133,944,755	232
Total	\$450,927,384	721	Total	\$577,924,796	1019

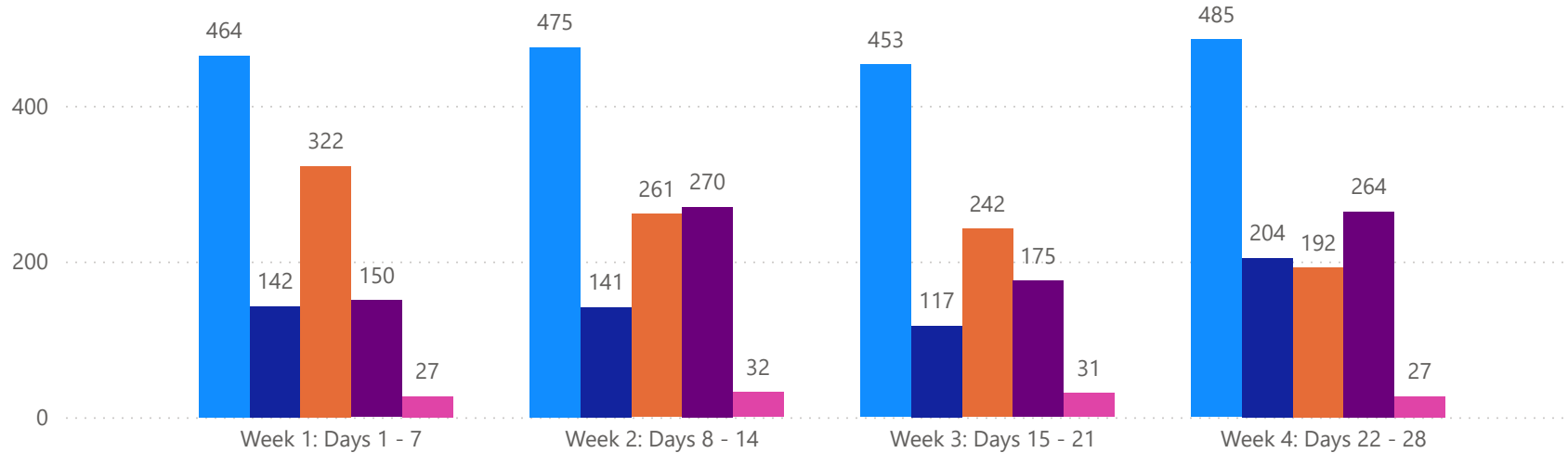


4 WEEK REAL ESTATE MARKET REPORT

TAMPA BAY - CONDO

6/25/2026

MLS Status ● Active ● Canceled ● Pending ● Sold ● Temporarily Off-Market



All data is current as of today, though some MLS statuses may have changed from prior days.

TOTALS

MLS Status	4 Week Total
Active	1877
Canceled	604
Pending	1017
Sold	859
Temporarily Off-Market	117

DAILY MARKET CHANGE

Category	Sum of Total
Back on the Market	3
New Listings	28
Price Decrease	40
Price Increase	1

*Back on Market can be from these sources - Pending, Temp Off Market, Cancelled and Expired Listing)

7 DAY SOLD COMPARISON

Closed Prior Year	Volume	Count	Closed Prior Year	Volume	Count
Thursday, June 25, 2026	\$13,179,900	25	Tuesday, June 24, 2025	\$7,419,900	25
Wednesday, June 24, 2026	\$11,831,894	33	Monday, June 23, 2025	\$12,600,750	32
Tuesday, June 23, 2026	\$18,801,023	29	Sunday, June 22, 2025	\$225,000	1
Monday, June 22, 2026	\$24,300,107	47	Saturday, June 21, 2025	\$131,000	1
Sunday, June 21, 2026	\$120,000	1	Friday, June 20, 2025	\$22,560,500	71
Saturday, June 20, 2026	\$563,000	2	Thursday, June 19, 2025	\$3,226,900	9
Friday, June 19, 2026	\$11,605,818	13	Wednesday, June 18, 2025	\$19,085,400	44
Total	\$80,401,742	150	Total	\$65,249,450	183

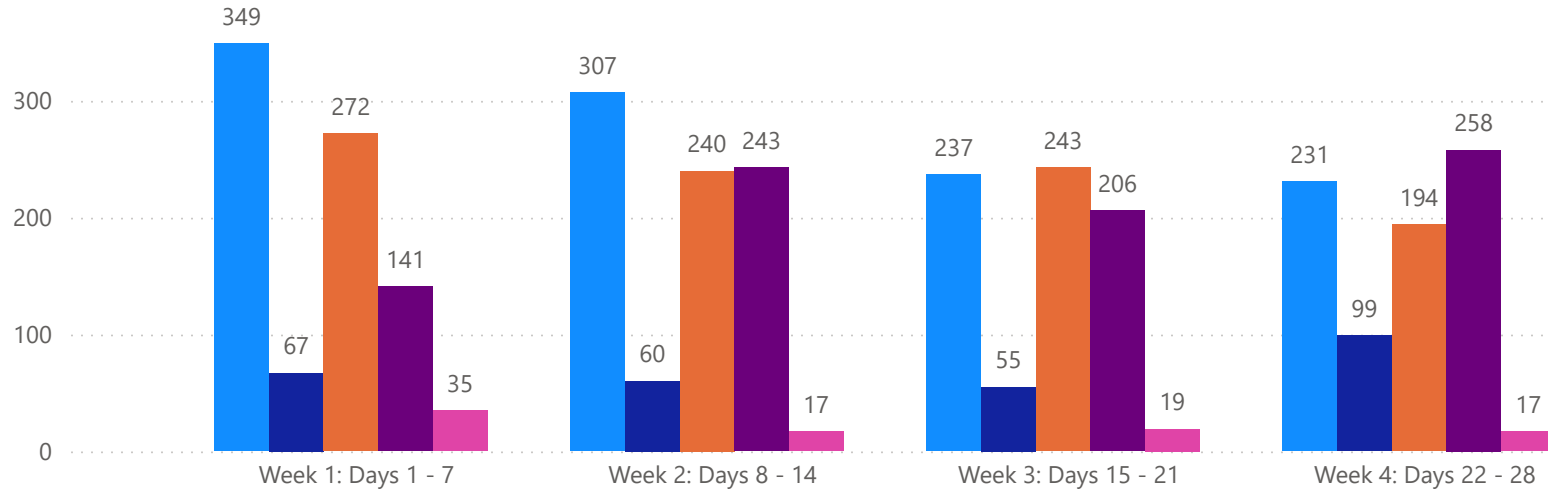


4 WEEK REAL ESTATE MARKET REPORT

PINELLAS COUNTY - SINGLE FAMILY HOME

6/25/2026

MLS Status ● Active ● Canceled ● Pending ● Sold ● Temporarily Off-Market



All data is current as of today, though some MLS statuses may have changed from prior days.

TOTALS

MLS Status	4 Week Total
Active	1124
Canceled	281
Pending	949
Sold	848
Temporarily Off-Market	88

DAILY MARKET CHANGE

Category	Sum of Pinellas
Back on the Market	6
New Listings	68
Price Decrease	69
Price Increase	3

*Back on Market can be from these sources - Pending, Temp Off Market, Cancelled and Expired Listing)

7 DAY SOLD COMPARISON

Closed Prior Year	Volume	Count
Thursday, June 25, 2026	\$19,691,800	29
Wednesday, June 24, 2026	\$18,131,700	28
Tuesday, June 23, 2026	\$19,993,000	40
Monday, June 22, 2026	\$30,166,280	39
Friday, June 19, 2026	\$2,021,000	5
Total	\$90,003,780	141

Closed Prior Year	Volume	Count
Tuesday, June 24, 2025	\$14,134,890	23
Monday, June 23, 2025	\$21,627,146	36
Sunday, June 22, 2025	\$4,495,000	1
Saturday, June 21, 2025	\$665,000	1
Friday, June 20, 2025	\$46,233,640	72
Thursday, June 19, 2025	\$2,052,500	5
Wednesday, June 18, 2025	\$33,748,500	51
Total	\$122,956,676	189

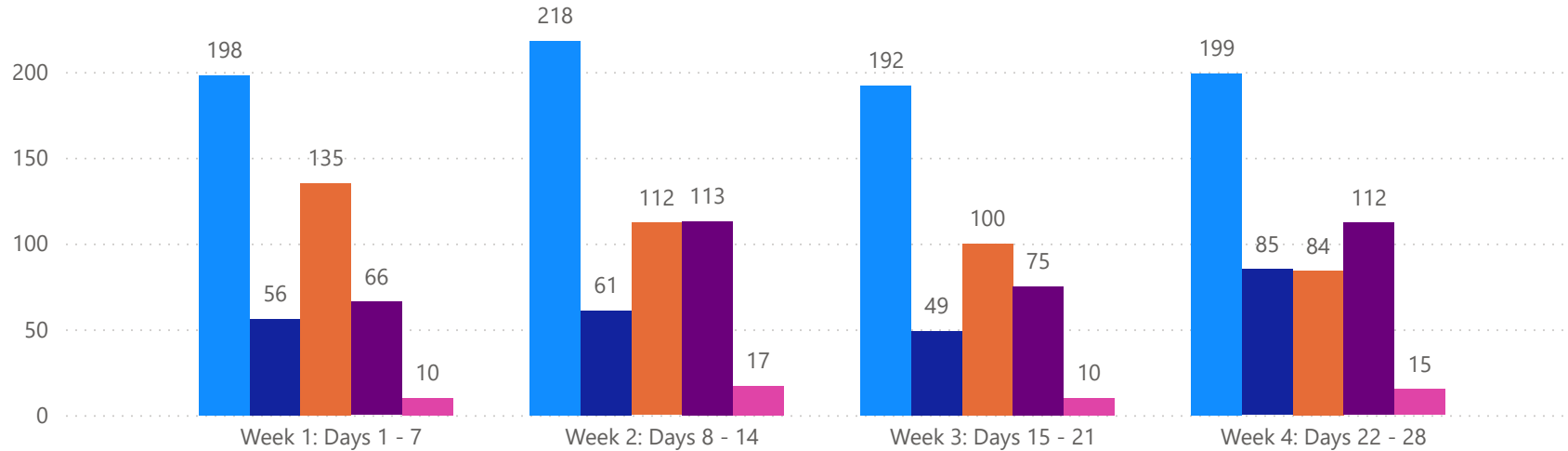


4 WEEK REAL ESTATE MARKET REPORT

PINELLAS COUNTY - CONDO

6/25/2026

MLS Status ● Active ● Canceled ● Pending ● Sold ● Temporarily Off-Market



All data is current as of today, though some MLS statuses may have changed from prior days.

TOTALS

MLS Status	4 Week Total
Active	807
Canceled	251
Pending	431
Sold	366
Temporarily Off-Market	52

DAILY MARKET CHANGE

Category	Sum of Pinellas
Back on the Market	4
New Listings	22
Price Decrease	50
Price Increase	4

*Back on Market can be from these sources - Pending, Temp Off Market, Cancelled and Expired Listing)

7 DAY SOLD COMPARISON

Closed Prior Year	Volume	Count	Closed Prior Year	Volume	Count
Thursday, June 25, 2026	\$5,548,000	9	Tuesday, June 24, 2025	\$2,938,500	9
Wednesday, June 24, 2026	\$2,934,900	15	Monday, June 23, 2025	\$5,116,350	12
Tuesday, June 23, 2026	\$8,588,250	14	Sunday, June 22, 2025	\$225,000	1
Monday, June 22, 2026	\$10,190,500	21	Saturday, June 21, 2025	\$131,000	1
Sunday, June 21, 2026	\$120,000	1	Friday, June 20, 2025	\$7,554,200	26
Saturday, June 20, 2026	\$328,000	1	Thursday, June 19, 2025	\$1,312,000	6
Friday, June 19, 2026	\$1,827,000	5	Wednesday, June 18, 2025	\$2,832,000	14
Total	\$29,536,650	66	Total	\$20,109,050	69

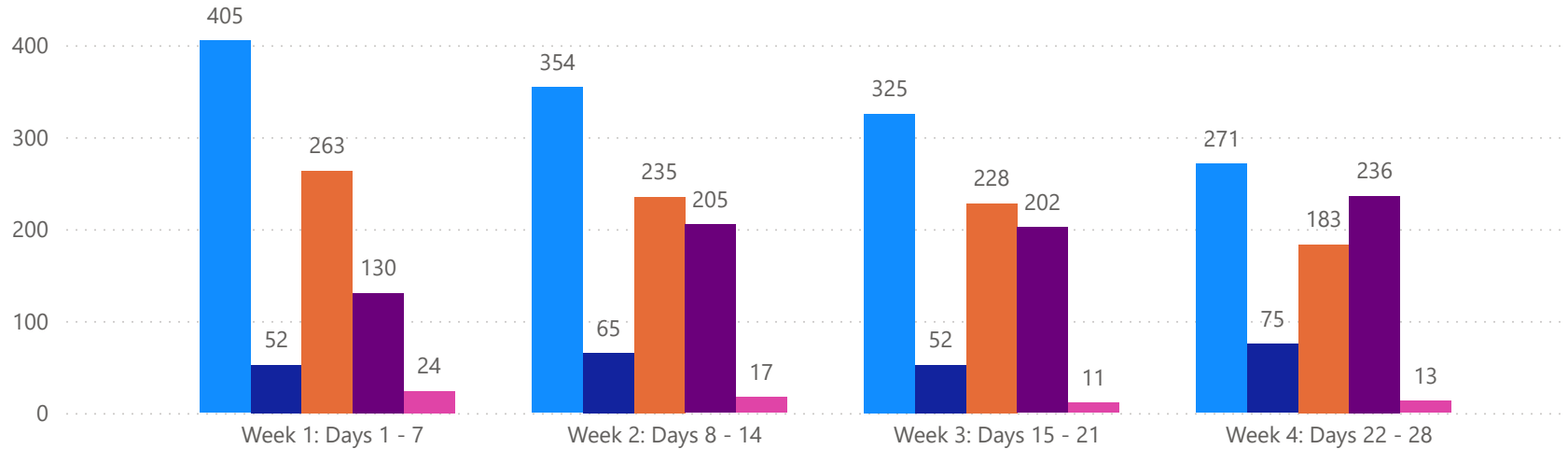


4 WEEK REAL ESTATE MARKET REPORT

PASCO COUNTY - SINGLE FAMILY HOME

6/25/2026

MLS Status ● Active ● Canceled ● Pending ● Sold ● Temporarily Off-Market



All data is current as of today, though some MLS statuses may have changed from prior days.

TOTALS

MLS Status	4 Week Total
Active	1355
Canceled	244
Pending	909
Sold	773
Temporarily Off-Market	65

DAILY MARKET CHANGE

Category	Sum of Pasco
Back on the Market	12
New Listings	51
Price Decrease	99
Price Increase	27

*Back on Market can be from these sources - Pending, Temp Off Market, Cancelled and Expired Listing)

7 DAY SOLD COMPARISON

Closed Prior Year	Volume	Count
Thursday, June 25, 2026	\$9,857,700	20
Wednesday, June 24, 2026	\$13,764,939	30
Tuesday, June 23, 2026	\$9,878,540	25
Monday, June 22, 2026	\$20,524,824	44
Friday, June 19, 2026	\$4,822,640	11
Total	\$58,848,643	130

Closed Prior Year	Volume	Count
Tuesday, June 24, 2025	\$13,332,175	36
Monday, June 23, 2025	\$27,184,241	62
Saturday, June 21, 2025	\$425,000	2
Friday, June 20, 2025	\$29,377,441	69
Thursday, June 19, 2025	\$2,602,430	6
Wednesday, June 18, 2025	\$15,268,890	38
Total	\$88,190,177	213

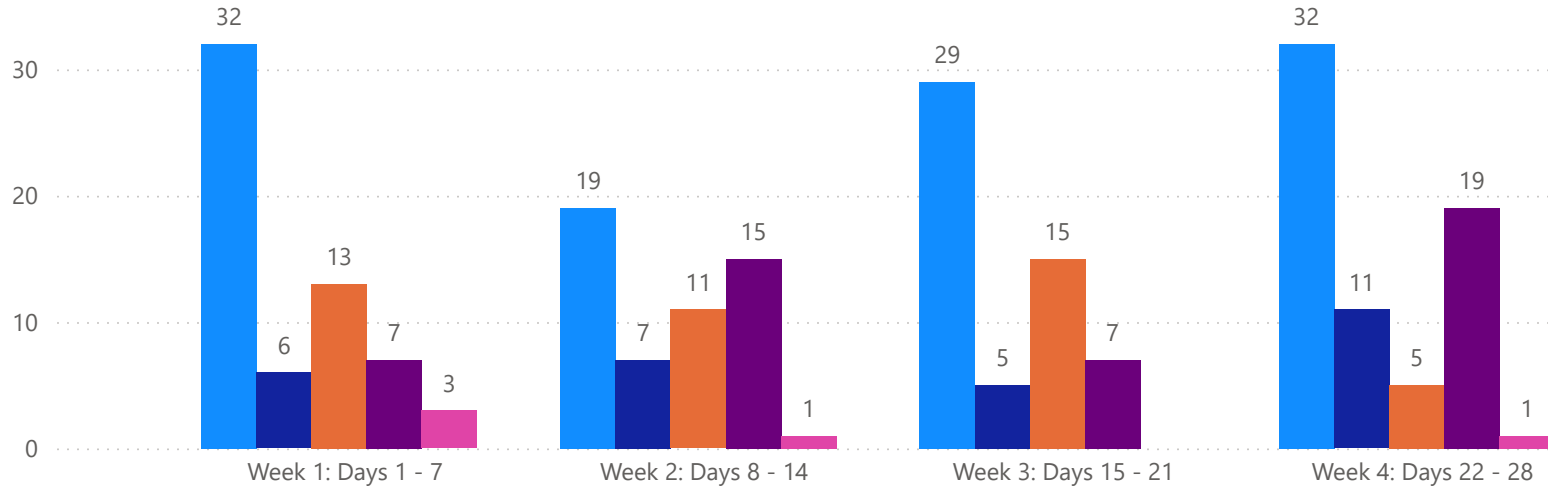


4 WEEK REAL ESTATE MARKET REPORT

PASCO COUNTY - CONDO

6/25/2026

MLSStatus ● Active ● Canceled ● Pending ● Sold ● Temporarily Off-Market



All data is current as of today, though some MLS statuses may have changed from prior days.

TOTALS

MLS Status	4 Week Total
Active	112
Canceled	29
Pending	44
Sold	48
Temporarily Off-Market	5

DAILY MARKET CHANGE

Category	Sum of Pasco
Back on the Market	1
New Listings	5
Price Decrease	6
Price Increase	0

*Back on Market can be from these sources - Pending, Temp Off Market, Cancelled and Expired Listing)

7 DAY SOLD COMPARISON

Closed Prior Year	Volume	Count
Thursday, June 25, 2026	\$130,000	1
Wednesday, June 24, 2026	\$358,000	2
Tuesday, June 23, 2026	\$498,500	2
Monday, June 22, 2026	\$360,000	2
Total	\$1,346,500	7

Closed Prior Year	Volume	Count
Tuesday, June 24, 2025	\$419,500	2
Monday, June 23, 2025	\$289,500	2
Friday, June 20, 2025	\$1,147,000	8
Wednesday, June 18, 2025	\$436,000	3
Total	\$2,292,000	15

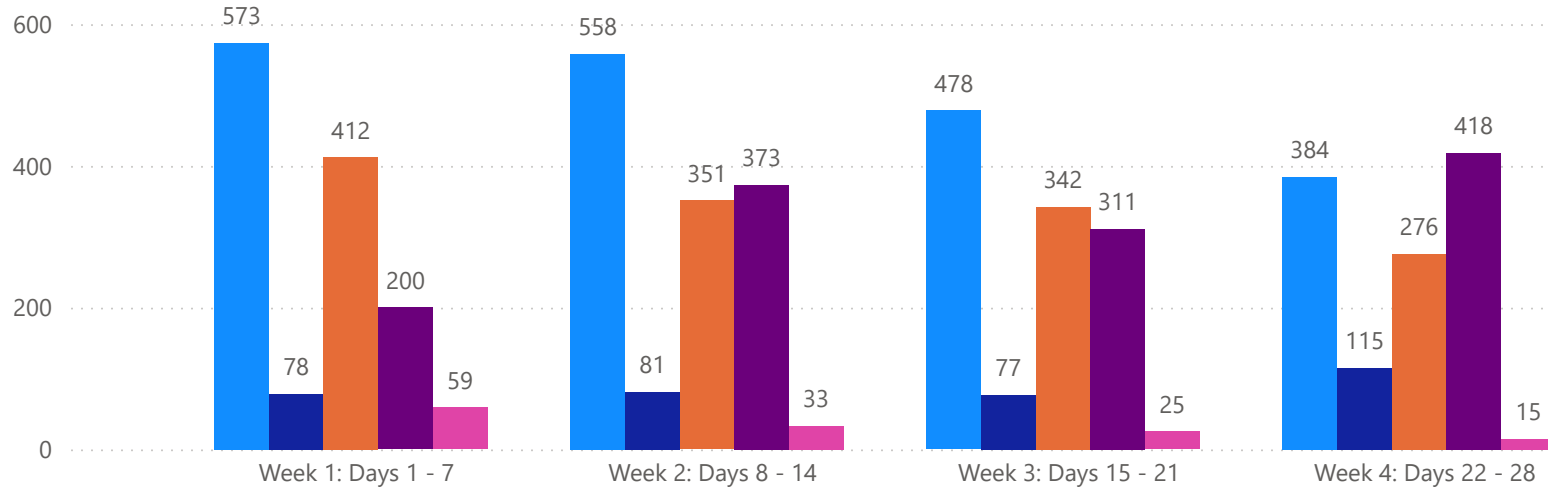


4 WEEK REAL ESTATE MARKET REPORT

HILLSBOROUGH COUNTY - SINGLE FAMILY HOME

6/25/2026

MLS Status ● Active ● Canceled ● Pending ● Sold ● Temporarily Off-Market



All data is current as of today, though some MLS statuses may have changed from prior days.

TOTALS

MLS Status	4 Week Total
Active	1993
Canceled	351
Pending	1381
Sold	1302
Temporarily Off-Market	132

DAILY MARKET CHANGE

Category	Sum of Hillsborough	*Back on Market can be from these sources - Pending, Temp Off Market, Cancelled and Expired Listing)
Back on the Market	14	
New Listings	96	
Price Decrease	112	
Price Increase	12	

7 DAY SOLD COMPARISON

Closed Prior Year	Volume	Count	Closed Prior Year	Volume	Count
Thursday, June 25, 2026	\$21,473,320	27	Tuesday, June 24, 2025	\$25,435,807	49
Wednesday, June 24, 2026	\$21,675,790	33	Monday, June 23, 2025	\$51,096,892	72
Tuesday, June 23, 2026	\$27,863,562	46	Saturday, June 21, 2025	\$714,700	2
Monday, June 22, 2026	\$55,731,608	79	Friday, June 20, 2025	\$64,684,002	115
Sunday, June 21, 2026	\$1,650,000	1	Thursday, June 19, 2025	\$3,019,890	6
Saturday, June 20, 2026	\$820,000	2	Wednesday, June 18, 2025	\$36,090,922	75
Friday, June 19, 2026	\$5,261,988	12	Total	\$181,042,213	319
Total	\$134,476,268	200			

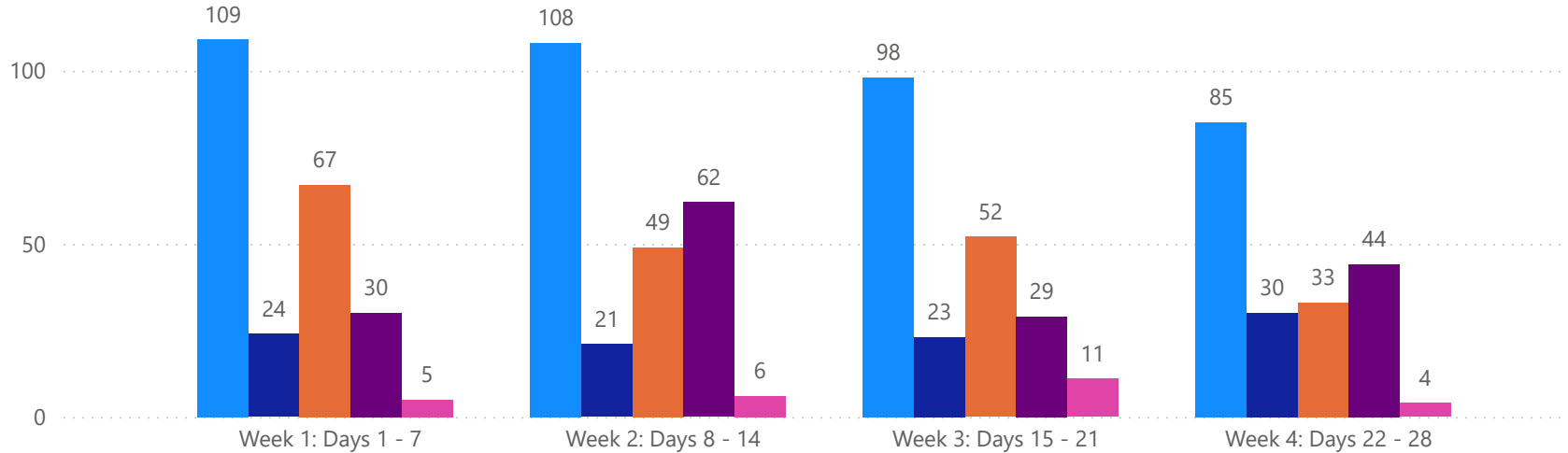


4 WEEK REAL ESTATE MARKET REPORT

HILLSBOROUGH COUNTY - CONDO

6/25/2026

MLS Status ● Active ● Canceled ● Pending ● Sold ● Temporarily Off-Market



All data is current as of today, though some MLS statuses may have changed from prior days.

TOTALS

MLS Status	4 Week Total
Active	400
Canceled	98
Pending	201
Sold	165
Temporarily Off-Market	26

DAILY MARKET CHANGE

Category	Sum of Hillsborough	*Back on Market can be from these sources - Pending, Temp Off Market, Canceled and Expired Listing)
Back on the Market	1	
New Listings	17	
Price Decrease	17	
Price Increase	1	

7 DAY SOLD COMPARISON

Closed Prior Year	Volume	Count	Closed Prior Year	Volume	Count
Thursday, June 25, 2026	\$978,000	5	Tuesday, June 24, 2025	\$1,799,900	7
Wednesday, June 24, 2026	\$4,235,704	7	Monday, June 23, 2025	\$1,526,000	6
Tuesday, June 23, 2026	\$4,856,773	4	Friday, June 20, 2025	\$3,744,400	14
Monday, June 22, 2026	\$6,802,207	8	Thursday, June 19, 2025	\$352,400	1
Saturday, June 20, 2026	\$235,000	1	Wednesday, June 18, 2025	\$3,512,400	10
Friday, June 19, 2026	\$8,512,818	5	Total	\$10,935,100	38
Total	\$25,620,502	30			

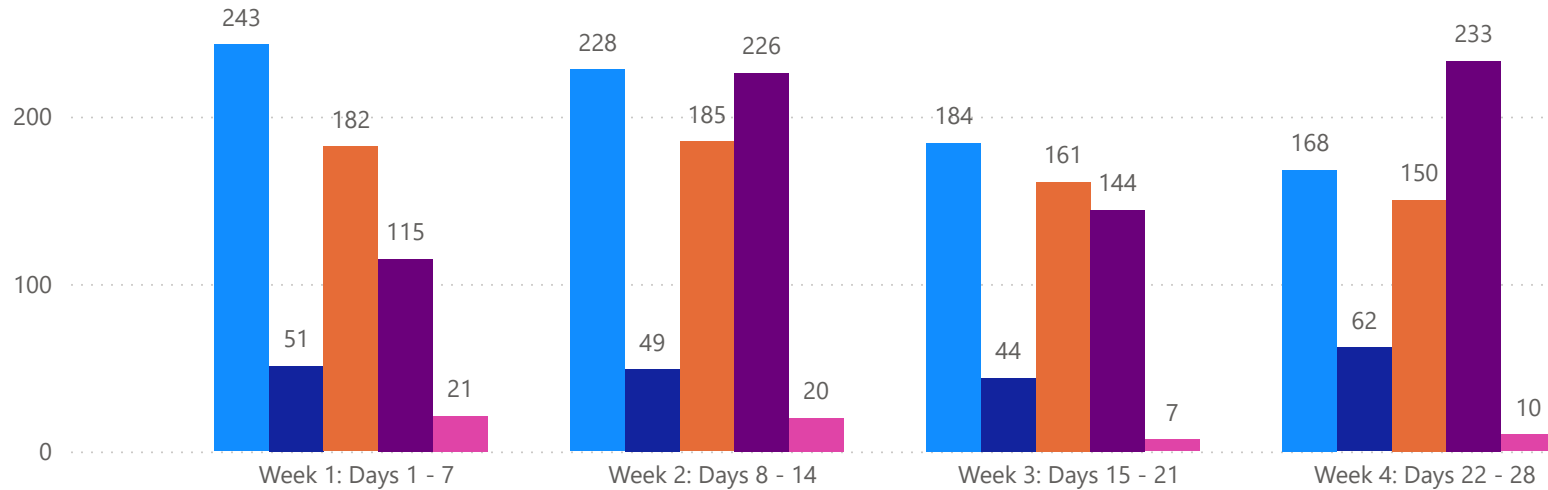


4 WEEK REAL ESTATE MARKET REPORT

SARASOTA COUNTY - SINGLE FAMILY HOME

6/25/2026

MLSStatus ● Active ● Canceled ● Pending ● Sold ● Temporarily Off-Market



All data is current as of today, though some MLS statuses may have changed from prior days.

TOTALS

MLS Status	4 Week Total
Active	823
Canceled	206
Pending	678
Sold	718
Temporarily Off-Market	58

DAILY MARKET CHANGE

Category	Sum of Sarasota
Back on the Market	8
New Listings	33
Price Decrease	63
Price Increase	2

*Back on Market can be from these sources - Pending, Temp Off Market, Cancelled and Expired Listing)

7 DAY SOLD COMPARISON

Closed Prior Year	Volume	Count
Thursday, June 25, 2026	\$7,016,350	14
Wednesday, June 24, 2026	\$21,335,663	27
Tuesday, June 23, 2026	\$15,704,900	29
Monday, June 22, 2026	\$21,758,840	35
Saturday, June 20, 2026	\$719,999	2
Friday, June 19, 2026	\$5,927,000	8
Total	\$72,462,752	115

Closed Prior Year	Volume	Count
Tuesday, June 24, 2025	\$17,710,559	27
Monday, June 23, 2025	\$18,815,290	32
Sunday, June 22, 2025	\$1,657,000	3
Saturday, June 21, 2025	\$240,000	1
Friday, June 20, 2025	\$35,014,844	50
Thursday, June 19, 2025	\$3,436,900	7
Wednesday, June 18, 2025	\$29,559,684	40
Total	\$106,434,277	160

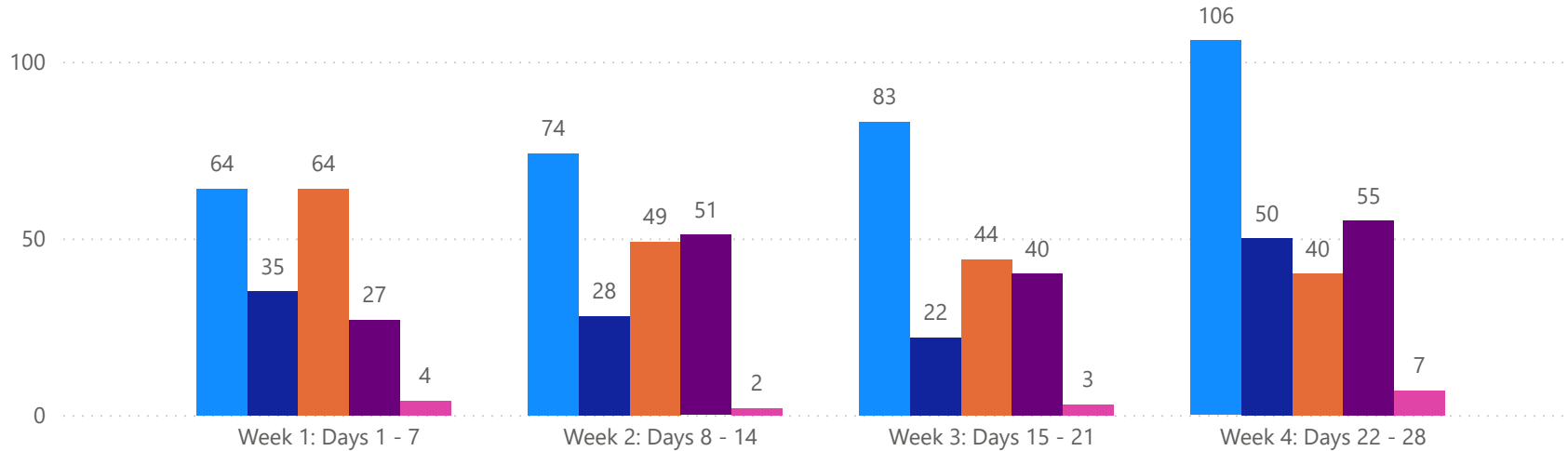


4 WEEK REAL ESTATE MARKET REPORT

SARASOTA COUNTY - CONDO

6/25/2026

MLS Status ● Active ● Canceled ● Pending ● Sold ● Temporarily Off-Market



All data is current as of today, though some MLS statuses may have changed from prior days.

TOTALS

MLS Status	4 Week Total
Active	327
Canceled	135
Pending	197
Sold	173
Temporarily Off-Market	16

DAILY MARKET CHANGE

Category	Sum of Sarasota
Back on the Market	1
New Listings	10
Price Decrease	18
Price Increase	1

*Back on Market can be from these sources - Pending, Temp Off Market, Cancelled and Expired Listing)

7 DAY SOLD COMPARISON

Closed Prior Year	Volume	Count
Thursday, June 25, 2026	\$4,484,900	5
Wednesday, June 24, 2026	\$2,791,000	5
Tuesday, June 23, 2026	\$3,805,000	5
Monday, June 22, 2026	\$6,202,000	11
Friday, June 19, 2026	\$900,000	1
Total	\$18,182,900	27

Closed Prior Year	Volume	Count
Tuesday, June 24, 2025	\$1,494,000	5
Monday, June 23, 2025	\$5,088,000	9
Friday, June 20, 2025	\$5,375,000	12
Wednesday, June 18, 2025	\$10,484,000	10
Total	\$22,441,000	36

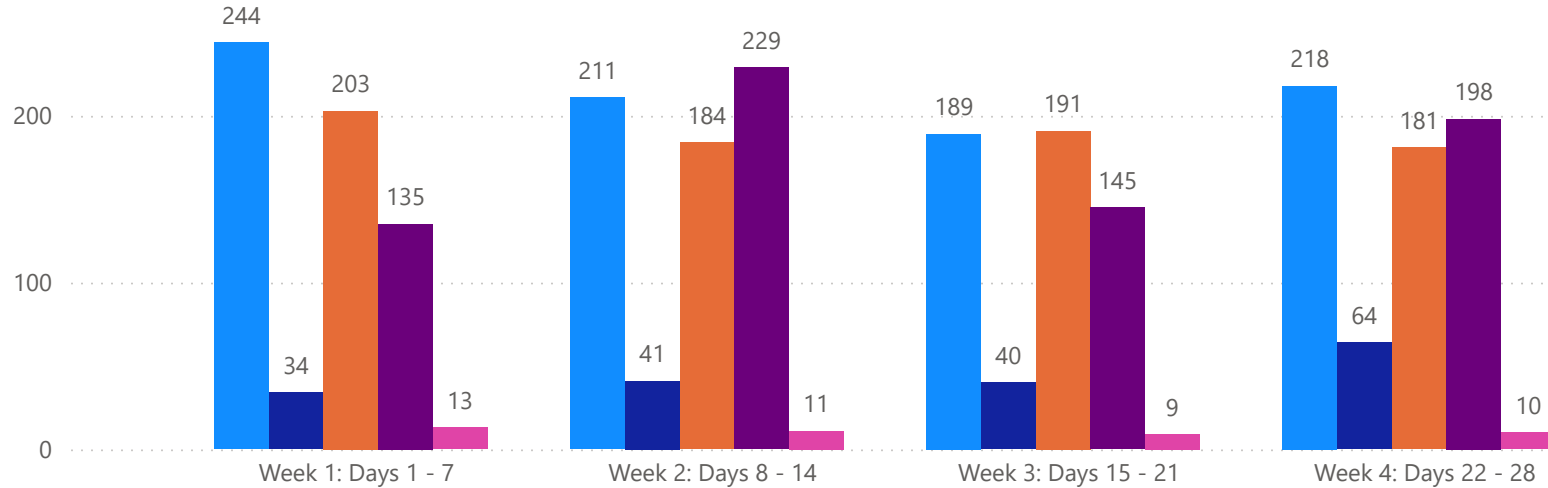


4 WEEK REAL ESTATE MARKET REPORT

MANATEE COUNTY - SINGLE FAMILY HOME

6/25/2026

MLS Status ● Active ● Canceled ● Pending ● Sold ● Temporarily Off-Market



All data is current as of today, though some MLS statuses may have changed from prior days.

TOTALS

MLS Status	4 Week Total
Active	862
Canceled	179
Pending	759
Sold	707
Temporarily Off-Market	43

DAILY MARKET CHANGE

Category	Sum of Manatee
Back on the Market	9
New Listings	54
Price Decrease	60
Price Increase	7

*Back on Market can be from these sources - Pending, Temp Off Market, Cancelled and Expired Listing)

7 DAY SOLD COMPARISON

Closed Prior Year	Volume	Count
Thursday, June 25, 2026	\$15,082,113	18
Wednesday, June 24, 2026	\$17,889,837	27
Tuesday, June 23, 2026	\$23,297,320	31
Monday, June 22, 2026	\$33,764,282	52
Sunday, June 21, 2026	\$535,000	1
Friday, June 19, 2026	\$4,567,389	6
Total	\$95,135,941	135

Closed Prior Year	Volume	Count
Tuesday, June 24, 2025	\$16,989,839	25
Monday, June 23, 2025	\$12,993,171	24
Saturday, June 21, 2025	\$429,900	1
Friday, June 20, 2025	\$25,509,754	53
Thursday, June 19, 2025	\$4,102,030	7
Wednesday, June 18, 2025	\$19,276,759	28
Total	\$79,301,453	138

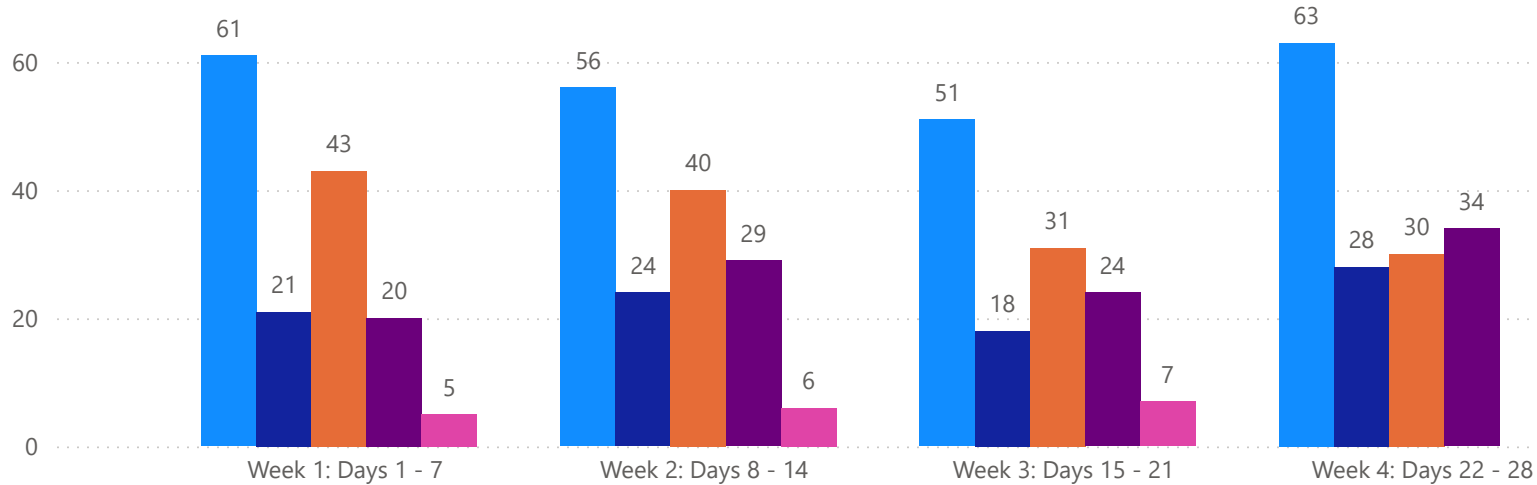


4 WEEK REAL ESTATE MARKET REPORT

MANATEE COUNTY - CONDO

6/25/2026

MLS Status ● Active ● Canceled ● Pending ● Sold ● Temporarily Off-Market



TOTALS

MLS Status	4 Week Total
Active	231
Canceled	91
Pending	144
Sold	107
Temporarily Off-Market	18

DAILY MARKET CHANGE

Category	Sum of Manatee
Back on the Market	1
New Listings	9
Price Decrease	11
Price Increase	0

*Back on Market can be from these sources - Pending, Temp Off Market, Cancelled and Expired Listing)

7 DAY SOLD COMPARISON

Closed Prior Year	Volume	Count
Thursday, June 25, 2026	\$2,039,000	5
Wednesday, June 24, 2026	\$1,512,290	4
Tuesday, June 23, 2026	\$1,052,500	4
Monday, June 22, 2026	\$745,400	5
Friday, June 19, 2026	\$366,000	2
Total	\$5,715,190	20

Closed Prior Year	Volume	Count
Tuesday, June 24, 2025	\$768,000	2
Monday, June 23, 2025	\$580,900	3
Friday, June 20, 2025	\$4,739,900	11
Thursday, June 19, 2025	\$1,562,500	2
Wednesday, June 18, 2025	\$1,821,000	7
Total	\$9,472,300	25

