



## 4 WEEK REAL ESTATE MARKET REPORT

Sunday, June 28, 2026

*As of: Monday, June 29, 2026*

- 1 Report Breakdown
- 2 Cumulative Tampa Bay Report - Single Family Home
- 3 Cumulative Tampa Bay Report - Condominium
- 4 Pinellas County - Single Family Home
- 5 Pinellas County - Condominium
- 6 Pasco County - Single Family Home
- 7 Pasco County - Condominium
- 8 Hillsborough County - Single Family Home
- 9 Hillsborough County - Condominium
- 10 Sarasota County - Single Family Home
- 11 Sarasota County - Condominium
- 12 Manatee County - Single Family Home
- 13 Manatee County - Condominium

# 4 WEEK REAL ESTATE MARKET REPORT

## REPORT BREAKDOWN

Sunday, June 28, 2026

as of: 6/29/2026

Day 1	Sunday, June 28, 2026
Day 2	Saturday, June 27, 2026
Day 3	Friday, June 26, 2026
Day 4	Thursday, June 25, 2026
Day 5	Wednesday, June 24, 2026
Day 6	Monday, June 29, 2026
Day 7	Sunday, June 28, 2026
Day 8	Saturday, June 27, 2026
Day 9	Friday, June 26, 2026
Day 10	Thursday, June 25, 2026
Day 11	Wednesday, June 24, 2026
Day 12	Tuesday, June 23, 2026
Day 13	Monday, June 22, 2026
Day 14	Sunday, June 21, 2026
Day 15	Saturday, June 20, 2026
Day 16	Friday, June 19, 2026
Day 17	Thursday, June 18, 2026
Day 18	Wednesday, June 17, 2026
Day 19	Tuesday, June 16, 2026
Day 20	Monday, June 15, 2026
Day 21	Sunday, June 14, 2026
Day 22	Saturday, June 13, 2026
Day 23	Friday, June 12, 2026
Day 24	Thursday, June 11, 2026
Day 25	Wednesday, June 10, 2026
Day 26	Tuesday, June 9, 2026
Day 27	Monday, June 8, 2026
Day 28	Sunday, June 7, 2026

### REPORT BREAKDOWN

#### GRAPH:

Active - Newly listed during the date range

Pending - Status changed to 'pending' during the date range

Sold - Closed during the date range

Canceled - Canceled during the date range

Temp off Market - Status changed to 'temp' off market' during the date range

The date ranges are not cumulative.

Day 1: Sunday, June 28, 2026

Day 28: Sunday, June 7, 2026

#### TOTALS:

4 Weeks: The summation of each date range (Day 1 - Day 28)

#### Market Changes

Day 1's New Listings, Price Increase, Price Decreases and Back on Market

Manatee County - Single Family Home

#### 7 Day Sold Comparison

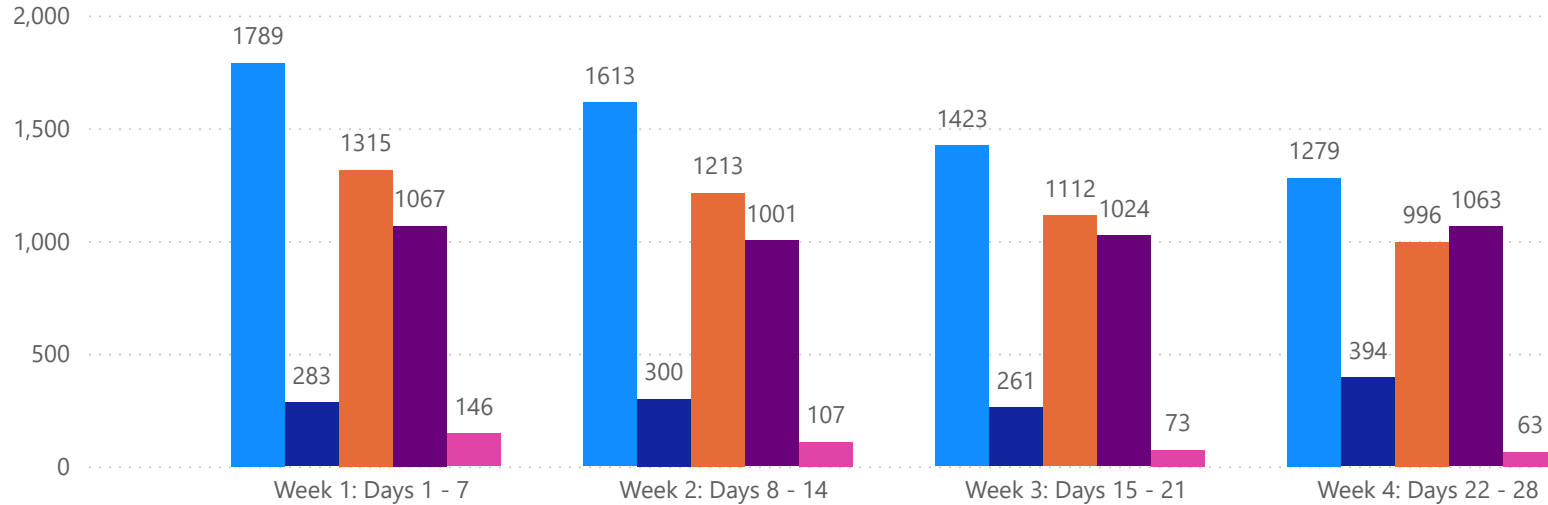
Compares the sold amount and volume in the last 7 days against the same timeframe in the prior year and days 8 - days 14.

# 4 WEEK REAL ESTATE MARKET REPORT

## TAMPA BAY - SINGLE FAMILY HOME

### 6/28/2026

**MLS Status** ● Active ● Canceled ● Pending ● Sold ● Temporarily Off-Market



All data is current as of today, though some MLS statuses may have changed from prior days.

### TOTALS

MLS Status	4 Week Total
Active	6104
Canceled	1238
Pending	4636
Sold	4155
Temporarily Off-Market	389

### DAILY MARKET CHANGE

Category	Sum of Total
Back on the Market	22
New Listings	57
Price Decrease	108
Price Increase	8

\*Back on Market can be from these sources - Pending, Temp Off Market, Cancelled and Expired Listing)

### 7 DAY SOLD COMPARISON

Closed Prior Year	Volume	Count	Closed Prior Year	Volume	Count
Sunday, June 28, 2026	\$6,544,540	8	Friday, June 27, 2025	\$230,675,522	438
Saturday, June 27, 2026	\$714,990	2	Thursday, June 26, 2025	\$117,062,578	226
Friday, June 26, 2026	\$162,285,431	250	Wednesday, June 25, 2025	\$83,095,699	162
Thursday, June 25, 2026	\$120,163,403	190	Tuesday, June 24, 2025	\$87,603,270	160
Wednesday, June 24, 2026	\$109,070,846	181	Monday, June 23, 2025	\$131,716,740	226
Tuesday, June 23, 2026	\$101,156,130	179	Sunday, June 22, 2025	\$6,152,000	4
Monday, June 22, 2026	\$168,858,301	257	Saturday, June 21, 2025	\$2,474,600	7
<b>Total</b>	<b>\$668,793,641</b>	<b>1067</b>	<b>Total</b>	<b>\$658,780,409</b>	<b>1223</b>

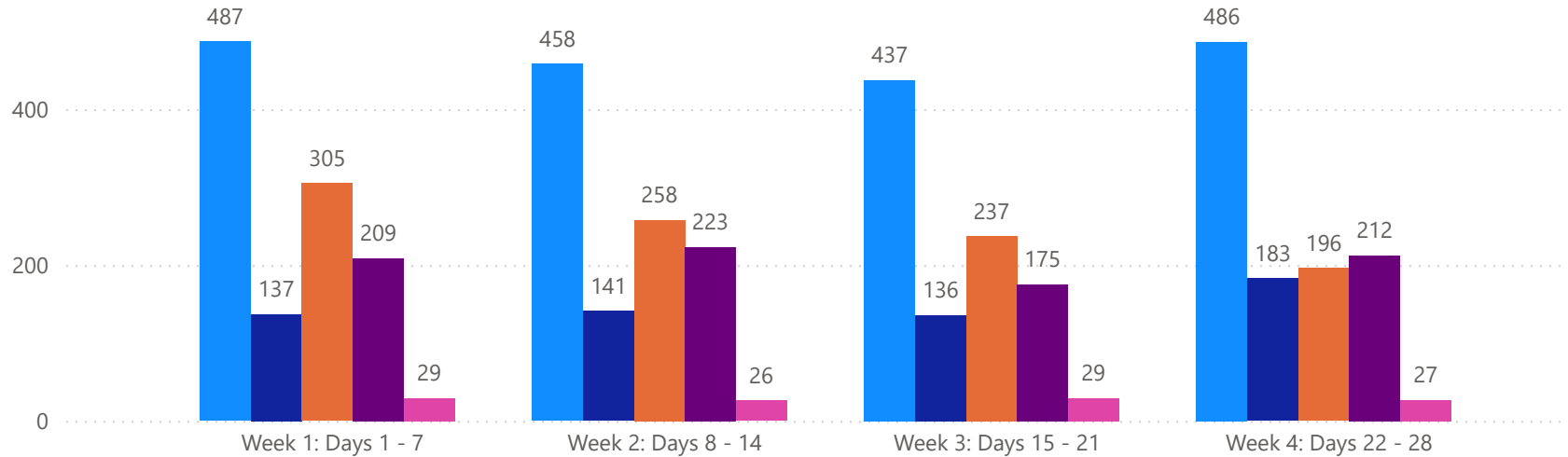


# 4 WEEK REAL ESTATE MARKET REPORT

## TAMPA BAY - CONDO

### 6/28/2026

MLS Status ● Active ● Canceled ● Pending ● Sold ● Temporarily Off-Market



All data is current as of today, though some MLS statuses may have changed from prior days.

### TOTALS


MLS Status	4 Week Total
Active	1868
Canceled	597
Pending	996
Sold	819
Temporarily Off-Market	111

### DAILY MARKET CHANGE

Category	Sum of Total	
Back on the Market	3	*Back on Market can be from these sources - Pending, Temp Off Market, Cancelled and Expired Listing)
New Listings	28	
Price Decrease	40	
Price Increase	1	

### 7 DAY SOLD COMPARISON

Closed Prior Year	Volume	Count	Closed Prior Year	Volume	Count
Sunday, June 28, 2026	\$345,000	1	Friday, June 27, 2025	\$41,472,000	76
Friday, June 26, 2026	\$34,213,375	53	Thursday, June 26, 2025	\$12,253,838	38
Thursday, June 25, 2026	\$19,505,900	38	Wednesday, June 25, 2025	\$14,953,400	35
Wednesday, June 24, 2026	\$12,898,244	38	Tuesday, June 24, 2025	\$7,419,900	25
Tuesday, June 23, 2026	\$18,961,023	30	Monday, June 23, 2025	\$12,600,750	32
Monday, June 22, 2026	\$28,545,107	49	Sunday, June 22, 2025	\$225,000	1
<b>Total</b>	<b>\$114,468,649</b>	<b>209</b>	Saturday, June 21, 2025	\$131,000	1
			<b>Total</b>	<b>\$89,055,888</b>	<b>208</b>

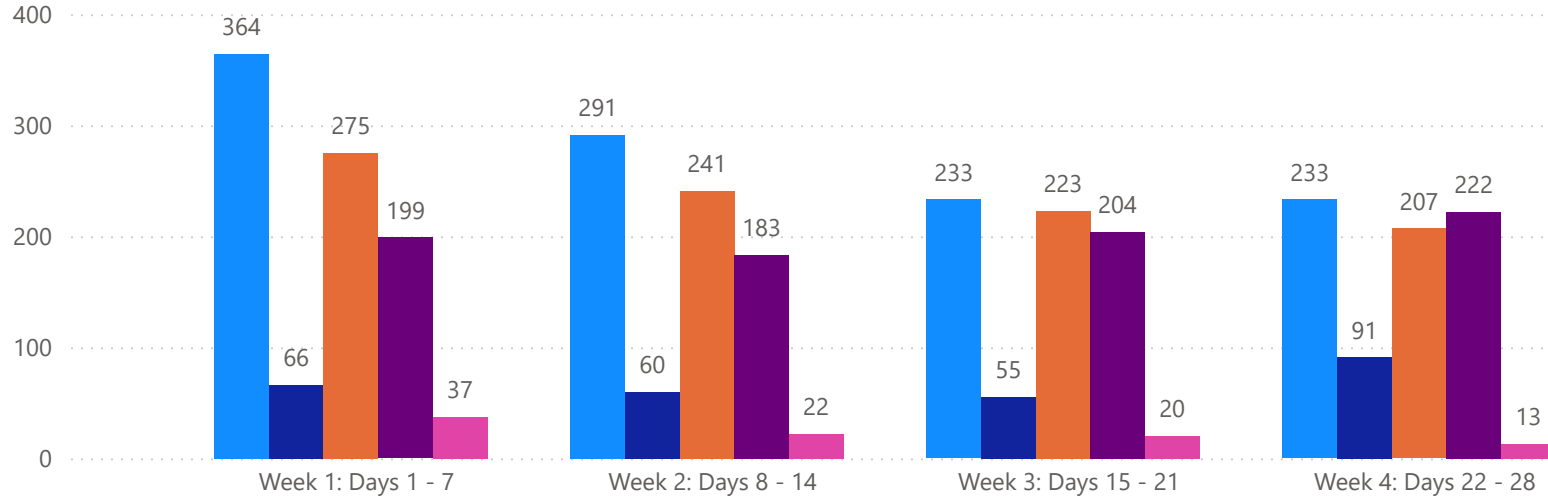


# 4 WEEK REAL ESTATE MARKET REPORT

## PINELLAS COUNTY - SINGLE FAMILY HOME

### 6/28/2026

MLS Status ● Active ● Canceled ● Pending ● Sold ● Temporarily Off-Market



All data is current as of today, though some MLS statuses may have changed from prior days.

### TOTALS

MLS Status	4 Week Total
Active	1121
Canceled	272
Pending	946
Sold	808
Temporarily Off-Market	92

### DAILY MARKET CHANGE

Category	Sum of Pinellas
Back on the Market	2
New Listings	10
Price Decrease	23
Price Increase	0

\*Back on Market can be from these sources - Pending, Temp Off Market, Cancelled and Expired Listing)

### 7 DAY SOLD COMPARISON

Closed Prior Year	Volume	Count	Closed Prior Year	Volume	Count
Saturday, June 27, 2026	\$714,990	2	Friday, June 27, 2025	\$40,756,338	77
Friday, June 26, 2026	\$33,759,299	51	Thursday, June 26, 2025	\$22,123,412	40
Thursday, June 25, 2026	\$23,743,800	36	Wednesday, June 25, 2025	\$12,774,400	26
Wednesday, June 24, 2026	\$19,236,700	30	Tuesday, June 24, 2025	\$14,134,890	23
Tuesday, June 23, 2026	\$20,242,900	41	Monday, June 23, 2025	\$21,627,146	36
Monday, June 22, 2026	\$30,166,280	39	Sunday, June 22, 2025	\$4,495,000	1
<b>Total</b>	<b>\$127,863,969</b>	<b>199</b>	Saturday, June 21, 2025	\$665,000	1
			<b>Total</b>	<b>\$116,576,186</b>	<b>204</b>

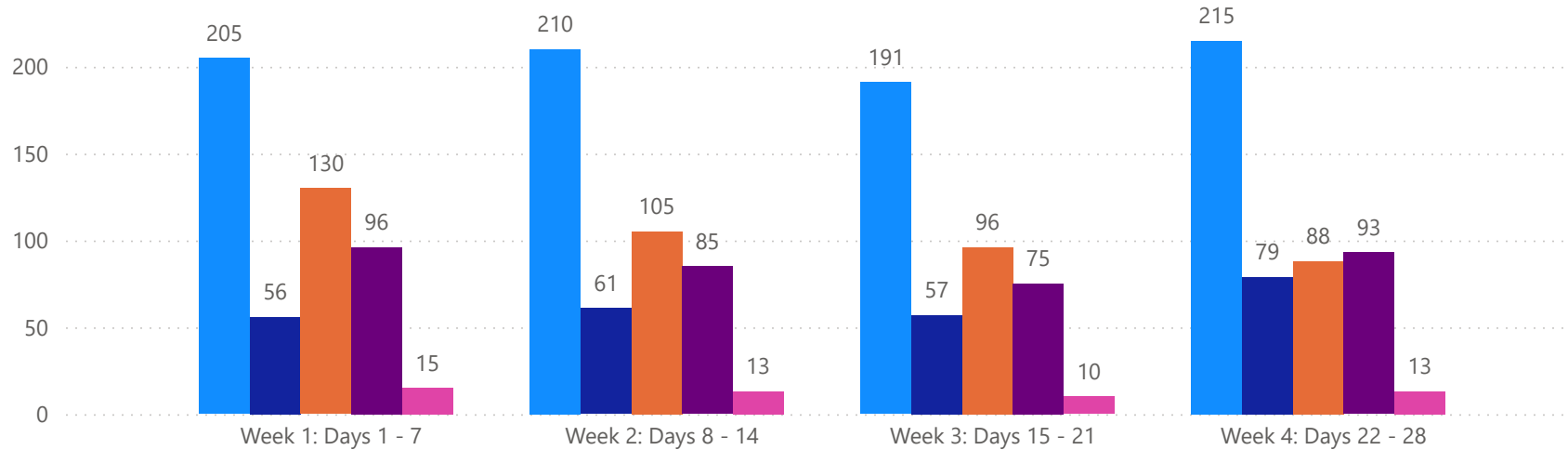


# 4 WEEK REAL ESTATE MARKET REPORT

## PINELLAS COUNTY - CONDO

### 6/28/2026

MLS Status ● Active ● Canceled ● Pending ● Sold ● Temporarily Off-Market



All data is current as of today, though some MLS statuses may have changed from prior days.

### TOTALS

MLS Status	4 Week Total
Active	821
Canceled	253
Pending	419
Sold	349
Temporarily Off-Market	51

### DAILY MARKET CHANGE

Category	Sum of Pinellas
Back on the Market	0
New Listings	4
Price Decrease	12
Price Increase	1

\*Back on Market can be from these sources - Pending, Temp Off Market, Cancelled and Expired Listing)

### 7 DAY SOLD COMPARISON

Closed Prior Year	Volume	Count
Sunday, June 28, 2026	\$345,000	1
Friday, June 26, 2026	\$15,580,500	25
Thursday, June 25, 2026	\$9,931,000	16
Wednesday, June 24, 2026	\$3,117,400	17
Tuesday, June 23, 2026	\$8,748,250	15
Monday, June 22, 2026	\$11,440,500	22
<b>Total</b>	<b>\$49,162,650</b>	<b>96</b>

Closed Prior Year	Volume	Count
Friday, June 27, 2025	\$11,552,800	34
Thursday, June 26, 2025	\$5,814,150	17
Wednesday, June 25, 2025	\$3,022,000	12
Tuesday, June 24, 2025	\$2,938,500	9
Monday, June 23, 2025	\$5,116,350	12
Sunday, June 22, 2025	\$225,000	1
Saturday, June 21, 2025	\$131,000	1
<b>Total</b>	<b>\$28,799,800</b>	<b>86</b>

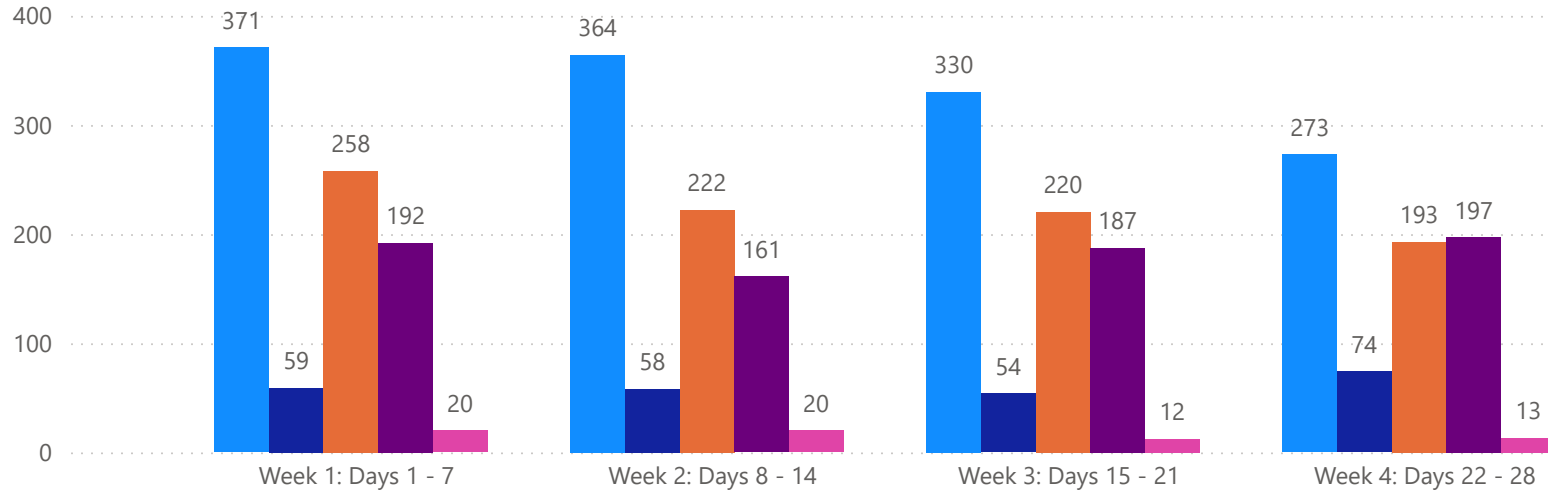


# 4 WEEK REAL ESTATE MARKET REPORT

## PASCO COUNTY - SINGLE FAMILY HOME

### 6/28/2026

MLS Status ● Active ● Canceled ● Pending ● Sold ● Temporarily Off-Market



All data is current as of today, though some MLS statuses may have changed from prior days.

### TOTALS

MLS Status	4 Week Total
Active	1338
Canceled	245
Pending	893
Sold	737
Temporarily Off-Market	65

### DAILY MARKET CHANGE

Category	Sum of Pasco
Back on the Market	3
New Listings	8
Price Decrease	37
Price Increase	2

\*Back on Market can be from these sources - Pending, Temp Off Market, Cancelled and Expired Listing)

### 7 DAY SOLD COMPARISON

Closed Prior Year	Volume	Count
Sunday, June 28, 2026	\$1,606,014	2
Friday, June 26, 2026	\$20,741,229	47
Thursday, June 25, 2026	\$17,077,459	35
Wednesday, June 24, 2026	\$17,051,780	37
Tuesday, June 23, 2026	\$10,148,540	26
Monday, June 22, 2026	\$20,832,814	45
<b>Total</b>	<b>\$87,457,836</b>	<b>192</b>

Closed Prior Year	Volume	Count
Friday, June 27, 2025	\$38,474,946	96
Thursday, June 26, 2025	\$22,336,717	53
Wednesday, June 25, 2025	\$19,340,880	39
Tuesday, June 24, 2025	\$13,332,175	36
Monday, June 23, 2025	\$27,184,241	62
Saturday, June 21, 2025	\$425,000	2
<b>Total</b>	<b>\$121,093,959</b>	<b>288</b>

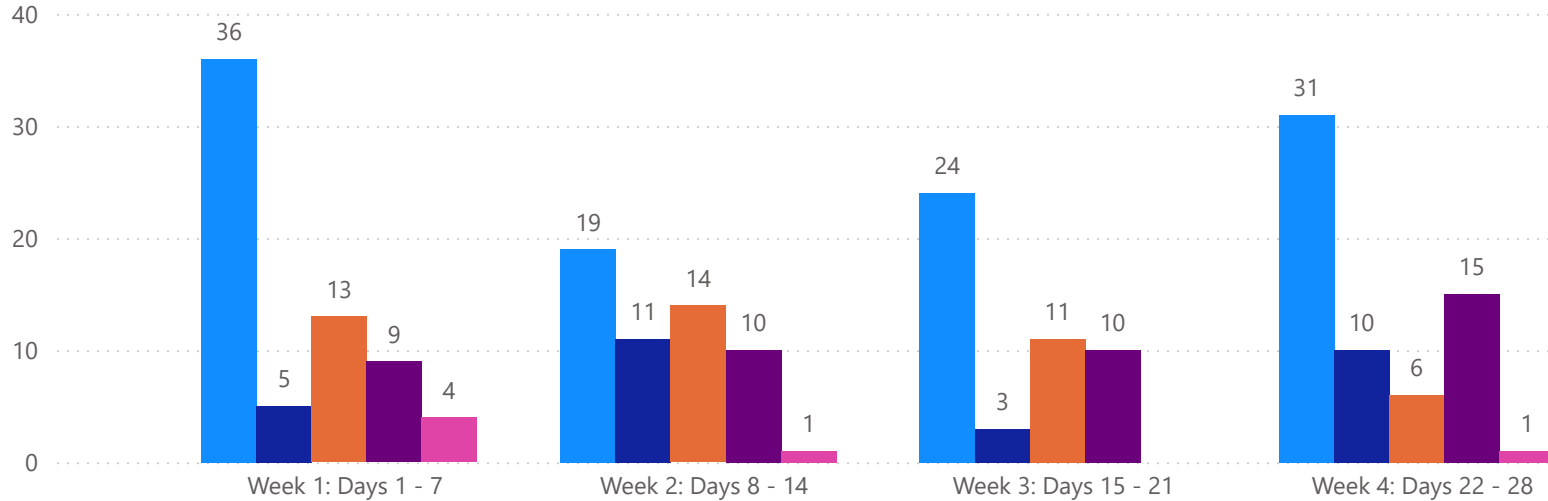


# 4 WEEK REAL ESTATE MARKET REPORT

## PASCO COUNTY - CONDO

### 6/28/2026

**MLSStatus** ● Active ● Canceled ● Pending ● Sold ● Temporarily Off-Market



All data is current as of today, though some MLS statuses may have changed from prior days.

### TOTALS

MLS Status	4 Week Total
Active	110
Canceled	29
Pending	44
Sold	44
Temporarily Off-Market	6

### DAILY MARKET CHANGE

Category	Sum of Pasco
Back on the Market	1
New Listings	0
Price Decrease	2
Price Increase	0

\*Back on Market can be from these sources - Pending, Temp Off Market, Cancelled and Expired Listing)

### 7 DAY SOLD COMPARISON

Closed Prior Year	Volume	Count	Closed Prior Year	Volume	Count
Friday, June 26, 2026	\$282,000	2	Friday, June 27, 2025	\$683,000	5
Thursday, June 25, 2026	\$130,000	1	Thursday, June 26, 2025	\$225,000	1
Wednesday, June 24, 2026	\$358,000	2	Wednesday, June 25, 2025	\$979,500	4
Tuesday, June 23, 2026	\$498,500	2	Tuesday, June 24, 2025	\$419,500	2
Monday, June 22, 2026	\$360,000	2	Monday, June 23, 2025	\$289,500	2
<b>Total</b>	<b>\$1,628,500</b>	<b>9</b>	<b>Total</b>	<b>\$2,596,500</b>	<b>14</b>

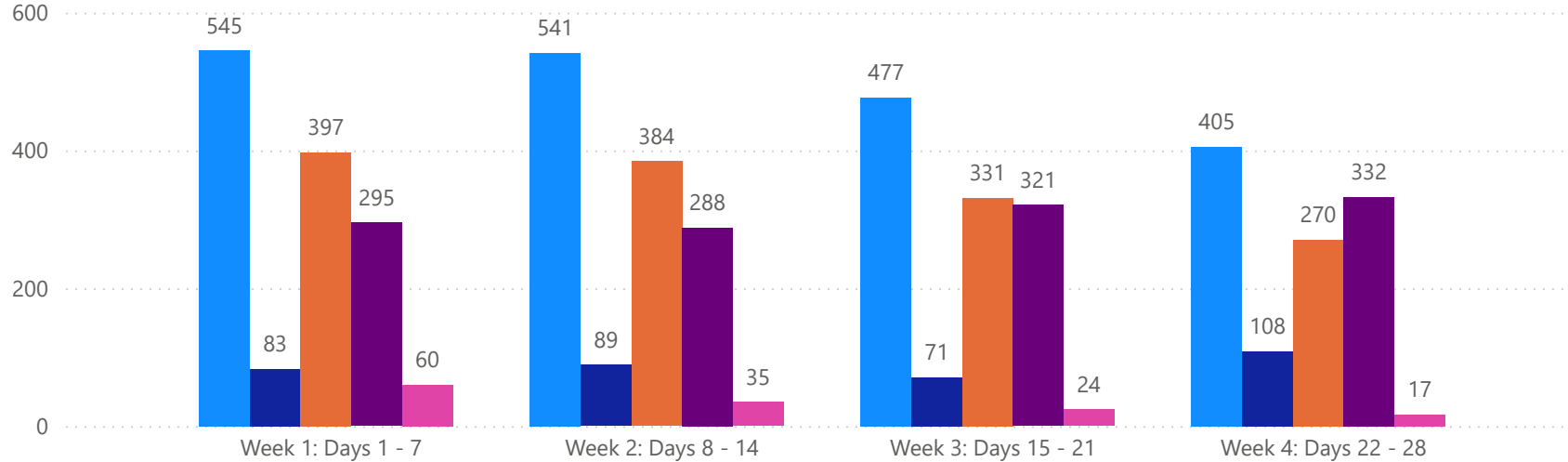


# 4 WEEK REAL ESTATE MARKET REPORT

## HILLSBOROUGH COUNTY - SINGLE FAMILY HOME

### 6/28/2026

MLS Status ● Active ● Canceled ● Pending ● Sold ● Temporarily Off-Market



All data is current as of today, though some MLS statuses may have changed from prior days.

### TOTALS

MLS Status	4 Week Total
Active	1968
Canceled	351
Pending	1382
Sold	1236
Temporarily Off-Market	136

### DAILY MARKET CHANGE

Category	Sum of Hillsborough	*Back on Market can be from these sources - Pending, Temp Off Market, Cancelled and Expired Listing)
Back on the Market	6	
New Listings	10	
Price Decrease	30	
Price Increase	1	

### 7 DAY SOLD COMPARISON

Closed Prior Year	Volume	Count	Closed Prior Year	Volume	Count
Sunday, June 28, 2026	\$1,677,052	2	Friday, June 27, 2025	\$77,232,450	135
Friday, June 26, 2026	\$49,556,071	72	Thursday, June 26, 2025	\$37,345,369	63
Thursday, June 25, 2026	\$36,415,370	53	Wednesday, June 25, 2025	\$23,478,907	45
Wednesday, June 24, 2026	\$23,290,790	37	Tuesday, June 24, 2025	\$25,435,807	49
Tuesday, June 23, 2026	\$29,178,562	49	Monday, June 23, 2025	\$51,096,892	72
Monday, June 22, 2026	\$57,863,608	82	Saturday, June 21, 2025	\$714,700	2
<b>Total</b>	<b>\$197,981,453</b>	<b>295</b>	<b>Total</b>	<b>\$215,304,125</b>	<b>366</b>

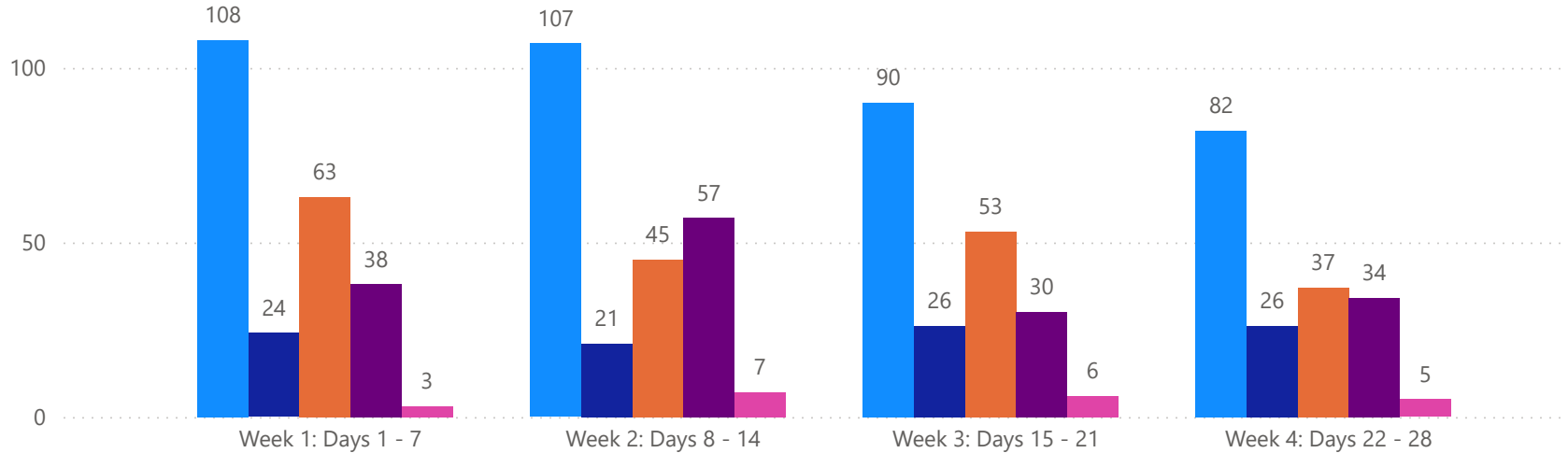


# 4 WEEK REAL ESTATE MARKET REPORT

## HILLSBOROUGH COUNTY - CONDO

6/28/2026

MLS Status ● Active ● Canceled ● Pending ● Sold ● Temporarily Off-Market



All data is current as of today, though some MLS statuses may have changed from prior days.

### TOTALS

MLS Status	4 Week Total
Active	387
Canceled	97
Pending	198
Sold	159
Temporarily Off-Market	21

### DAILY MARKET CHANGE

Category	Sum of Hillsborough	*Back on Market can be from these sources - Pending, Temp Off Market, Canceled and Expired Listing)
Back on the Market	3	
New Listings	3	
Price Decrease	2	
Price Increase	0	

### 7 DAY SOLD COMPARISON

Closed Prior Year	Volume	Count	Closed Prior Year	Volume	Count
Friday, June 26, 2026	\$5,686,876	10	Friday, June 27, 2025	\$5,344,250	10
Thursday, June 25, 2026	\$1,374,000	8	Thursday, June 26, 2025	\$1,913,690	7
Wednesday, June 24, 2026	\$4,333,554	8	Wednesday, June 25, 2025	\$989,000	3
Tuesday, June 23, 2026	\$4,856,773	4	Tuesday, June 24, 2025	\$1,799,900	7
Monday, June 22, 2026	\$6,802,207	8	Monday, June 23, 2025	\$1,526,000	6
<b>Total</b>	<b>\$23,053,410</b>	<b>38</b>	<b>Total</b>	<b>\$11,572,840</b>	<b>33</b>

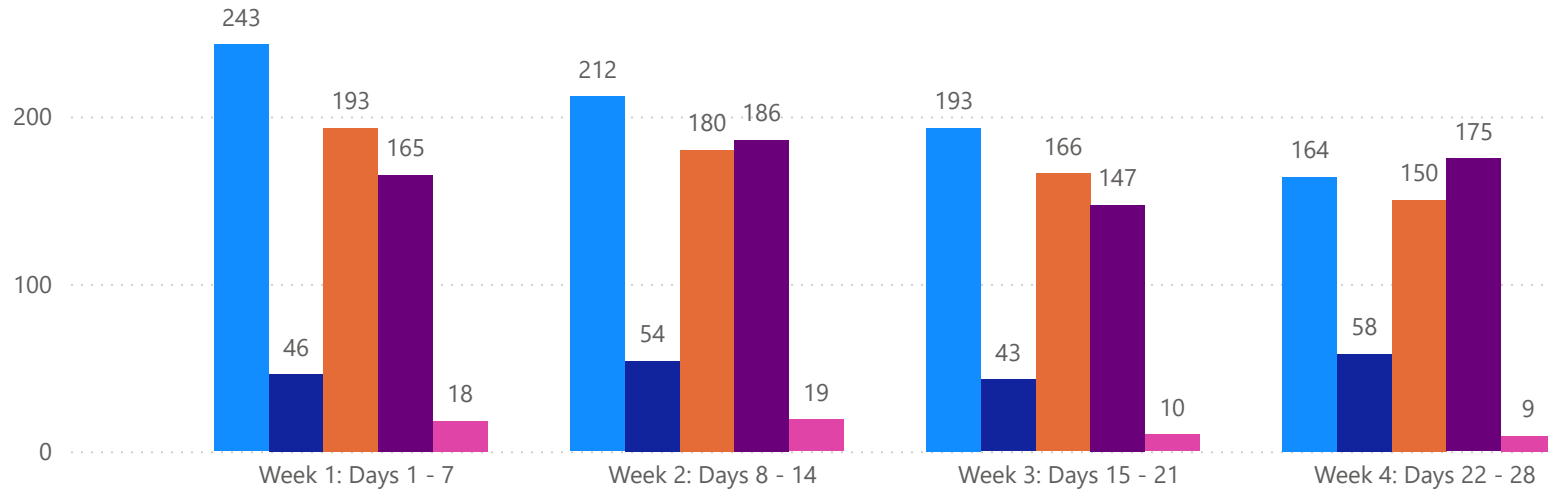


# 4 WEEK REAL ESTATE MARKET REPORT

## SARASOTA COUNTY - SINGLE FAMILY HOME

### 6/28/2026

**MLS Status** ● Active ● Canceled ● Pending ● Sold ● Temporarily Off-Market



All data is current as of today, though some MLS statuses may have changed from prior days.

### TOTALS

MLS Status	4 Week Total
Active	812
Canceled	201
Pending	689
Sold	673
Temporarily Off-Market	56

### DAILY MARKET CHANGE

Category	Sum of Sarasota
Back on the Market	3
New Listings	11
Price Decrease	15
Price Increase	0

\*Back on Market can be from these sources - Pending, Temp Off Market, Cancelled and Expired Listing)

### 7 DAY SOLD COMPARISON

Closed Prior Year	Volume	Count	Closed Prior Year	Volume	Count
Friday, June 26, 2026	\$28,971,382	35	Friday, June 27, 2025	\$36,380,456	56
Thursday, June 25, 2026	\$16,651,748	26	Thursday, June 26, 2025	\$15,412,954	29
Wednesday, June 24, 2026	\$25,428,663	36	Wednesday, June 25, 2025	\$12,874,612	20
Tuesday, June 23, 2026	\$17,923,808	31	Tuesday, June 24, 2025	\$17,710,559	27
Monday, June 22, 2026	\$24,787,955	37	Monday, June 23, 2025	\$18,815,290	32
<b>Total</b>	<b>\$113,763,556</b>	<b>165</b>	Sunday, June 22, 2025	\$1,657,000	3
			Saturday, June 21, 2025	\$240,000	1
			<b>Total</b>	<b>\$103,090,871</b>	<b>168</b>

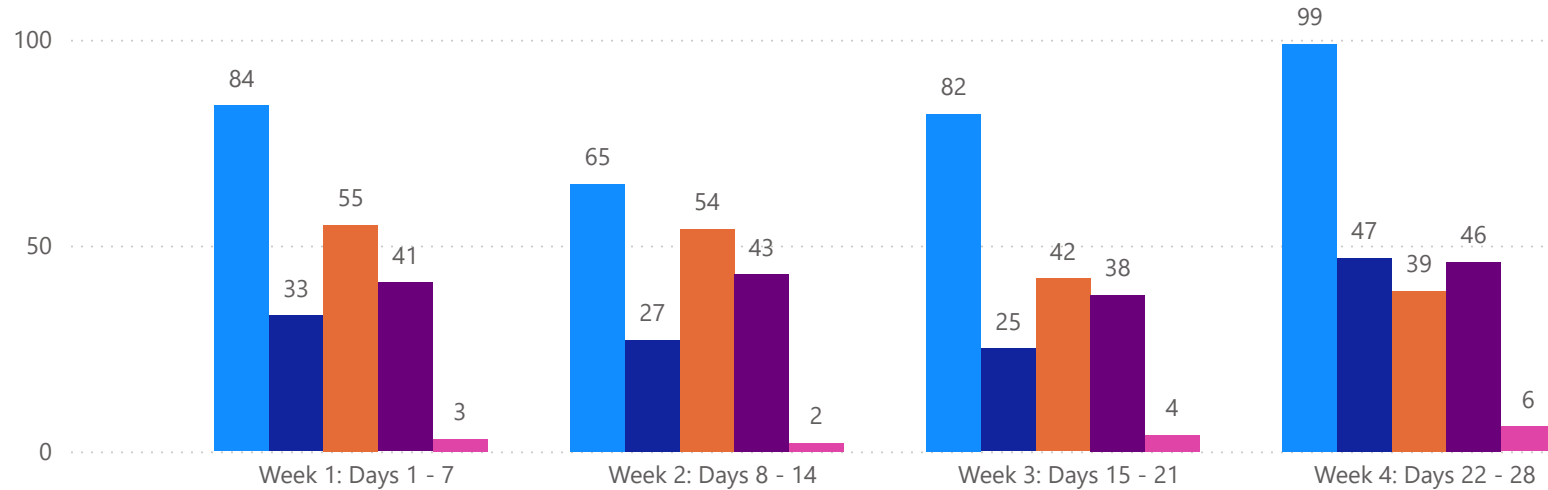


# 4 WEEK REAL ESTATE MARKET REPORT

## SARASOTA COUNTY - CONDO

6/28/2026

MLS Status ● Active ● Canceled ● Pending ● Sold ● Temporarily Off-Market



All data is current as of today, though some MLS statuses may have changed from prior days.

### TOTALS

MLS Status	4 Week Total
Active	330
Canceled	132
Pending	190
Sold	168
Temporarily Off-Market	15

### DAILY MARKET CHANGE

Category	Sum of Sarasota
Back on the Market	1
New Listings	2
Price Decrease	3
Price Increase	0

\*Back on Market can be from these sources - Pending, Temp Off Market, Cancelled and Expired Listing)

### 7 DAY SOLD COMPARISON

Closed Prior Year	Volume	Count	Closed Prior Year	Volume	Count
Friday, June 26, 2026	\$10,172,000	11	Friday, June 27, 2025	\$21,619,450	20
Thursday, June 25, 2026	\$5,221,900	6	Thursday, June 26, 2025	\$1,892,498	5
Wednesday, June 24, 2026	\$3,577,000	7	Wednesday, June 25, 2025	\$8,131,400	10
Tuesday, June 23, 2026	\$3,805,000	5	Tuesday, June 24, 2025	\$1,494,000	5
Monday, June 22, 2026	\$9,197,000	12	Monday, June 23, 2025	\$5,088,000	9
<b>Total</b>	<b>\$31,972,900</b>	<b>41</b>	<b>Total</b>	<b>\$38,225,348</b>	<b>49</b>

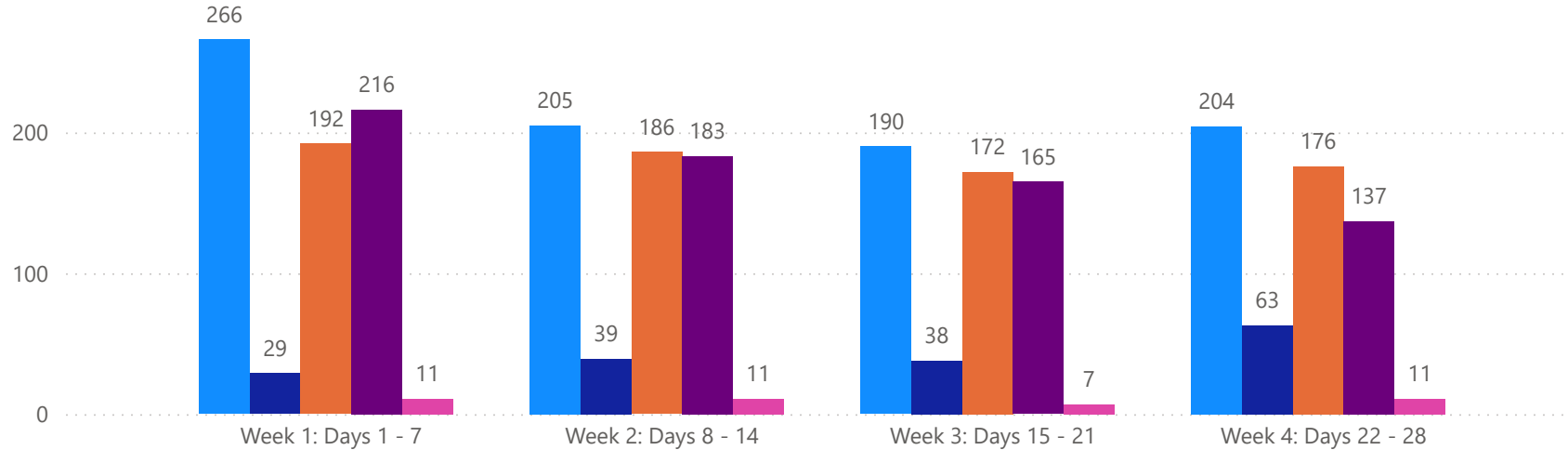


# 4 WEEK REAL ESTATE MARKET REPORT

## MANATEE COUNTY - SINGLE FAMILY HOME

### 6/28/2026

MLS Status ● Active ● Canceled ● Pending ● Sold ● Temporarily Off-Market



All data is current as of today, though some MLS statuses may have changed from prior days.

### TOTALS

MLS Status	4 Week Total
Active	865
Canceled	169
Pending	726
Sold	701
Temporarily Off-Market	40

### DAILY MARKET CHANGE

Category	Sum of Manatee
Back on the Market	3
New Listings	3
Price Decrease	14
Price Increase	2

\*Back on Market can be from these sources - Pending, Temp Off Market, Cancelled and Expired Listing)

### 7 DAY SOLD COMPARISON

Closed Prior Year	Volume	Count	Closed Prior Year	Volume	Count
Sunday, June 28, 2026	\$3,261,474	4	Friday, June 27, 2025	\$37,831,332	74
Friday, June 26, 2026	\$29,257,450	45	Thursday, June 26, 2025	\$19,844,126	41
Thursday, June 25, 2026	\$26,275,026	40	Wednesday, June 25, 2025	\$14,626,900	32
Wednesday, June 24, 2026	\$24,062,913	41	Tuesday, June 24, 2025	\$16,989,839	25
Tuesday, June 23, 2026	\$23,662,320	32	Monday, June 23, 2025	\$12,993,171	24
Monday, June 22, 2026	\$35,207,644	54	Saturday, June 21, 2025	\$429,900	1
<b>Total</b>	<b>\$141,726,827</b>	<b>216</b>	<b>Total</b>	<b>\$102,715,268</b>	<b>197</b>

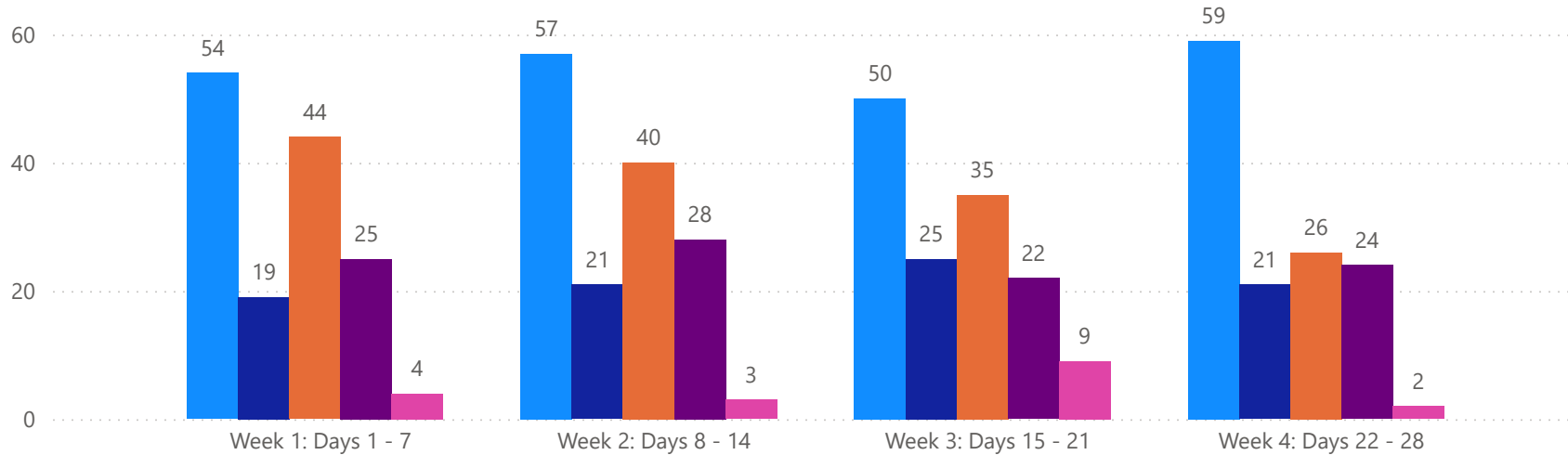


# 4 WEEK REAL ESTATE MARKET REPORT

## MANATEE COUNTY - CONDO

6/28/2026

MLS Status ● Active ● Canceled ● Pending ● Sold ● Temporarily Off-Market



### TOTALS

MLS Status	4 Week Total
Active	220
Canceled	86
Pending	145
Sold	99
Temporarily Off-Market	18

### DAILY MARKET CHANGE

Category	Sum of Manatee
Back on the Market	0
New Listings	1
Price Decrease	3
Price Increase	0

\*Back on Market can be from these sources - Pending, Temp Off Market, Cancelled and Expired Listing)

### 7 DAY SOLD COMPARISON

Closed Prior Year	Volume	Count
Friday, June 26, 2026	\$2,491,999	5
Thursday, June 25, 2026	\$2,849,000	7
Wednesday, June 24, 2026	\$1,512,290	4
Tuesday, June 23, 2026	\$1,052,500	4
Monday, June 22, 2026	\$745,400	5
<b>Total</b>	<b>\$8,651,189</b>	<b>25</b>

Closed Prior Year	Volume	Count
Friday, June 27, 2025	\$2,272,500	7
Thursday, June 26, 2025	\$2,408,500	8
Wednesday, June 25, 2025	\$1,831,500	6
Tuesday, June 24, 2025	\$768,000	2
Monday, June 23, 2025	\$580,900	3
<b>Total</b>	<b>\$7,861,400</b>	<b>26</b>

