



4 WEEK REAL ESTATE MARKET REPORT

Tuesday, June 30, 2026

As of: Wednesday, July 1, 2026

- 1 Report Breakdown
- 2 Cumulative Tampa Bay Report - Single Family Home
- 3 Cumulative Tampa Bay Report - Condominium
- 4 Pinellas County - Single Family Home
- 5 Pinellas County - Condominium
- 6 Pasco County - Single Family Home
- 7 Pasco County - Condominium
- 8 Hillsborough County - Single Family Home
- 9 Hillsborough County - Condominium
- 10 Sarasota County - Single Family Home
- 11 Sarasota County - Condominium
- 12 Manatee County - Single Family Home
- 13 Manatee County - Condominium

4 WEEK REAL ESTATE MARKET REPORT

REPORT BREAKDOWN

Tuesday, June 30, 2026

as of: 7/1/2026

Day 1	Tuesday, June 30, 2026
Day 2	Monday, June 29, 2026
Day 3	Sunday, June 28, 2026
Day 4	Saturday, June 27, 2026
Day 5	Friday, June 26, 2026
Day 6	Wednesday, July 1, 2026
Day 7	Tuesday, June 30, 2026
Day 8	Monday, June 29, 2026
Day 9	Sunday, June 28, 2026
Day 10	Saturday, June 27, 2026
Day 11	Friday, June 26, 2026
Day 12	Thursday, June 25, 2026
Day 13	Wednesday, June 24, 2026
Day 14	Tuesday, June 23, 2026
Day 15	Monday, June 22, 2026
Day 16	Sunday, June 21, 2026
Day 17	Saturday, June 20, 2026
Day 18	Friday, June 19, 2026
Day 19	Thursday, June 18, 2026
Day 20	Wednesday, June 17, 2026
Day 21	Tuesday, June 16, 2026
Day 22	Monday, June 15, 2026
Day 23	Sunday, June 14, 2026
Day 24	Saturday, June 13, 2026
Day 25	Friday, June 12, 2026
Day 26	Thursday, June 11, 2026
Day 27	Wednesday, June 10, 2026
Day 28	Tuesday, June 9, 2026

REPORT BREAKDOWN

GRAPH:

Active - Newly listed during the date range

Pending - Status changed to 'pending' during the date range

Sold - Closed during the date range

Canceled - Canceled during the date range

Temp off Market - Status changed to 'temp' off market' during the date range

The date ranges are not cumulative.

Day 1: Tuesday, June 30, 2026

Day 28: Tuesday, June 9, 2026

TOTALS:

4 Weeks: The summation of each date range (Day 1 - Day 28)

Market Changes

Day 1's New Listings, Price Increase, Price Decreases and Back on Market

Manatee County - Single Family Home

7 Day Sold Comparison

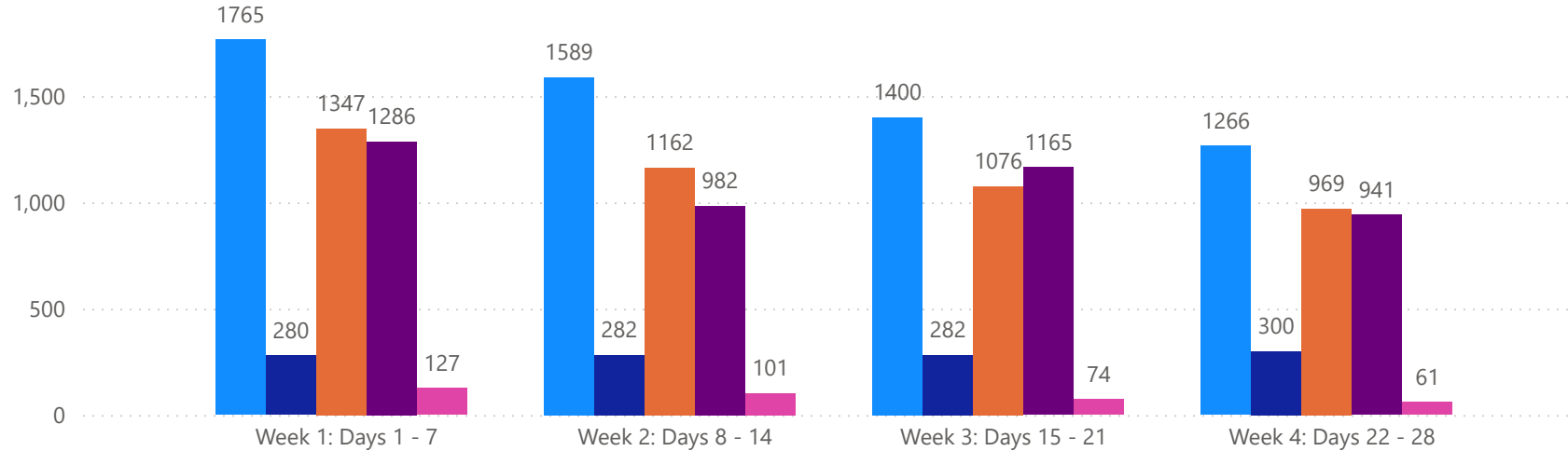
Compares the sold amount and volume in the last 7 days against the same timeframe in the prior year and days 8 - days 14.

4 WEEK REAL ESTATE MARKET REPORT

TAMPA BAY - SINGLE FAMILY HOME

6/30/2026

MLS Status ● Active ● Canceled ● Pending ● Sold ● Temporarily Off-Market



All data is current as of today, though some MLS statuses may have changed from prior days.

TOTALS

MLS Status	4 Week Total
Active	6020
Canceled	1144
Pending	4554
Sold	4374
Temporarily Off-Market	363

DAILY MARKET CHANGE

Category	Sum of Total	
Back on the Market	22	*Back on Market can be from these sources - Pending, Temp Off Market, Cancelled and Expired Listing)
New Listings	57	
Price Decrease	108	
Price Increase	8	

7 DAY SOLD COMPARISON

Closed Prior Year	Volume	Count
Tuesday, June 30, 2026	\$172,945,865	272
Monday, June 29, 2026	\$134,484,450	231
Sunday, June 28, 2026	\$5,772,040	7
Saturday, June 27, 2026	\$714,990	2
Friday, June 26, 2026	\$229,208,189	383
Thursday, June 25, 2026	\$129,780,814	208
Wednesday, June 24, 2026	\$110,443,131	183
Total	\$783,349,479	1286

Closed Prior Year	Volume	Count
Saturday, June 28, 2025	\$1,022,500	2
Friday, June 27, 2025	\$230,675,522	438
Thursday, June 26, 2025	\$117,062,578	226
Wednesday, June 25, 2025	\$83,095,699	162
Tuesday, June 24, 2025	\$87,603,270	160
Monday, June 23, 2025	\$131,716,740	226
Total	\$651,176,309	1214

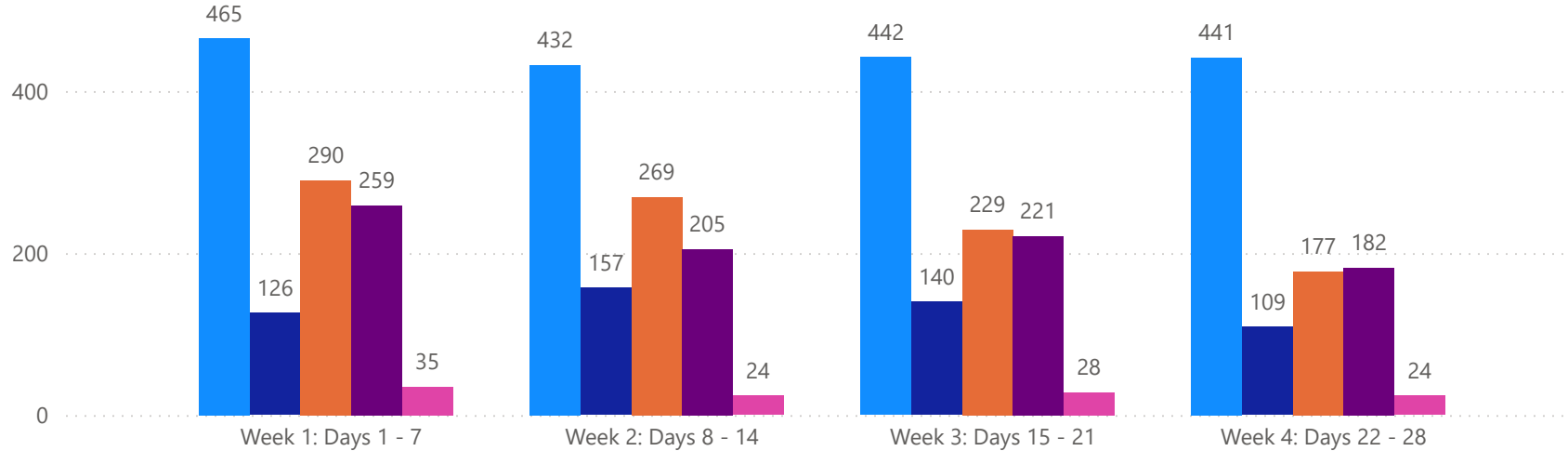


4 WEEK REAL ESTATE MARKET REPORT

TAMPA BAY - CONDO

6/30/2026

MLS Status ● Active ● Canceled ● Pending ● Sold ● Temporarily Off-Market



All data is current as of today, though some MLS statuses may have changed from prior days.

TOTALS


MLS Status	4 Week Total
Active	1780
Canceled	532
Pending	965
Sold	867
Temporarily Off-Market	111

DAILY MARKET CHANGE

Category	Sum of Total	
Back on the Market	3	*Back on Market can be from these sources - Pending, Temp Off Market, Cancelled and Expired Listing)
New Listings	28	
Price Decrease	40	
Price Increase	1	

7 DAY SOLD COMPARISON

Closed Prior Year	Volume	Count	Closed Prior Year	Volume	Count
Tuesday, June 30, 2026	\$28,016,118	63	Friday, June 27, 2025	\$41,472,000	76
Monday, June 29, 2026	\$16,272,000	40	Thursday, June 26, 2025	\$12,253,838	38
Sunday, June 28, 2026	\$345,000	1	Wednesday, June 25, 2025	\$14,953,400	35
Saturday, June 27, 2026	\$132,000	1	Tuesday, June 24, 2025	\$7,419,900	25
Friday, June 26, 2026	\$42,819,774	76	Monday, June 23, 2025	\$12,600,750	32
Thursday, June 25, 2026	\$20,103,900	40	Total	\$88,699,888	206
Wednesday, June 24, 2026	\$12,898,244	38			
Total	\$120,587,036	259			

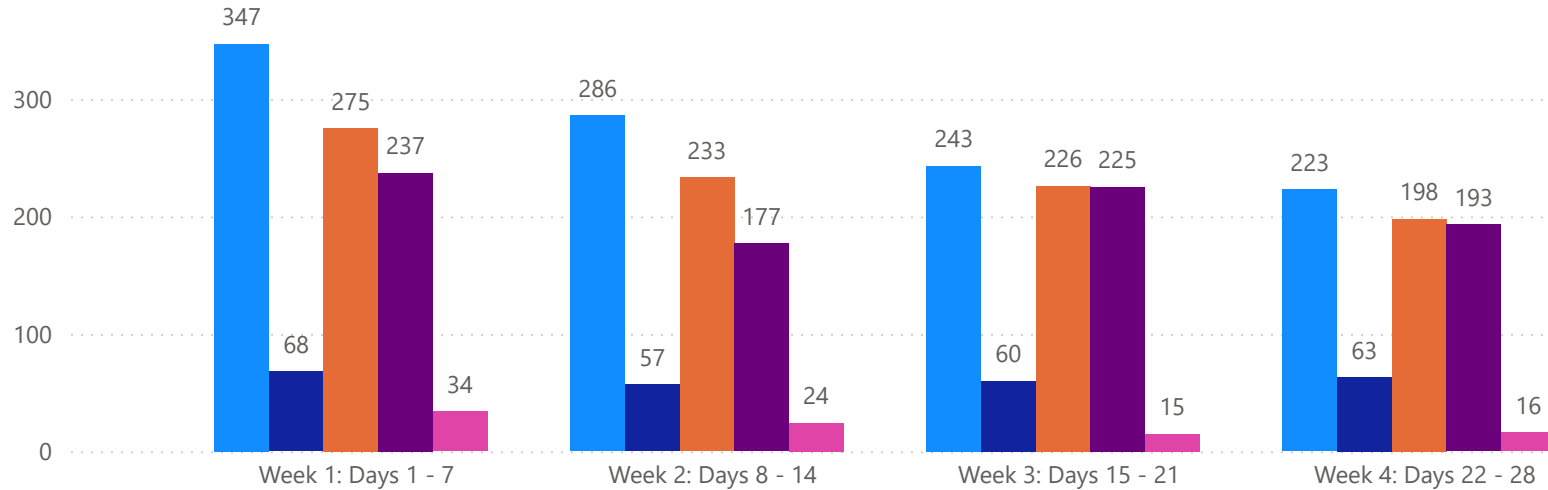


4 WEEK REAL ESTATE MARKET REPORT

PINELLAS COUNTY - SINGLE FAMILY HOME

6/30/2026

MLS Status ● Active ● Canceled ● Pending ● Sold ● Temporarily Off-Market



All data is current as of today, though some MLS statuses may have changed from prior days.

TOTALS

MLS Status	4 Week Total
Active	1099
Canceled	248
Pending	932
Sold	832
Temporarily Off-Market	89

DAILY MARKET CHANGE

Category	Sum of Pinellas
Back on the Market	15
New Listings	39
Price Decrease	56
Price Increase	2

*Back on Market can be from these sources - Pending, Temp Off Market, Cancelled and Expired Listing)

7 DAY SOLD COMPARISON

Closed Prior Year	Volume	Count	Closed Prior Year	Volume	Count
Tuesday, June 30, 2026	\$36,848,151	52	Friday, June 27, 2025	\$40,756,338	77
Monday, June 29, 2026	\$33,622,900	39	Thursday, June 26, 2025	\$22,123,412	40
Saturday, June 27, 2026	\$714,990	2	Wednesday, June 25, 2025	\$12,774,400	26
Friday, June 26, 2026	\$49,498,999	74	Tuesday, June 24, 2025	\$14,134,890	23
Thursday, June 25, 2026	\$24,983,300	39	Monday, June 23, 2025	\$21,627,146	36
Wednesday, June 24, 2026	\$19,836,700	31	Total	\$111,416,186	202
Total	\$165,505,040	237			

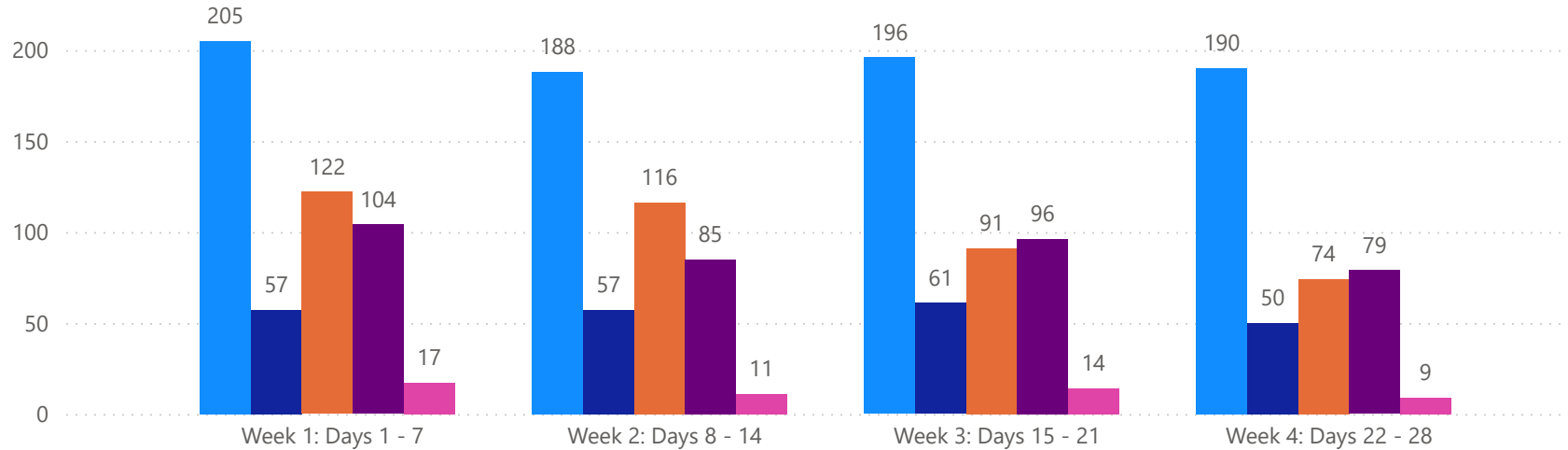


4 WEEK REAL ESTATE MARKET REPORT

PINELLAS COUNTY - CONDO

6/30/2026

MLSStatus ● Active ● Canceled ● Pending ● Sold ● Temporarily Off-Market



All data is current as of today, though some MLS statuses may have changed from prior days.

TOTALS

MLS Status	4 Week Total
Active	779
Canceled	225
Pending	403
Sold	364
Temporarily Off-Market	51

DAILY MARKET CHANGE

Category	Sum of Pinellas
Back on the Market	4
New Listings	16
Price Decrease	37
Price Increase	0

*Back on Market can be from these sources - Pending, Temp Off Market, Cancelled and Expired Listing)

7 DAY SOLD COMPARISON

Closed Prior Year	Volume	Count
Tuesday, June 30, 2026	\$8,545,000	26
Monday, June 29, 2026	\$4,796,000	11
Sunday, June 28, 2026	\$345,000	1
Friday, June 26, 2026	\$17,534,400	33
Thursday, June 25, 2026	\$9,931,000	16
Wednesday, June 24, 2026	\$3,117,400	17
Total	\$44,268,800	104

Closed Prior Year	Volume	Count
Friday, June 27, 2025	\$11,552,800	34
Thursday, June 26, 2025	\$5,814,150	17
Wednesday, June 25, 2025	\$3,022,000	12
Tuesday, June 24, 2025	\$2,938,500	9
Monday, June 23, 2025	\$5,116,350	12
Total	\$28,443,800	84

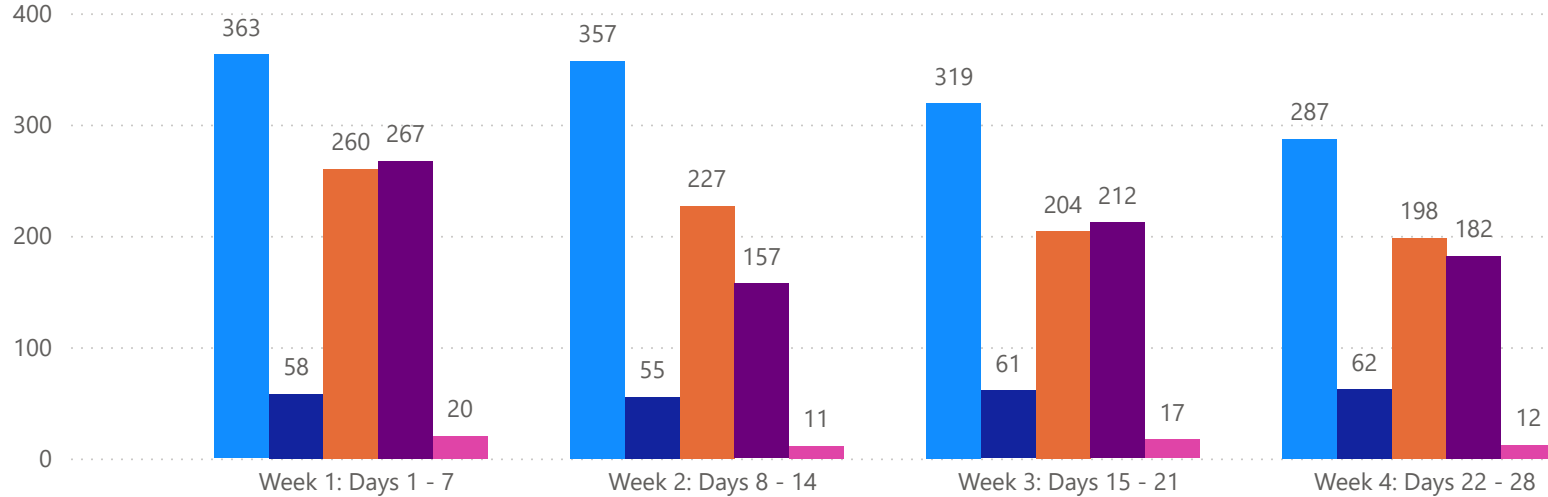


4 WEEK REAL ESTATE MARKET REPORT

PASCO COUNTY - SINGLE FAMILY HOME

6/30/2026

MLS Status ● Active ● Canceled ● Pending ● Sold ● Temporarily Off-Market



All data is current as of today, though some MLS statuses may have changed from prior days.

TOTALS

MLS Status	4 Week Total
Active	1326
Canceled	236
Pending	889
Sold	818
Temporarily Off-Market	60

DAILY MARKET CHANGE

Category	Sum of Pasco
Back on the Market	12
New Listings	44
Price Decrease	73
Price Increase	15

*Back on Market can be from these sources - Pending, Temp Off Market, Cancelled and Expired Listing)

7 DAY SOLD COMPARISON

Closed Prior Year	Volume	Count	Closed Prior Year	Volume	Count
Tuesday, June 30, 2026	\$28,247,380	59	Friday, June 27, 2025	\$38,474,946	96
Monday, June 29, 2026	\$21,291,142	52	Thursday, June 26, 2025	\$22,336,717	53
Sunday, June 28, 2026	\$1,606,014	2	Wednesday, June 25, 2025	\$19,340,880	39
Friday, June 26, 2026	\$32,079,823	77	Tuesday, June 24, 2025	\$13,332,175	36
Thursday, June 25, 2026	\$18,897,449	39	Monday, June 23, 2025	\$27,184,241	62
Wednesday, June 24, 2026	\$17,422,770	38	Total	\$120,668,959	286
Total	\$119,544,578	267			

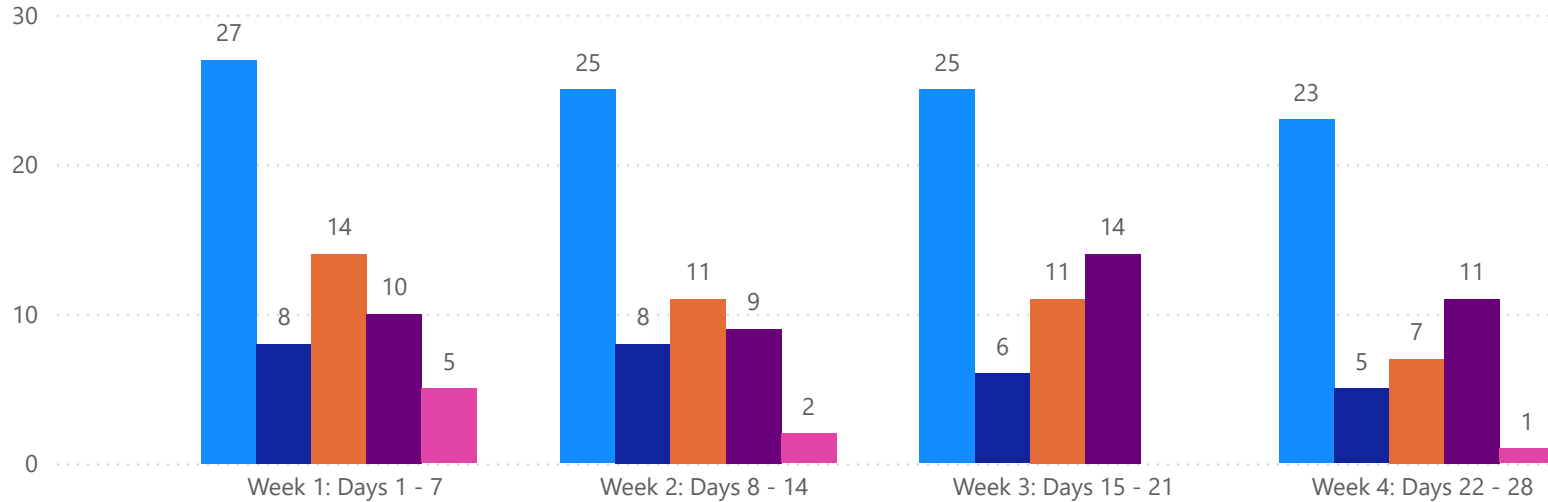


4 WEEK REAL ESTATE MARKET REPORT

PASCO COUNTY - CONDO

6/30/2026

MLS Status ● Active ● Canceled ● Pending ● Sold ● Temporarily Off-Market



All data is current as of today, though some MLS statuses may have changed from prior days.

TOTALS

MLS Status	4 Week Total
Active	100
Canceled	27
Pending	43
Sold	44
Temporarily Off-Market	8

DAILY MARKET CHANGE

Category	Sum of Pasco
Back on the Market	0
New Listings	2
Price Decrease	3
Price Increase	0

*Back on Market can be from these sources - Pending, Temp Off Market, Cancelled and Expired Listing)

7 DAY SOLD COMPARISON

Closed Prior Year	Volume	Count
Tuesday, June 30, 2026	\$120,000	1
Monday, June 29, 2026	\$225,000	2
Saturday, June 27, 2026	\$132,000	1
Friday, June 26, 2026	\$402,000	3
Thursday, June 25, 2026	\$130,000	1
Wednesday, June 24, 2026	\$358,000	2
Total	\$1,367,000	10

Closed Prior Year	Volume	Count
Friday, June 27, 2025	\$683,000	5
Thursday, June 26, 2025	\$225,000	1
Wednesday, June 25, 2025	\$979,500	4
Tuesday, June 24, 2025	\$419,500	2
Monday, June 23, 2025	\$289,500	2
Total	\$2,596,500	14

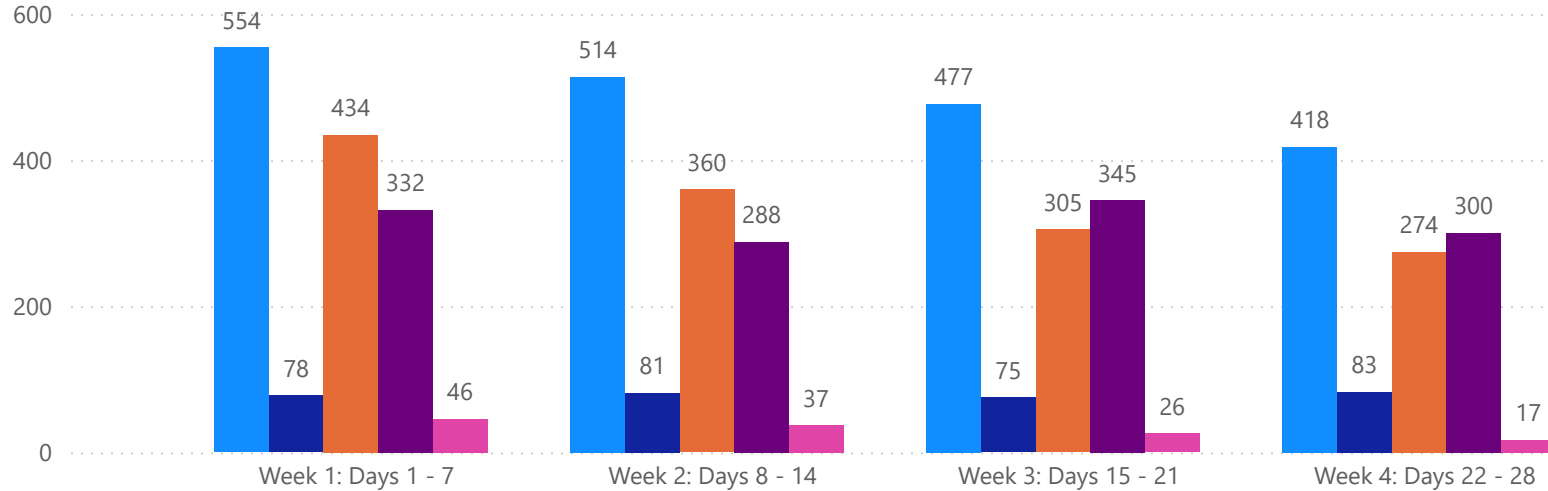


4 WEEK REAL ESTATE MARKET REPORT

HILLSBOROUGH COUNTY - SINGLE FAMILY HOME

6/30/2026

MLS Status ● Active ● Canceled ● Pending ● Sold ● Temporarily Off-Market



All data is current as of today, though some MLS statuses may have changed from prior days.

TOTALS

MLS Status	4 Week Total
Active	1963
Canceled	317
Pending	1373
Sold	1265
Temporarily Off-Market	126

DAILY MARKET CHANGE

Category	Sum of Hillsborough	*Back on Market can be from these sources - Pending, Temp Off Market, Cancelled and Expired Listing)
Back on the Market	17	
New Listings	50	
Price Decrease	92	
Price Increase	2	

7 DAY SOLD COMPARISON

Closed Prior Year	Volume	Count	Closed Prior Year	Volume	Count
Tuesday, June 30, 2026	\$36,241,516	65	Saturday, June 28, 2025	\$535,000	1
Monday, June 29, 2026	\$33,388,029	61	Friday, June 27, 2025	\$77,232,450	135
Sunday, June 28, 2026	\$1,677,052	2	Thursday, June 26, 2025	\$37,345,369	63
Friday, June 26, 2026	\$66,700,055	112	Wednesday, June 25, 2025	\$23,478,907	45
Thursday, June 25, 2026	\$37,622,000	56	Tuesday, June 24, 2025	\$25,435,807	49
Wednesday, June 24, 2026	\$23,140,790	36	Monday, June 23, 2025	\$51,096,892	72
Total	\$198,769,442	332	Total	\$215,124,425	365

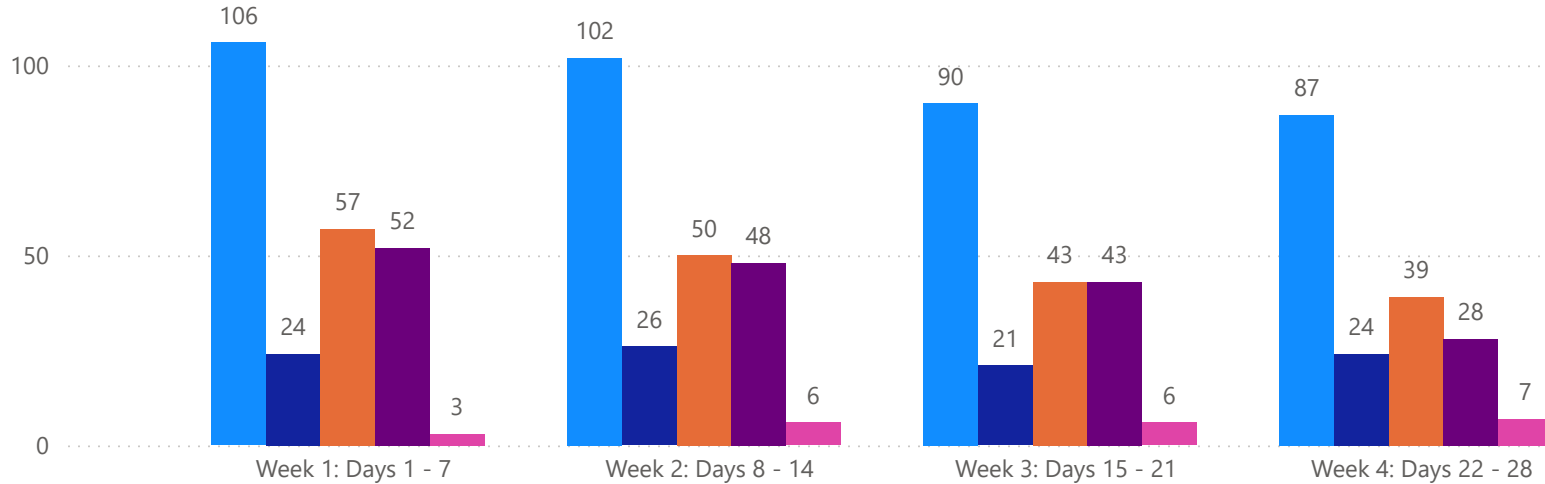


4 WEEK REAL ESTATE MARKET REPORT

HILLSBOROUGH COUNTY - CONDO

6/30/2026

MLS Status ● Active ● Canceled ● Pending ● Sold ● Temporarily Off-Market



All data is current as of today, though some MLS statuses may have changed from prior days.

TOTALS

MLS Status	4 Week Total
Active	385
Canceled	95
Pending	189
Sold	171
Temporarily Off-Market	22

DAILY MARKET CHANGE

Category	Sum of Hillsborough	*Back on Market can be from these sources - Pending, Temp Off Market, Canceled and Expired Listing)
Back on the Market	1	
New Listings	7	
Price Decrease	15	
Price Increase	0	

7 DAY SOLD COMPARISON

Closed Prior Year	Volume	Count	Closed Prior Year	Volume	Count
Tuesday, June 30, 2026	\$9,299,618	14	Friday, June 27, 2025	\$5,344,250	10
Monday, June 29, 2026	\$2,773,500	8	Thursday, June 26, 2025	\$1,913,690	7
Friday, June 26, 2026	\$6,319,375	14	Wednesday, June 25, 2025	\$989,000	3
Thursday, June 25, 2026	\$1,374,000	8	Tuesday, June 24, 2025	\$1,799,900	7
Wednesday, June 24, 2026	\$4,333,554	8	Monday, June 23, 2025	\$1,526,000	6
Total	\$24,100,047	52	Total	\$11,572,840	33

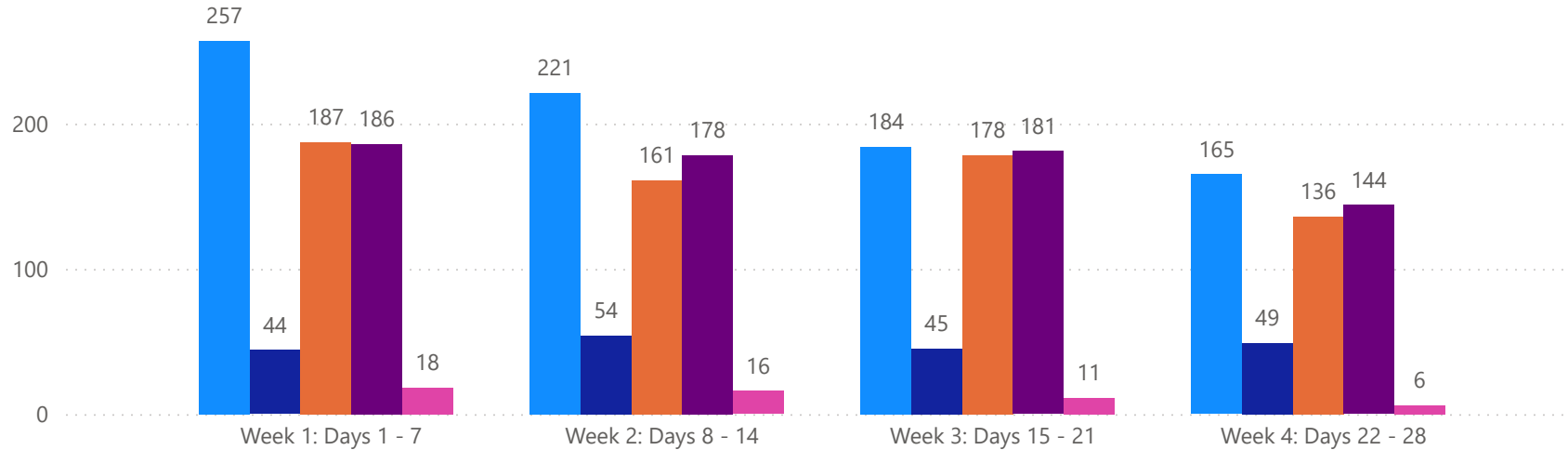


4 WEEK REAL ESTATE MARKET REPORT

SARASOTA COUNTY - SINGLE FAMILY HOME

6/30/2026

MlsStatus ● Active ● Canceled ● Pending ● Sold ● Temporarily Off-Market



All data is current as of today, though some MLS statuses may have changed from prior days.

TOTALS

MLS Status	4 Week Total
Active	827
Canceled	192
Pending	662
Sold	689
Temporarily Off-Market	51

DAILY MARKET CHANGE

Category	Sum of Sarasota
Back on the Market	17
New Listings	35
Price Decrease	37
Price Increase	37

*Back on Market can be from these sources - Pending, Temp Off Market, Cancelled and Expired Listing)

7 DAY SOLD COMPARISON

Closed Prior Year	Volume	Count	Closed Prior Year	Volume	Count
Tuesday, June 30, 2026	\$34,739,432	49	Saturday, June 28, 2025	\$487,500	1
Monday, June 29, 2026	\$13,052,900	24	Friday, June 27, 2025	\$36,380,456	56
Friday, June 26, 2026	\$35,503,382	44	Thursday, June 26, 2025	\$15,412,954	29
Thursday, June 25, 2026	\$20,564,799	32	Wednesday, June 25, 2025	\$12,874,612	20
Wednesday, June 24, 2026	\$25,979,958	37	Tuesday, June 24, 2025	\$17,710,559	27
Total	\$129,840,471	186	Monday, June 23, 2025	\$18,815,290	32
			Total	\$101,681,371	165

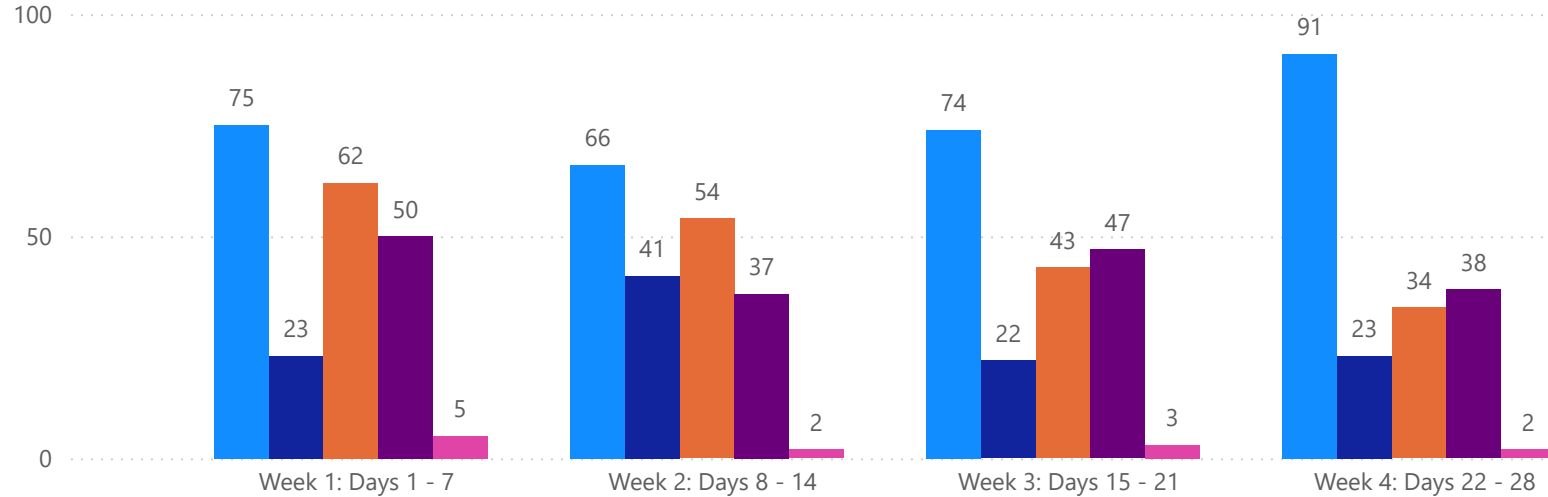


4 WEEK REAL ESTATE MARKET REPORT

SARASOTA COUNTY - CONDO

6/30/2026

MLSStatus ● Active ● Canceled ● Pending ● Sold ● Temporarily Off-Market



All data is current as of today, though some MLS statuses may have changed from prior days.

TOTALS

MLS Status	4 Week Total
Active	306
Canceled	109
Pending	193
Sold	172
Temporarily Off-Market	12

DAILY MARKET CHANGE

Category	Sum of Sarasota
Back on the Market	2
New Listings	9
Price Decrease	16
Price Increase	2

*Back on Market can be from these sources - Pending, Temp Off Market, Cancelled and Expired Listing)

7 DAY SOLD COMPARISON

Closed Prior Year	Volume	Count	Closed Prior Year	Volume	Count
Tuesday, June 30, 2026	\$6,030,000	9	Friday, June 27, 2025	\$21,619,450	20
Monday, June 29, 2026	\$4,578,500	11	Thursday, June 26, 2025	\$1,892,498	5
Friday, June 26, 2026	\$13,507,000	16	Wednesday, June 25, 2025	\$8,131,400	10
Thursday, June 25, 2026	\$5,419,900	7	Tuesday, June 24, 2025	\$1,494,000	5
Wednesday, June 24, 2026	\$3,577,000	7	Monday, June 23, 2025	\$5,088,000	9
Total	\$33,112,400	50	Total	\$38,225,348	49

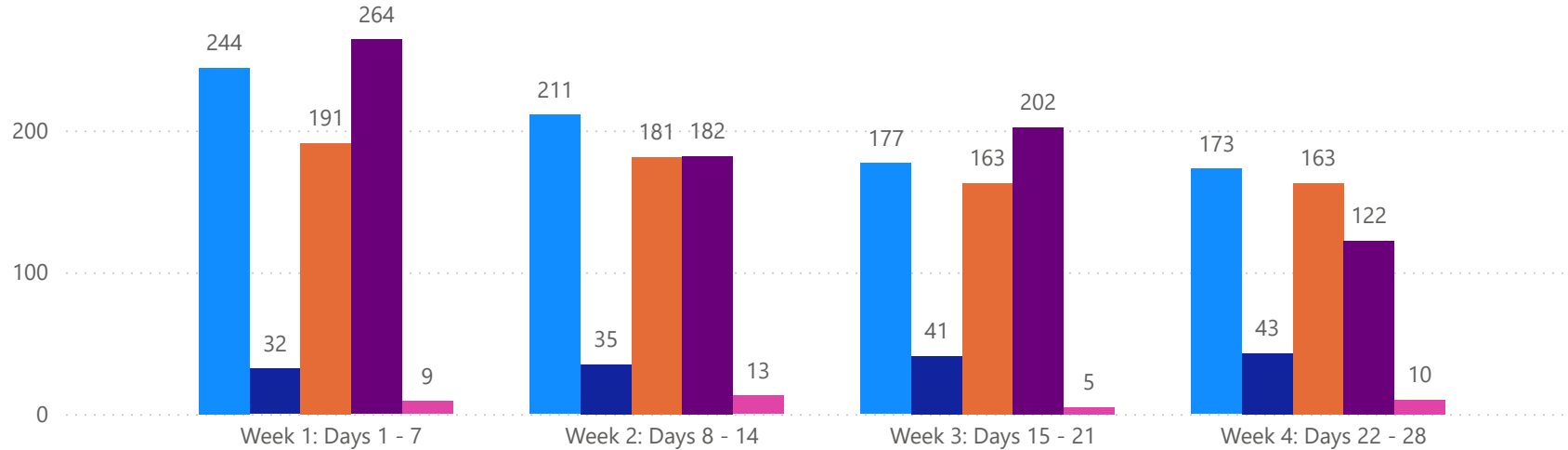


4 WEEK REAL ESTATE MARKET REPORT

MANATEE COUNTY - SINGLE FAMILY HOME

6/30/2026

MLS Status ● Active ● Canceled ● Pending ● Sold ● Temporarily Off-Market



All data is current as of today, though some MLS statuses may have changed from prior days.

TOTALS

MLS Status	4 Week Total
Active	805
Canceled	151
Pending	698
Sold	770
Temporarily Off-Market	37

DAILY MARKET CHANGE

Category	Sum of Manatee
Back on the Market	6
New Listings	24
Price Decrease	48
Price Increase	9

*Back on Market can be from these sources - Pending, Temp Off Market, Cancelled and Expired Listing)

7 DAY SOLD COMPARISON

Closed Prior Year	Volume	Count	Closed Prior Year	Volume	Count
Tuesday, June 30, 2026	\$36,869,386	47	Friday, June 27, 2025	\$37,831,332	74
Monday, June 29, 2026	\$33,129,479	55	Thursday, June 26, 2025	\$19,844,126	41
Sunday, June 28, 2026	\$2,488,974	3	Wednesday, June 25, 2025	\$14,626,900	32
Friday, June 26, 2026	\$45,425,930	76	Tuesday, June 24, 2025	\$16,989,839	25
Thursday, June 25, 2026	\$27,713,266	42	Monday, June 23, 2025	\$12,993,171	24
Wednesday, June 24, 2026	\$24,062,913	41	Total	\$102,285,368	196
Total	\$169,689,948	264			

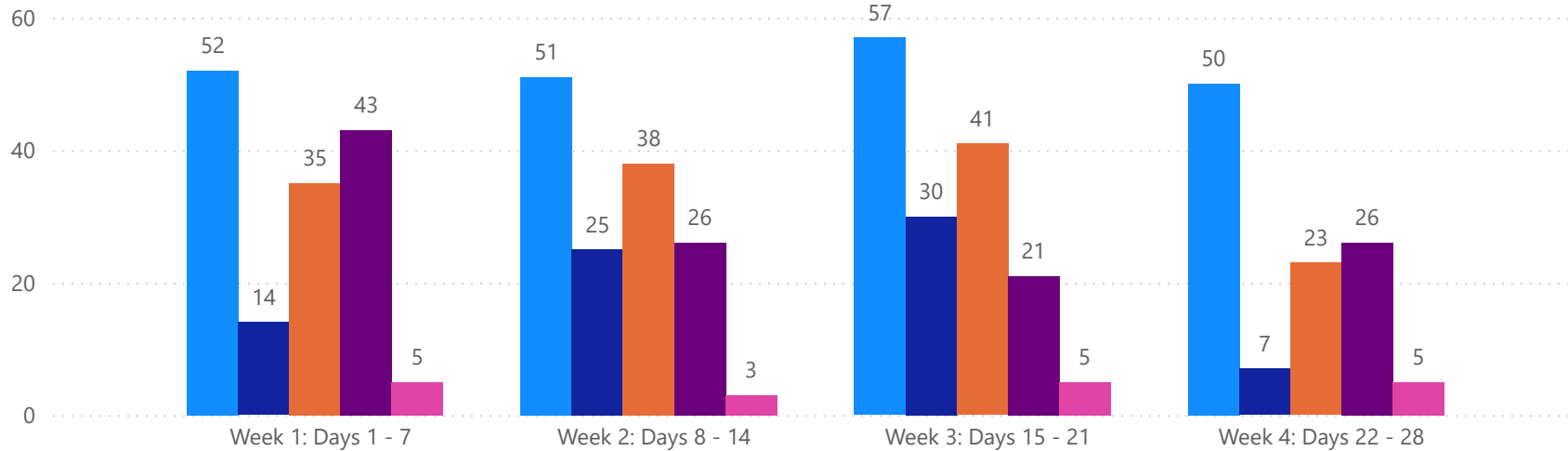


4 WEEK REAL ESTATE MARKET REPORT

MANATEE COUNTY - CONDO

6/30/2026

MLS Status ● Active ● Canceled ● Pending ● Sold ● Temporarily Off-Market



TOTALS

MLS Status	4 Week Total
Active	210
Canceled	76
Pending	137
Sold	116
Temporarily Off-Market	18

DAILY MARKET CHANGE

Category	Sum of Manatee
Back on the Market	1
New Listings	8
Price Decrease	12
Price Increase	0

*Back on Market can be from these sources - Pending, Temp Off Market, Cancelled and Expired Listing)

7 DAY SOLD COMPARISON

Closed Prior Year	Volume	Count	Closed Prior Year	Volume	Count
Tuesday, June 30, 2026	\$4,021,500	13	Friday, June 27, 2025	\$2,272,500	7
Monday, June 29, 2026	\$3,899,000	8	Thursday, June 26, 2025	\$2,408,500	8
Friday, June 26, 2026	\$5,056,999	10	Wednesday, June 25, 2025	\$1,831,500	6
Thursday, June 25, 2026	\$3,249,000	8	Tuesday, June 24, 2025	\$768,000	2
Wednesday, June 24, 2026	\$1,512,290	4	Monday, June 23, 2025	\$580,900	3
Total	\$17,738,789	43	Total	\$7,861,400	26

