SUNCOAST TAMPA
ASSOCIATION OF REALTORS®

4 WEEK REAL ESTATE MARKET REPORT

Thursday, November 19, 2026

As of: Friday, November 20, 2026

1	Report Breakdown
2	Cumulative Tampa Bay Report - Single Family Home
3	Cumulative Tampa Bay Report - Condominium
4	Pinellas County - Single Family Home
5	Pinellas County - Condominium
6	Pasco County - Single Family Home
7	Pasco County - Condominium
8	Hillsborough County - Single Family Home
9	Hillsborough County - Condominium
10	Sarasota County - Single Family Home
11	Sarasota County - Condominium
12	Manatee County - Single Family Home
13	Manatee County - Condominium

4 WEEK REAL ESTATE MARKET REPORT

REPORT BREAKDOWN

Thursday, November 19, 2026

as of: 11/20/2026

Day 1	**Thursday, November 19, 2026**
Day 2	**Wednesday, November 18, 2026**
Day 3	**Tuesday, November 17, 2026**
Day 4	**Monday, November 16, 2026**
Day 5	**Sunday, November 15, 2026**
Day 6	**Friday, November 20, 2026**
Day 7	**Thursday, November 19, 2026**
Day 8	**Wednesday, November 18, 2026**
Day 9	**Tuesday, November 17, 2026**
Day 10	**Monday, November 16, 2026**
Day 11	**Sunday, November 15, 2026**
Day 12	**Saturday, November 14, 2026**
Day 13	**Friday, November 13, 2026**
Day 14	**Thursday, November 12, 2026**
Day 15	**Wednesday, November 11, 2026**
Day 16	**Tuesday, November 10, 2026**
Day 17	**Monday, November 9, 2026**
Day 18	**Sunday, November 8, 2026**
Day 19	**Saturday, November 7, 2026**
Day 20	**Friday, November 6, 2026**
Day 21	**Thursday, November 5, 2026**
Day 22	**Wednesday, November 4, 2026**
Day 23	**Tuesday, November 3, 2026**
Day 24	**Monday, November 2, 2026**
Day 25	**Sunday, November 1, 2026**
Day 26	**Saturday, October 31, 2026**
Day 27	**Friday, October 30, 2026**
Day 28	**Thursday, October 29, 2026**

REPORT BREAKDOWN

GRAPH:

Active - Newly listed during the date range

Pending - Status changed to 'pending' during the date range

Sold - Closed during the date range

Canceled - Canceled during the date range

Temp off Market - Status changed to 'temp' off market' during the date range

The date ranges are not cumulative.

Day 1: Thursday, November 19, 2026

Day 28: Thursday, October 29, 2026

TOTALS:

4 Weeks: The summation of each date range (Day 1 - Day 28)

Market Changes

Day 1's New Listings, Price Increase, Price Decreases and Back on Market

Manatee County - Single Family Home

7 Day Sold Comparison

Compares the sold amount and volume in the last 7 days against the same timeframe in the prior year and days 8 - days 14.

4 WEEK REAL ESTATE MARKET REPORT
TAMPA BAY - SINGLE FAMILY HOME
11/19/2026

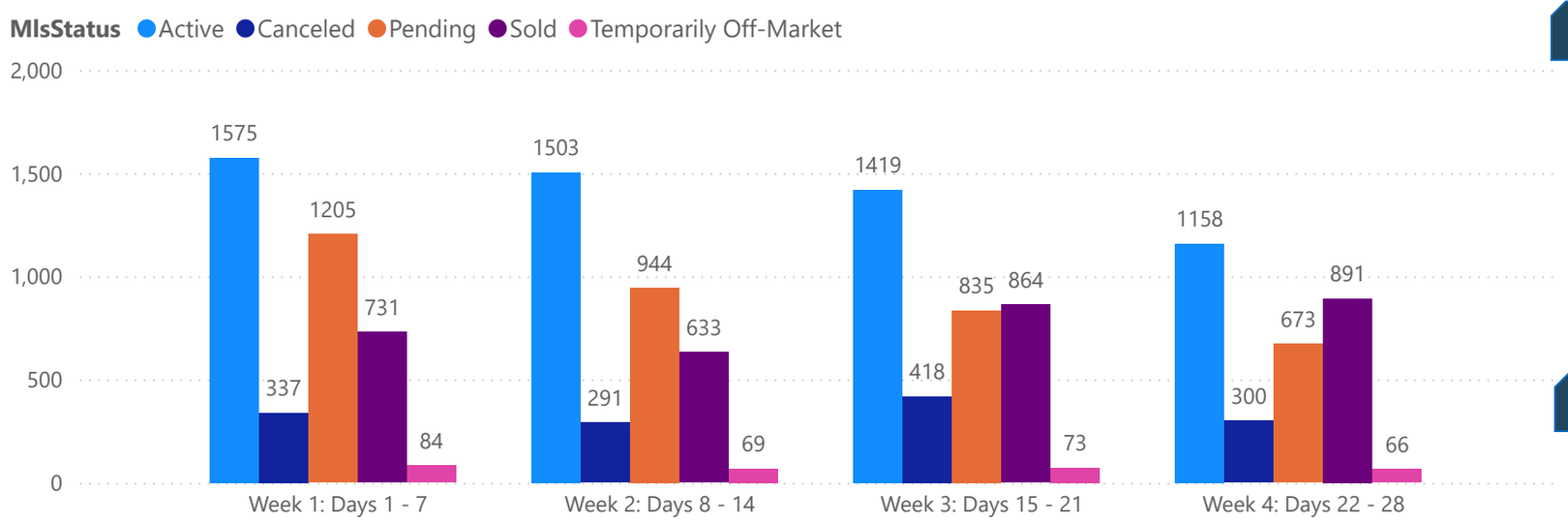

All data is current as of today, though some MLS statuses may have changed from prior days.

TOTALS

MLS Status	4 Week Total
Active	5655
Canceled	1346
Pending	3657
Sold	3119
Temporarily Off-Market	292

DAILY MARKET CHANGE

Category	Sum of Total
Back on the Market	22
New Listings	57
Price Decrease	108
Price Increase	8

*Back on Market can be from these sources - Pending, Temp Off Market, Cancelled and Expired Listing)

7 DAY SOLD COMPARISON

Closed Prior Year	Volume	Count
Thursday, November 19, 2026	$51,354,687	83
Wednesday, November 18, 2026	$64,078,379	115
Tuesday, November 17, 2026	$80,262,824	142
Monday, November 16, 2026	$106,767,584	180
Sunday, November 15, 2026	$890,700	2
Saturday, November 14, 2026	$2,132,190	5
Friday, November 13, 2026	$114,965,590	204
Total	**$420,451,954**	**731**

Closed Prior Year	Volume	Count
Tuesday, November 18, 2025	$79,573,215	149
Monday, November 17, 2025	$101,380,059	204
Sunday, November 16, 2025	$1,852,500	3
Saturday, November 15, 2025	$7,542,870	13
Friday, November 14, 2025	$197,226,781	356
Thursday, November 13, 2025	$77,122,964	137
Wednesday, November 12, 2025	$92,872,920	166
Total	**$557,571,309**	**1028**

SUNCOAST TAMPA ASSOCIATION OF REALTORS®

4 WEEK REAL ESTATE MARKET REPORT
TAMPA BAY - CONDO
11/19/2026

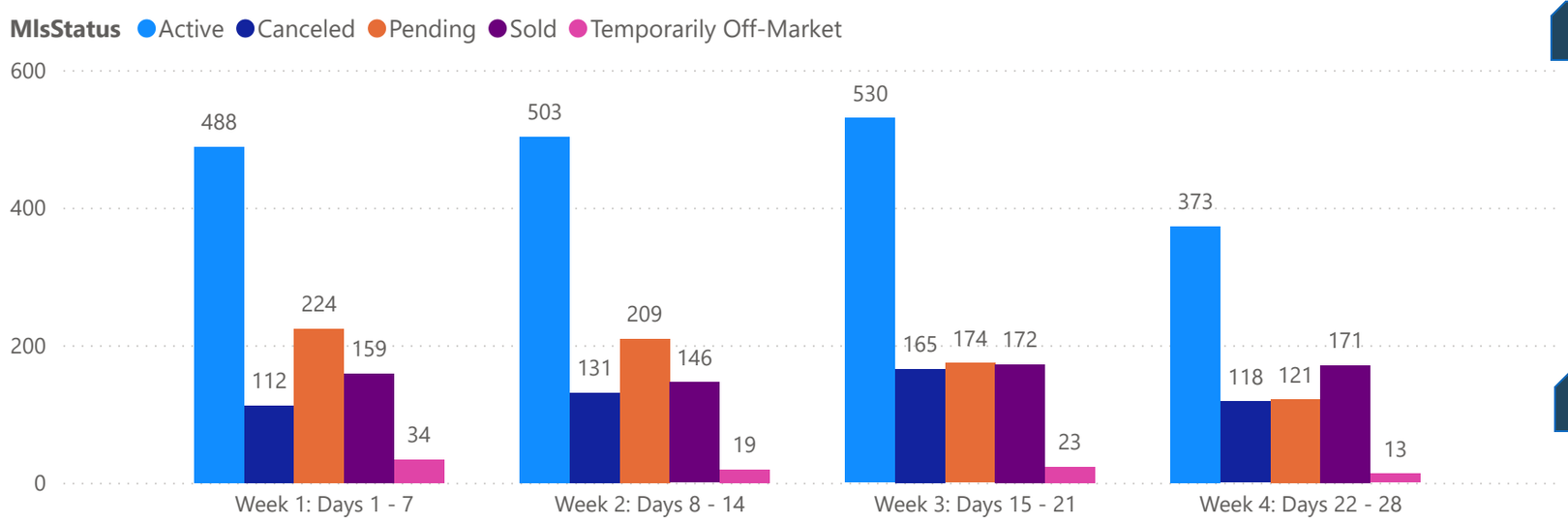

All data is current as of today, though some MLS statuses may have changed from prior days.

TOTALS

MLS Status	4 Week Total
Active	1894
Canceled	526
Pending	728
Sold	648
Temporarily Off-Market	89

DAILY MARKET CHANGE

Category	Sum of Total
Back on the Market	3
New Listings	28
Price Decrease	40
Price Increase	1

*Back on Market can be from these sources - Pending, Temp Off Market, Cancelled and Expired Listing)

7 DAY SOLD COMPARISON

Closed Prior Year	Volume	Count
Thursday, November 19, 2026	$12,535,400	23
Wednesday, November 18, 2026	$9,211,775	25
Tuesday, November 17, 2026	$22,852,301	37
Monday, November 16, 2026	$12,067,300	36
Saturday, November 14, 2026	$362,000	1
Friday, November 13, 2026	$11,749,260	37
Total	**$68,778,036**	**159**

Closed Prior Year	Volume	Count
Tuesday, November 18, 2025	$11,357,325	33
Monday, November 17, 2025	$14,040,300	37
Friday, November 14, 2025	$20,969,825	62
Thursday, November 13, 2025	$10,014,850	27
Wednesday, November 12, 2025	$20,580,880	45
Total	**$76,963,180**	**204**

SUNCOAST TAMPA ASSOCIATION OF REALTORS®

4 WEEK REAL ESTATE MARKET REPORT
PINELLAS COUNTY - SINGLE FAMILY HOME
11/19/2026

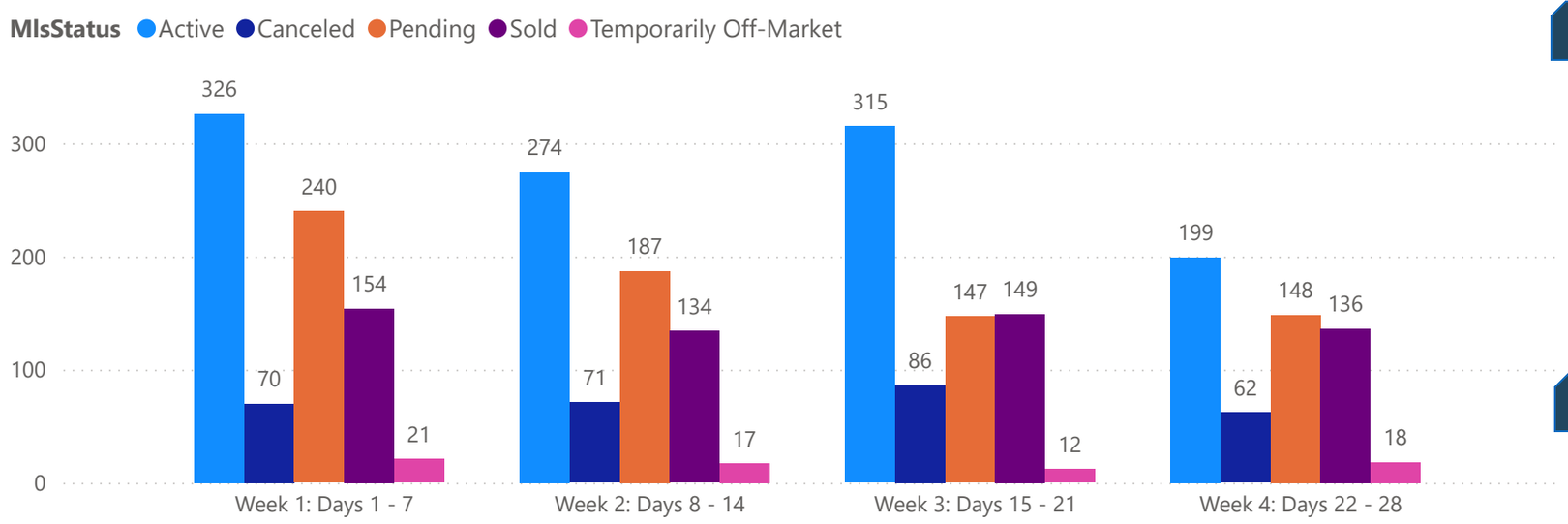

All data is current as of today, though some MLS statuses may have changed from prior days.

TOTALS

MLS Status	4 Week Total
Active	1114
Canceled	289
Pending	722
Sold	573
Temporarily Off-Market	68

DAILY MARKET CHANGE

Category	Sum of Pinellas
Back on the Market	12
New Listings	51
Price Decrease	66
Price Increase	1

*Back on Market can be from these sources - Pending, Temp Off Market, Cancelled and Expired Listing)

7 DAY SOLD COMPARISON

Closed Prior Year	Volume	Count
Thursday, November 19, 2026	$11,065,986	18
Wednesday, November 18, 2026	$15,121,800	24
Tuesday, November 17, 2026	$22,217,525	33
Monday, November 16, 2026	$22,640,887	39
Sunday, November 15, 2026	$549,000	1
Friday, November 13, 2026	$24,463,431	39
Total	**$96,058,629**	**154**

Closed Prior Year	Volume	Count
Tuesday, November 18, 2025	$14,813,150	30
Monday, November 17, 2025	$18,846,100	33
Sunday, November 16, 2025	$495,000	1
Saturday, November 15, 2025	$1,578,900	3
Friday, November 14, 2025	$44,100,228	71
Thursday, November 13, 2025	$12,867,900	24
Wednesday, November 12, 2025	$19,737,726	30
Total	**$112,439,004**	**192**

SUNCOAST TAMPA ASSOCIATION OF REALTORS®

4 WEEK REAL ESTATE MARKET REPORT
PINELLAS COUNTY - CONDO
11/19/2026

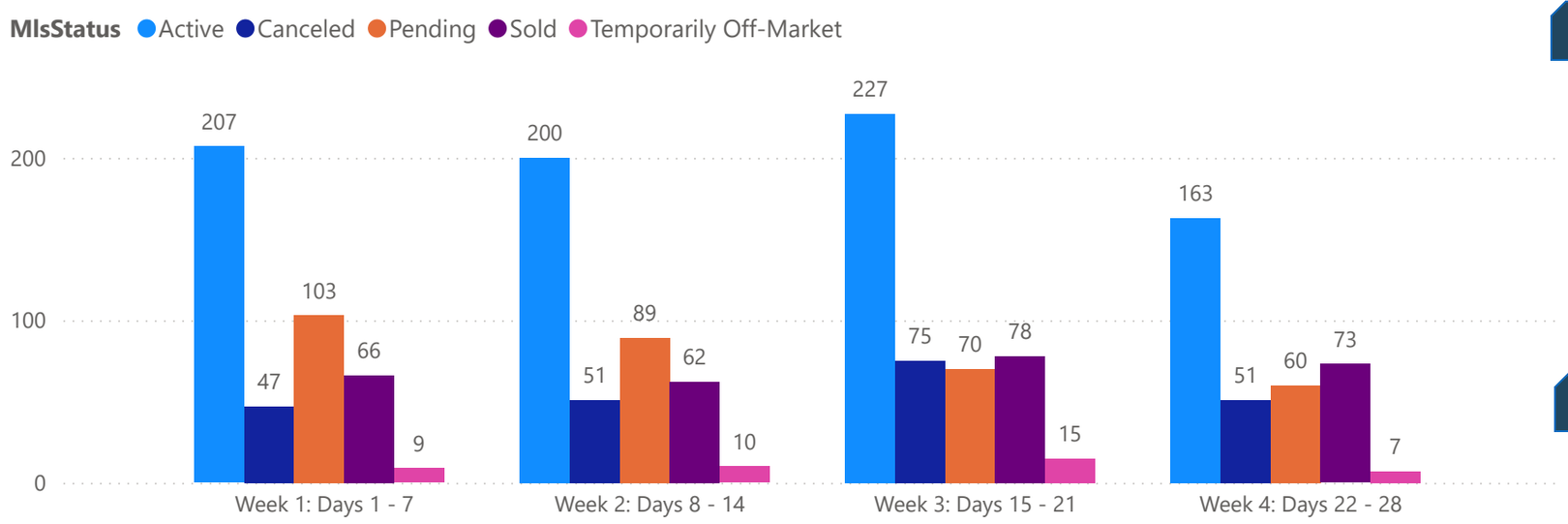

All data is current as of today, though some MLS statuses may have changed from prior days.

TOTALS

MLS Status	4 Week Total
Active	797
Canceled	224
Pending	322
Sold	279
Temporarily Off-Market	41

DAILY MARKET CHANGE

Category	Sum of Pinellas
Back on the Market	4
New Listings	19
Price Decrease	36
Price Increase	1

*Back on Market can be from these sources - Pending, Temp Off Market, Cancelled and Expired Listing)

7 DAY SOLD COMPARISON

Closed Prior Year	Volume	Count
Thursday, November 19, 2026	$4,103,000	10
Wednesday, November 18, 2026	$1,933,000	8
Tuesday, November 17, 2026	$8,023,300	12
Monday, November 16, 2026	$7,881,400	20
Friday, November 13, 2026	$5,015,400	16
Total	**$26,956,100**	**66**

Closed Prior Year	Volume	Count
Tuesday, November 18, 2025	$4,789,277	14
Monday, November 17, 2025	$2,700,500	12
Friday, November 14, 2025	$9,781,825	32
Thursday, November 13, 2025	$5,012,500	12
Wednesday, November 12, 2025	$8,105,400	23
Total	**$30,389,502**	**93**

SUNCOAST TAMPA ASSOCIATION OF REALTORS®

4 WEEK REAL ESTATE MARKET REPORT
PASCO COUNTY - SINGLE FAMILY HOME
11/19/2026

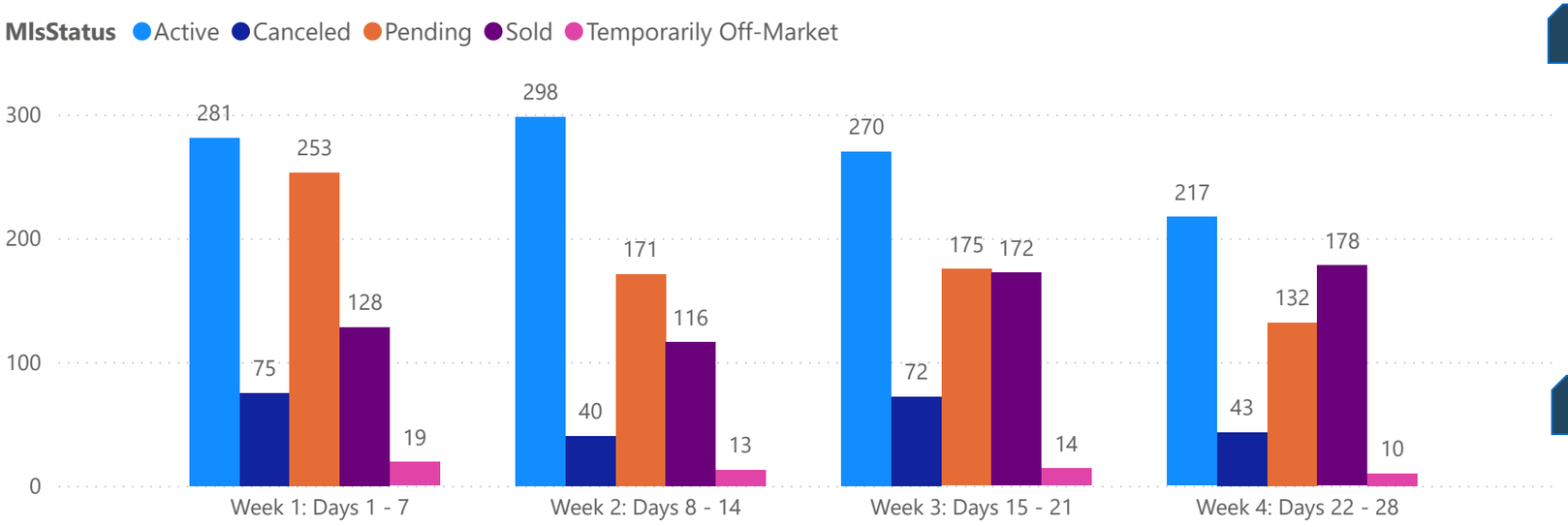

All data is current as of today, though some MLS statuses may have changed from prior days.

TOTALS

MLS Status	4 Week Total
Active	1066
Canceled	230
Pending	731
Sold	594
Temporarily Off-Market	56

DAILY MARKET CHANGE

Category	Sum of Pasco
Back on the Market	6
New Listings	34
Price Decrease	65
Price Increase	0

*Back on Market can be from these sources - Pending, Temp Off Market, Cancelled and Expired Listing)

7 DAY SOLD COMPARISON

Closed Prior Year	Volume	Count
Thursday, November 19, 2026	$7,119,220	16
Wednesday, November 18, 2026	$7,577,480	21
Tuesday, November 17, 2026	$9,963,455	26
Monday, November 16, 2026	$17,475,159	36
Saturday, November 14, 2026	$300,000	1
Friday, November 13, 2026	$9,849,600	28
Total	**$52,284,914**	**128**

Closed Prior Year	Volume	Count
Tuesday, November 18, 2025	$15,767,809	34
Monday, November 17, 2025	$12,973,478	30
Saturday, November 15, 2025	$659,000	1
Friday, November 14, 2025	$33,972,376	80
Thursday, November 13, 2025	$10,299,790	27
Wednesday, November 12, 2025	$11,972,229	32
Total	**$85,644,682**	**204**

SUNCOAST TAMPA ASSOCIATION OF REALTORS®

4 WEEK REAL ESTATE MARKET REPORT
PASCO COUNTY - CONDO
11/19/2026

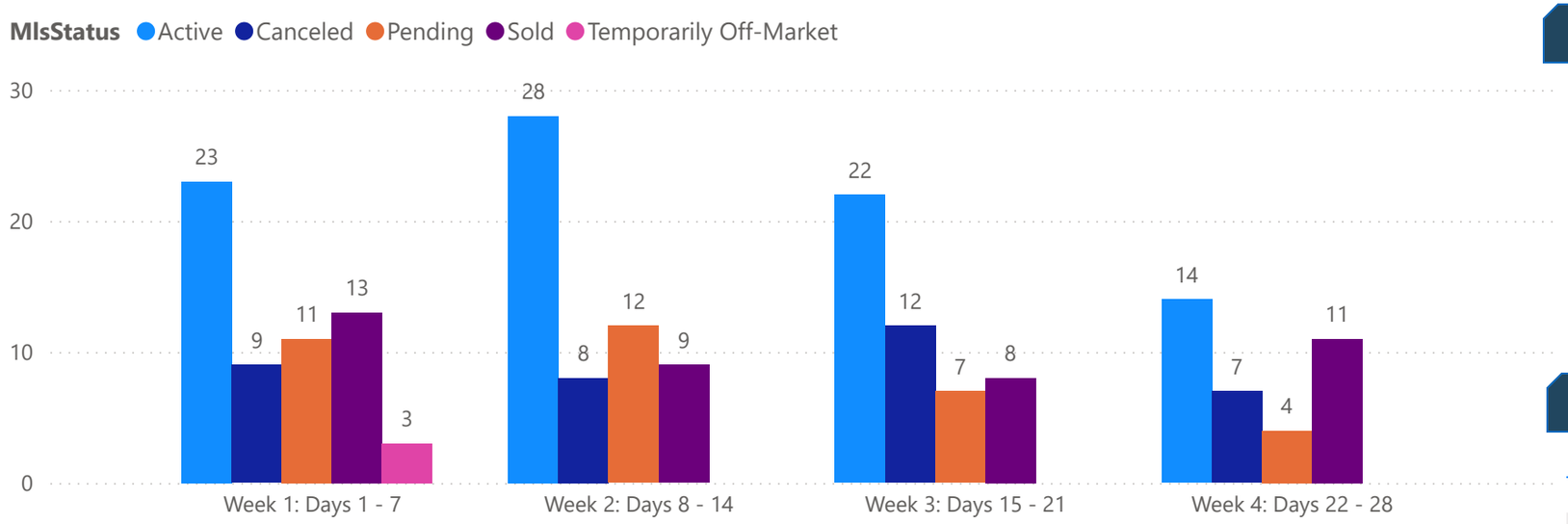

All data is current as of today, though some MLS statuses may have changed from prior days.

TOTALS

MLS Status	4 Week Total
Active	87
Canceled	36
Pending	34
Sold	41
Temporarily Off-Market	3

DAILY MARKET CHANGE

Category	Sum of Pasco
Back on the Market	1
New Listings	2
Price Decrease	4
Price Increase	0

*Back on Market can be from these sources - Pending, Temp Off Market, Cancelled and Expired Listing)

7 DAY SOLD COMPARISON

Closed Prior Year	Volume	Count
Thursday, November 19, 2026	$53,000	1
Tuesday, November 17, 2026	$244,900	2
Monday, November 16, 2026	$529,000	3
Friday, November 13, 2026	$932,500	7
Total	**$1,759,400**	**13**

Closed Prior Year	Volume	Count
Tuesday, November 18, 2025	$170,000	1
Monday, November 17, 2025	$485,900	3
Friday, November 14, 2025	$214,000	1
Thursday, November 13, 2025	$101,000	2
Total	**$970,900**	**7**

SUNCOAST TAMPA ASSOCIATION OF REALTORS®

4 WEEK REAL ESTATE MARKET REPORT
HILLSBOROUGH COUNTY - SINGLE FAMILY HOME
11/19/2026

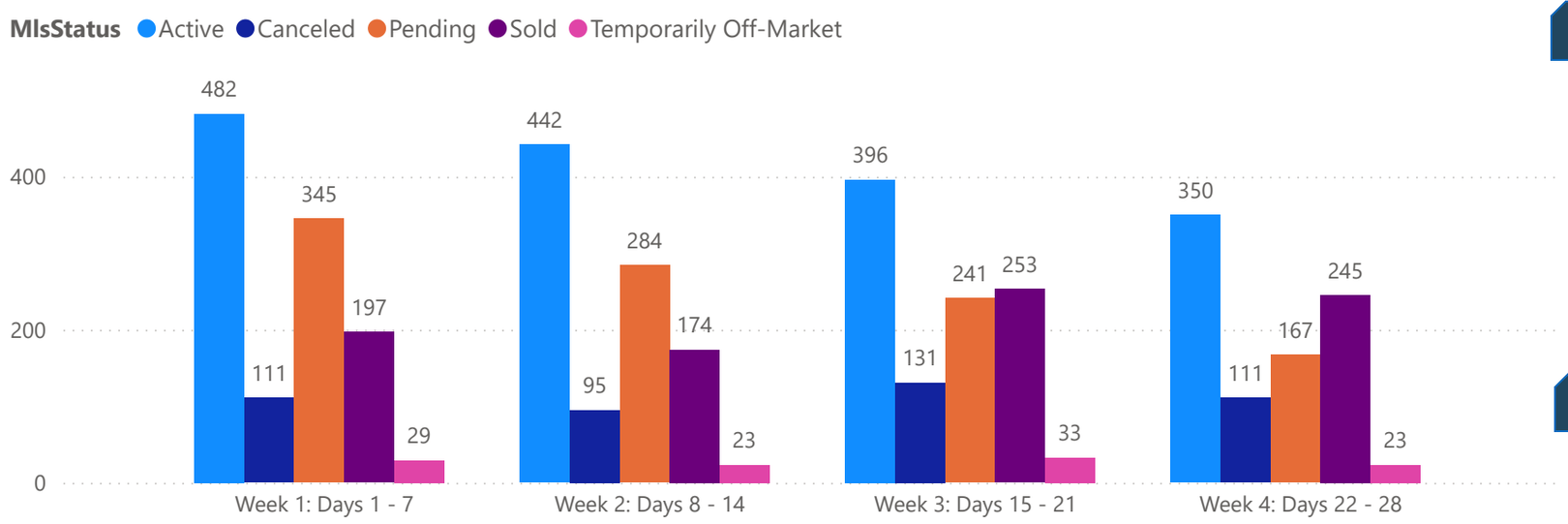

All data is current as of today, though some MLS statuses may have changed from prior days.

TOTALS

MLS Status	4 Week Total
Active	1670
Canceled	448
Pending	1037
Sold	869
Temporarily Off-Market	108

DAILY MARKET CHANGE

Category	Sum of Hillsborough
Back on the Market	12
New Listings	64
Price Decrease	90
Price Increase	2

*Back on Market can be from these sources - Pending, Temp Off Market, Cancelled and Expired Listing)

7 DAY SOLD COMPARISON

Closed Prior Year	Volume	Count
Thursday, November 19, 2026	$10,023,979	17
Wednesday, November 18, 2026	$18,367,490	34
Tuesday, November 17, 2026	$20,912,865	41
Monday, November 16, 2026	$31,189,390	49
Sunday, November 15, 2026	$341,700	1
Saturday, November 14, 2026	$712,190	2
Friday, November 13, 2026	$32,164,627	53
Total	**$113,712,241**	**197**

Closed Prior Year	Volume	Count
Tuesday, November 18, 2025	$15,804,228	36
Monday, November 17, 2025	$31,292,766	67
Saturday, November 15, 2025	$2,624,700	7
Friday, November 14, 2025	$46,826,842	93
Thursday, November 13, 2025	$17,304,200	32
Wednesday, November 12, 2025	$22,118,290	43
Total	**$135,971,026**	**278**

SUNCOAST TAMPA ASSOCIATION OF REALTORS®

4 WEEK REAL ESTATE MARKET REPORT
HILLSBOROUGH COUNTY - CONDO
11/19/2026

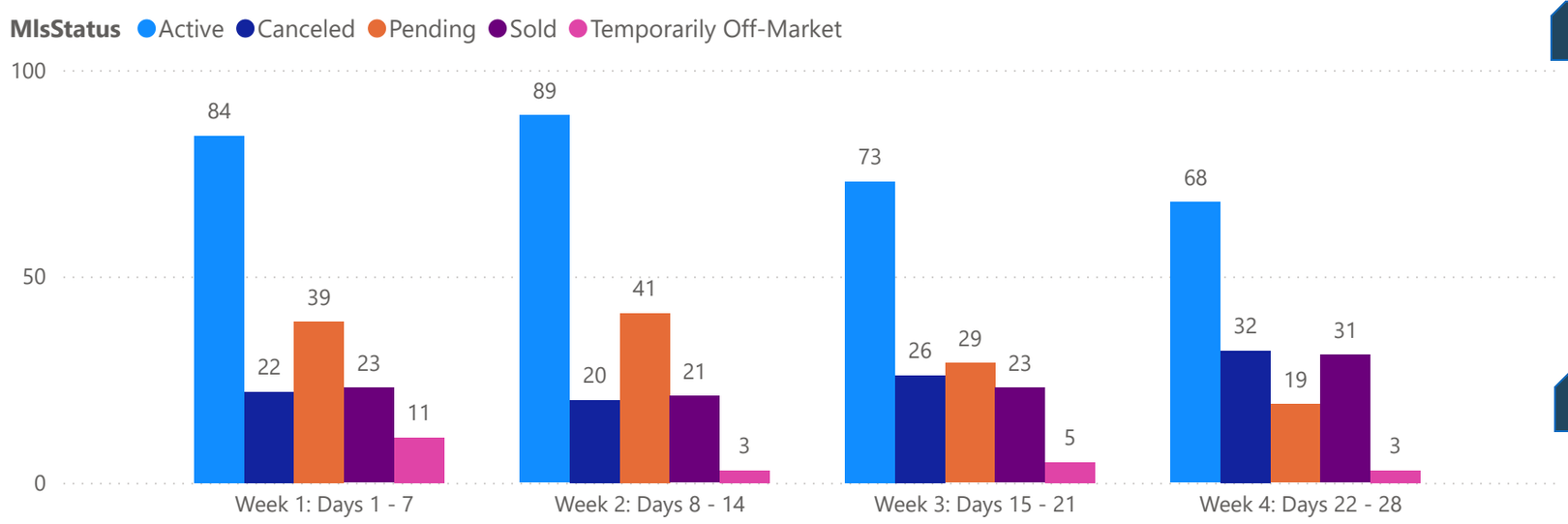

All data is current as of today, though some MLS statuses may have changed from prior days.

TOTALS

MLS Status	4 Week Total
Active	314
Canceled	100
Pending	128
Sold	98
Temporarily Off-Market	22

DAILY MARKET CHANGE

Category	Sum of Hillsborough
Back on the Market	0
New Listings	8
Price Decrease	12
Price Increase	0

*Back on Market can be from these sources - Pending, Temp Off Market, Cancelled and Expired Listing)

7 DAY SOLD COMPARISON

Closed Prior Year	Volume	Count
Thursday, November 19, 2026	$1,231,900	5
Wednesday, November 18, 2026	$1,231,500	3
Tuesday, November 17, 2026	$1,820,500	5
Monday, November 16, 2026	$1,460,000	6
Friday, November 13, 2026	$1,153,460	4
Total	**$6,897,360**	**23**

Closed Prior Year	Volume	Count
Tuesday, November 18, 2025	$939,900	4
Monday, November 17, 2025	$2,369,900	7
Friday, November 14, 2025	$2,867,500	12
Thursday, November 13, 2025	$290,000	2
Wednesday, November 12, 2025	$2,155,000	6
Total	**$8,622,300**	**31**

SUNCOAST TAMPA ASSOCIATION OF REALTORS®

4 WEEK REAL ESTATE MARKET REPORT
SARASOTA COUNTY - SINGLE FAMILY HOME
11/19/2026

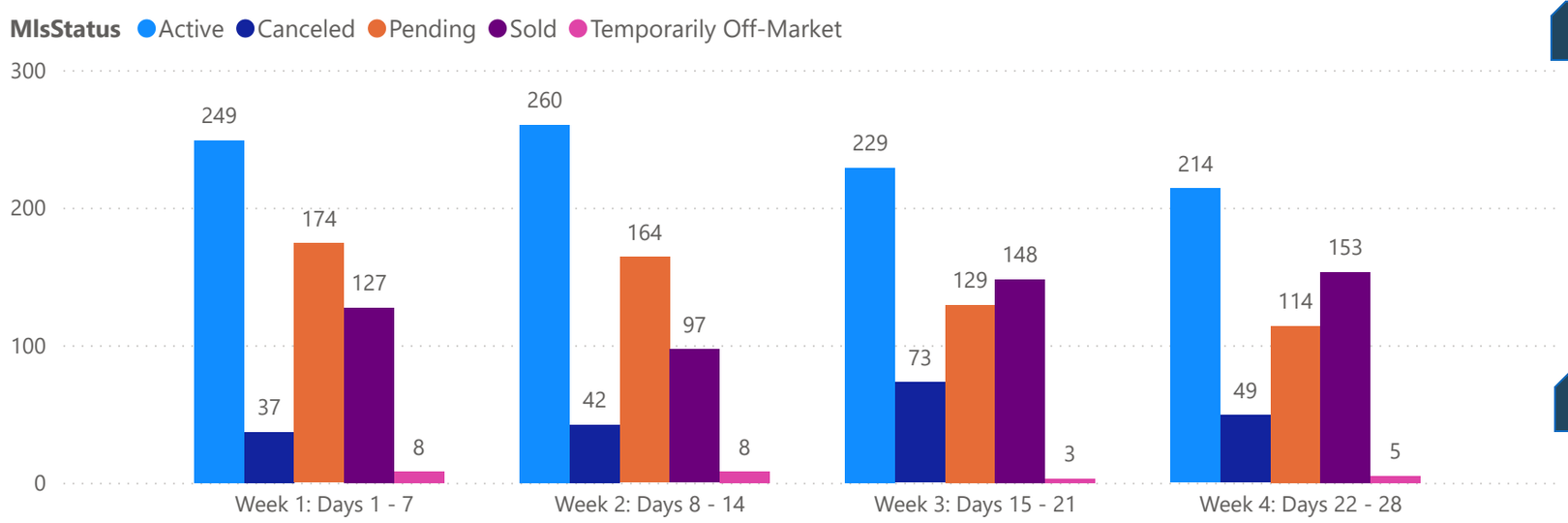

All data is current as of today, though some MLS statuses may have changed from prior days.

TOTALS

MLS Status	4 Week Total
Active	952
Canceled	201
Pending	581
Sold	525
Temporarily Off-Market	24

DAILY MARKET CHANGE

Category	Sum of Sarasota
Back on the Market	9
New Listings	39
Price Decrease	37
Price Increase	1

*Back on Market can be from these sources - Pending, Temp Off Market, Cancelled and Expired Listing)

7 DAY SOLD COMPARISON

Closed Prior Year	Volume	Count
Thursday, November 19, 2026	$13,634,102	17
Wednesday, November 18, 2026	$10,153,538	15
Tuesday, November 17, 2026	$16,067,389	26
Monday, November 16, 2026	$15,748,934	27
Saturday, November 14, 2026	$720,000	1
Friday, November 13, 2026	$28,182,880	41
Total	**$84,506,843**	**127**

Closed Prior Year	Volume	Count
Tuesday, November 18, 2025	$17,257,881	20
Monday, November 17, 2025	$18,168,335	38
Saturday, November 15, 2025	$2,680,270	2
Friday, November 14, 2025	$32,605,376	50
Thursday, November 13, 2025	$21,571,489	23
Wednesday, November 12, 2025	$22,849,809	36
Total	**$115,133,160**	**169**

SUNCOAST TAMPA ASSOCIATION OF REALTORS®

4 WEEK REAL ESTATE MARKET REPORT
SARASOTA COUNTY - CONDO
11/19/2026

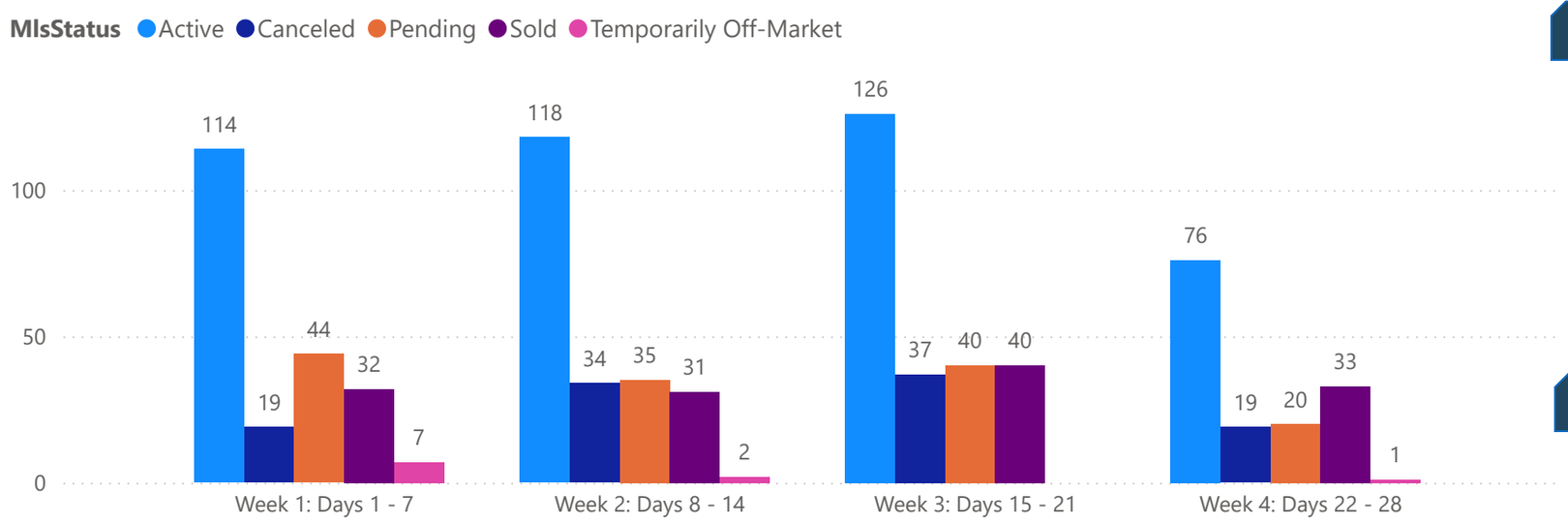

All data is current as of today, though some MLS statuses may have changed from prior days.

TOTALS

MLS Status	4 Week Total
Active	434
Canceled	109
Pending	139
Sold	136
Temporarily Off-Market	10

DAILY MARKET CHANGE

Category	Sum of Sarasota
Back on the Market	2
New Listings	17
Price Decrease	6
Price Increase	1

*Back on Market can be from these sources - Pending, Temp Off Market, Cancelled and Expired Listing)

7 DAY SOLD COMPARISON

Closed Prior Year	Volume	Count
Thursday, November 19, 2026	$5,210,000	5
Wednesday, November 18, 2026	$4,374,775	5
Tuesday, November 17, 2026	$12,053,601	14
Monday, November 16, 2026	$1,820,000	4
Friday, November 13, 2026	$2,987,000	4
Total	**$26,445,376**	**32**

Closed Prior Year	Volume	Count
Tuesday, November 18, 2025	$2,730,280	7
Monday, November 17, 2025	$7,299,000	10
Friday, November 14, 2025	$7,634,000	15
Thursday, November 13, 2025	$1,965,000	4
Wednesday, November 12, 2025	$8,840,500	12
Total	**$28,468,780**	**48**

SUNCOAST TAMPA ASSOCIATION OF REALTORS®

4 WEEK REAL ESTATE MARKET REPORT
MANATEE COUNTY - SINGLE FAMILY HOME
11/19/2026

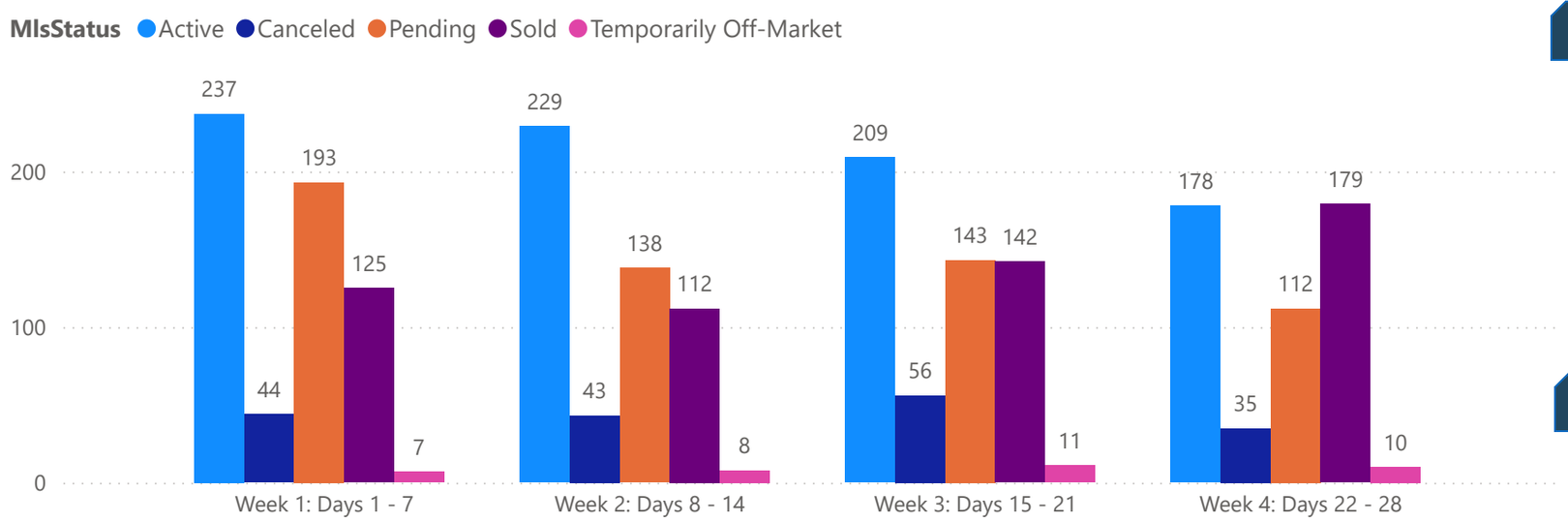

All data is current as of today, though some MLS statuses may have changed from prior days.

TOTALS

MLS Status	4 Week Total
Active	853
Canceled	178
Pending	586
Sold	558
Temporarily Off-Market	36

DAILY MARKET CHANGE

Category	Sum of Manatee
Back on the Market	5
New Listings	35
Price Decrease	64
Price Increase	10

*Back on Market can be from these sources - Pending, Temp Off Market, Cancelled and Expired Listing)

7 DAY SOLD COMPARISON

Closed Prior Year	Volume	Count
Thursday, November 19, 2026	$9,511,400	15
Wednesday, November 18, 2026	$12,858,071	21
Tuesday, November 17, 2026	$11,101,590	16
Monday, November 16, 2026	$19,713,214	29
Saturday, November 14, 2026	$400,000	1
Friday, November 13, 2026	$20,305,052	43
Total	**$73,889,327**	**125**

Closed Prior Year	Volume	Count
Tuesday, November 18, 2025	$15,930,147	29
Monday, November 17, 2025	$20,099,380	36
Sunday, November 16, 2025	$1,357,500	2
Friday, November 14, 2025	$39,721,959	62
Thursday, November 13, 2025	$15,079,585	31
Wednesday, November 12, 2025	$16,194,866	25
Total	**$108,383,437**	**185**

SUNCOAST TAMPA ASSOCIATION OF REALTORS®

4 WEEEK REAL ESTATE MARKET REPORT
MANATEE COUNTY - CONDO
11/19/2026

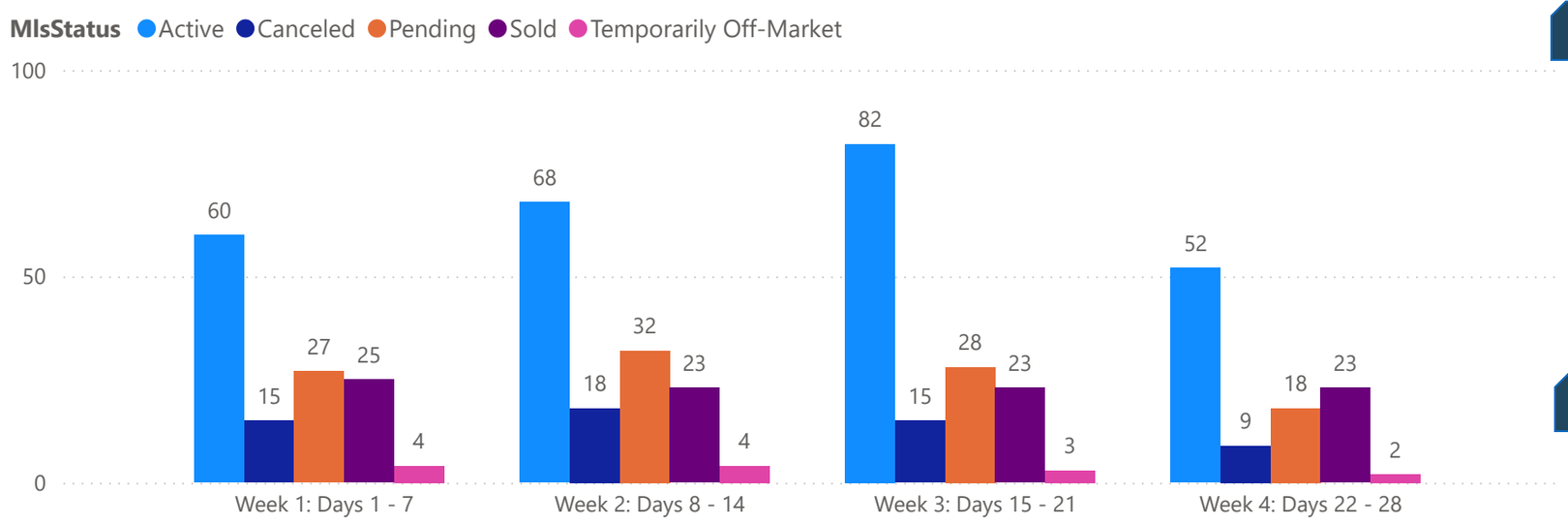

TOTALS

MLS Status	4 Week Total
Active	262
Canceled	57
Pending	105
Sold	94
Temporarily Off-Market	13

DAILY MARKET CHANGE

Category	Sum of Manatee
Back on the Market	0
New Listings	5
Price Decrease	13
Price Increase	0

*Back on Market can be from these sources - Pending, Temp Off Market, Cancelled and Expired Listing)

7 DAY SOLD COMPARISON

Closed Prior Year	Volume	Count
Thursday, November 19, 2026	$1,937,500	2
Wednesday, November 18, 2026	$1,672,500	9
Tuesday, November 17, 2026	$710,000	4
Monday, November 16, 2026	$376,900	3
Saturday, November 14, 2026	$362,000	1
Friday, November 13, 2026	$1,660,900	6
Total	**$6,719,800**	**25**

Closed Prior Year	Volume	Count
Tuesday, November 18, 2025	$2,727,868	7
Monday, November 17, 2025	$1,185,000	5
Friday, November 14, 2025	$472,500	2
Thursday, November 13, 2025	$2,646,350	7
Wednesday, November 12, 2025	$1,479,980	4
Total	**$8,511,698**	**25**

SUNCOAST TAMPA ASSOCIATION OF REALTORS®