SUNCOAST TAMPA
ASSOCIATION OF REALTORS®

4 WEEK REAL ESTATE MARKET REPORT

Sunday, November 22, 2026

As of: Monday, November 23, 2026

1	Report Breakdown
2	Cumulative Tampa Bay Report - Single Family Home
3	Cumulative Tampa Bay Report - Condominium
4	Pinellas County - Single Family Home
5	Pinellas County - Condominium
6	Pasco County - Single Family Home
7	Pasco County - Condominium
8	Hillsborough County - Single Family Home
9	Hillsborough County - Condominium
10	Sarasota County - Single Family Home
11	Sarasota County - Condominium
12	Manatee County - Single Family Home
13	Manatee County - Condominium

4 WEEK REAL ESTATE MARKET REPORT

REPORT BREAKDOWN

Sunday, November 22, 2026

as of: 11/23/2026

Day 1	**Sunday, November 22, 2026**
Day 2	**Saturday, November 21, 2026**
Day 3	**Friday, November 20, 2026**
Day 4	**Thursday, November 19, 2026**
Day 5	**Wednesday, November 18, 2026**
Day 6	**Monday, November 23, 2026**
Day 7	**Sunday, November 22, 2026**
Day 8	**Saturday, November 21, 2026**
Day 9	**Friday, November 20, 2026**
Day 10	**Thursday, November 19, 2026**
Day 11	**Wednesday, November 18, 2026**
Day 12	**Tuesday, November 17, 2026**
Day 13	**Monday, November 16, 2026**
Day 14	**Sunday, November 15, 2026**
Day 15	**Saturday, November 14, 2026**
Day 16	**Friday, November 13, 2026**
Day 17	**Thursday, November 12, 2026**
Day 18	**Wednesday, November 11, 2026**
Day 19	**Tuesday, November 10, 2026**
Day 20	**Monday, November 9, 2026**
Day 21	**Sunday, November 8, 2026**
Day 22	**Saturday, November 7, 2026**
Day 23	**Friday, November 6, 2026**
Day 24	**Thursday, November 5, 2026**
Day 25	**Wednesday, November 4, 2026**
Day 26	**Tuesday, November 3, 2026**
Day 27	**Monday, November 2, 2026**
Day 28	**Sunday, November 1, 2026**

REPORT BREAKDOWN

GRAPH:

Active - Newly listed during the date range

Pending - Status changed to 'pending' during the date range

Sold - Closed during the date range

Canceled - Canceled during the date range

Temp off Market - Status changed to 'temp' off market' during the date range

The date ranges are not cumulative.

Day 1: Sunday, November 22, 2026

Day 28: Sunday, November 1, 2026

TOTALS:

4 Weeks: The summation of each date range (Day 1 - Day 28)

Market Changes

Day 1's New Listings, Price Increase, Price Decreases and Back on Market

Manatee County - Single Family Home

7 Day Sold Comparison

Compares the sold amount and volume in the last 7 days against the same timeframe in the prior year and days 8 - days 14.

4 WEEK REAL ESTATE MARKET REPORT
TAMPA BAY - SINGLE FAMILY HOME
11/22/2026

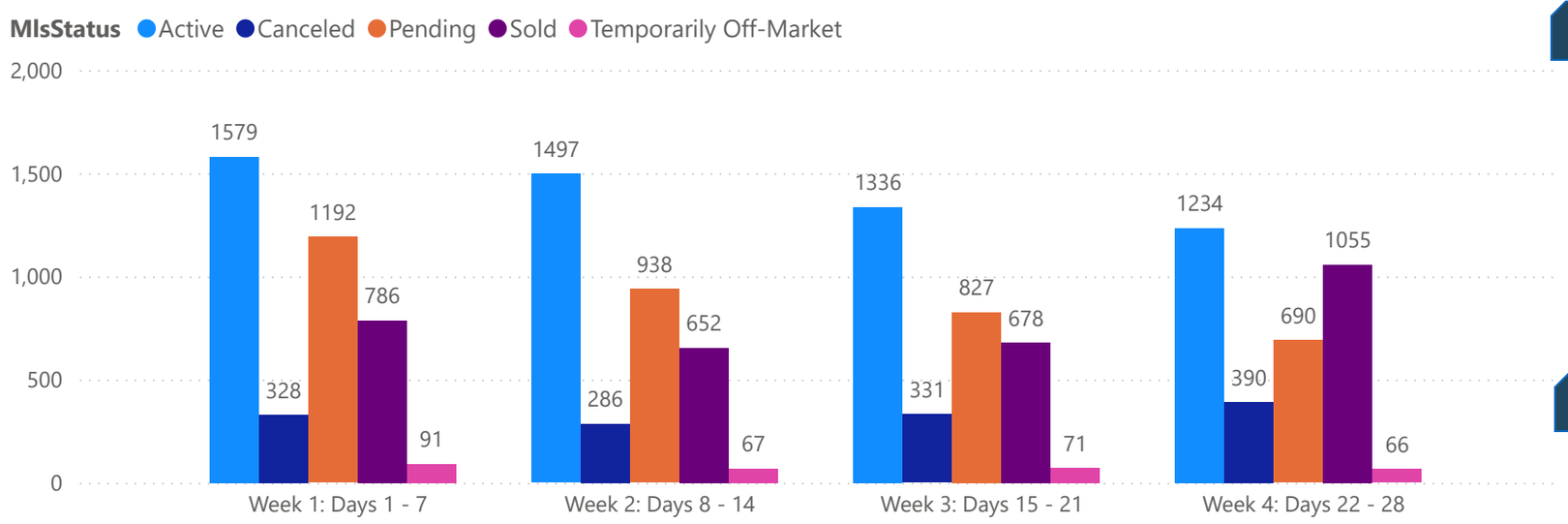

All data is current as of today, though some MLS statuses may have changed from prior days.

TOTALS

MLS Status	4 Week Total
Active	5646
Canceled	1335
Pending	3647
Sold	3171
Temporarily Off-Market	295

DAILY MARKET CHANGE

Category	Sum of Total
Back on the Market	22
New Listings	57
Price Decrease	108
Price Increase	8

*Back on Market can be from these sources - Pending, Temp Off Market, Cancelled and Expired Listing)

7 DAY SOLD COMPARISON

Closed Prior Year	Volume	Count
Sunday, November 22, 2026	$3,622,422	4
Saturday, November 21, 2026	$272,500	1
Friday, November 20, 2026	$118,174,295	180
Thursday, November 19, 2026	$86,704,656	147
Wednesday, November 18, 2026	$69,013,988	124
Tuesday, November 17, 2026	$81,674,324	146
Monday, November 16, 2026	$108,220,484	184
Total	**$467,682,669**	**786**

Closed Prior Year	Volume	Count
Friday, November 21, 2025	$175,706,485	338
Thursday, November 20, 2025	$109,641,209	206
Wednesday, November 19, 2025	$90,610,015	151
Tuesday, November 18, 2025	$79,573,215	149
Monday, November 17, 2025	$101,380,059	204
Sunday, November 16, 2025	$1,852,500	3
Saturday, November 15, 2025	$7,542,870	13
Total	**$566,306,353**	**1064**

SUNCOAST TAMPA ASSOCIATION OF REALTORS®

4 WEEK REAL ESTATE MARKET REPORT
TAMPA BAY - CONDO
11/22/2026

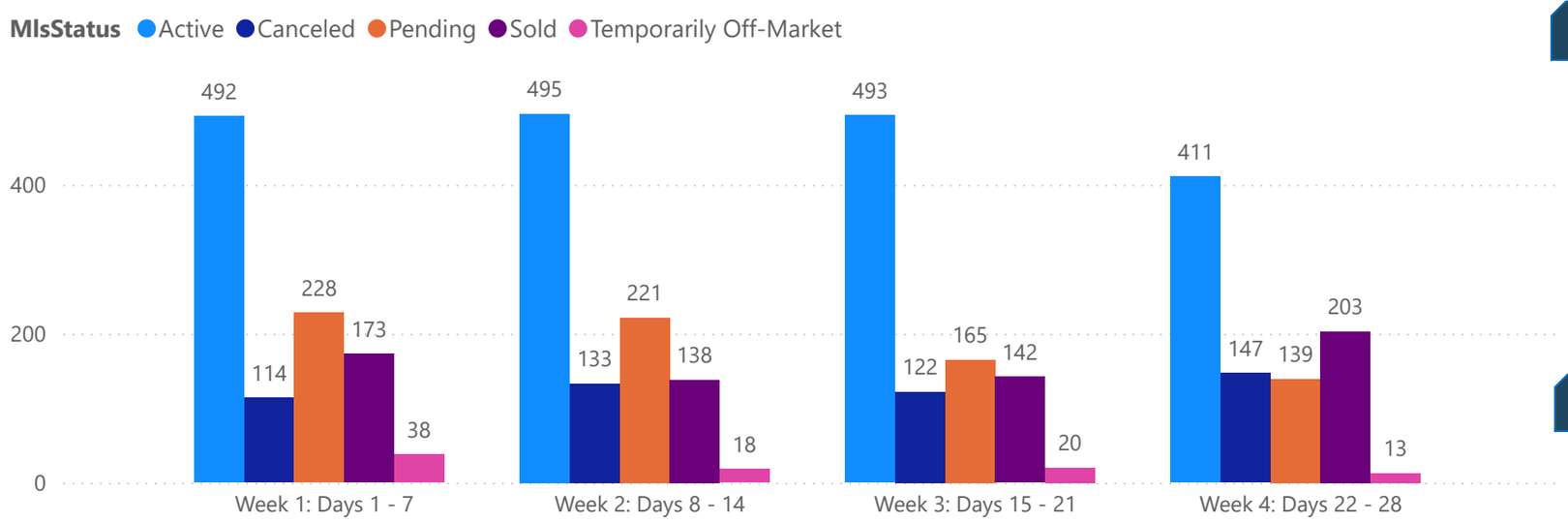

All data is current as of today, though some MLS statuses may have changed from prior days.

TOTALS

MLS Status	4 Week Total
Active	1891
Canceled	516
Pending	753
Sold	656
Temporarily Off-Market	89

DAILY MARKET CHANGE

Category	Sum of Total
Back on the Market	3
New Listings	28
Price Decrease	40
Price Increase	1

*Back on Market can be from these sources - Pending, Temp Off Market, Cancelled and Expired Listing)

7 DAY SOLD COMPARISON

Closed Prior Year	Volume	Count
Friday, November 20, 2026	$15,955,150	33
Thursday, November 19, 2026	$15,523,728	39
Wednesday, November 18, 2026	$9,701,275	27
Tuesday, November 17, 2026	$22,852,301	37
Monday, November 16, 2026	$12,197,300	37
Total	**$76,229,754**	**173**

Closed Prior Year	Volume	Count
Friday, November 21, 2025	$23,784,990	57
Thursday, November 20, 2025	$9,258,900	28
Wednesday, November 19, 2025	$9,591,900	33
Tuesday, November 18, 2025	$11,357,325	33
Monday, November 17, 2025	$14,040,300	37
Total	**$68,033,415**	**188**

SUNCOAST TAMPA ASSOCIATION OF REALTORS®

4 WEEK REAL ESTATE MARKET REPORT
PINELLAS COUNTY - SINGLE FAMILY HOME
11/22/2026

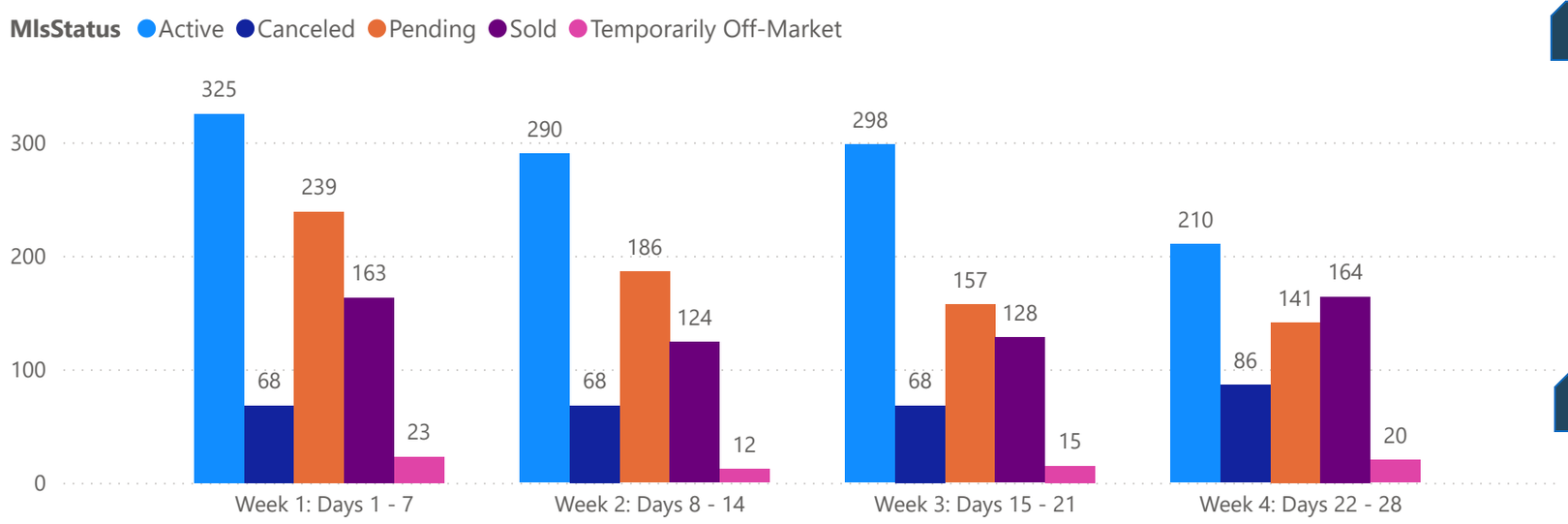

All data is current as of today, though some MLS statuses may have changed from prior days.

TOTALS

MLS Status	4 Week Total
Active	1123
Canceled	290
Pending	723
Sold	579
Temporarily Off-Market	70

DAILY MARKET CHANGE

Category	Sum of Pinellas
Back on the Market	5
New Listings	12
Price Decrease	17
Price Increase	2

*Back on Market can be from these sources - Pending, Temp Off Market, Cancelled and Expired Listing)

7 DAY SOLD COMPARISON

Closed Prior Year	Volume	Count
Friday, November 20, 2026	$19,956,500	38
Thursday, November 19, 2026	$16,387,386	27
Wednesday, November 18, 2026	$15,620,800	25
Tuesday, November 17, 2026	$22,217,525	33
Monday, November 16, 2026	$23,004,887	40
Total	**$97,187,098**	**163**

Closed Prior Year	Volume	Count
Friday, November 21, 2025	$43,047,900	77
Thursday, November 20, 2025	$24,711,980	46
Wednesday, November 19, 2025	$16,663,750	30
Tuesday, November 18, 2025	$14,813,150	30
Monday, November 17, 2025	$18,846,100	33
Sunday, November 16, 2025	$495,000	1
Saturday, November 15, 2025	$1,578,900	3
Total	**$120,156,780**	**220**

SUNCOAST TAMPA ASSOCIATION OF REALTORS®

4 WEEK REAL ESTATE MARKET REPORT
PINELLAS COUNTY - CONDO
11/22/2026

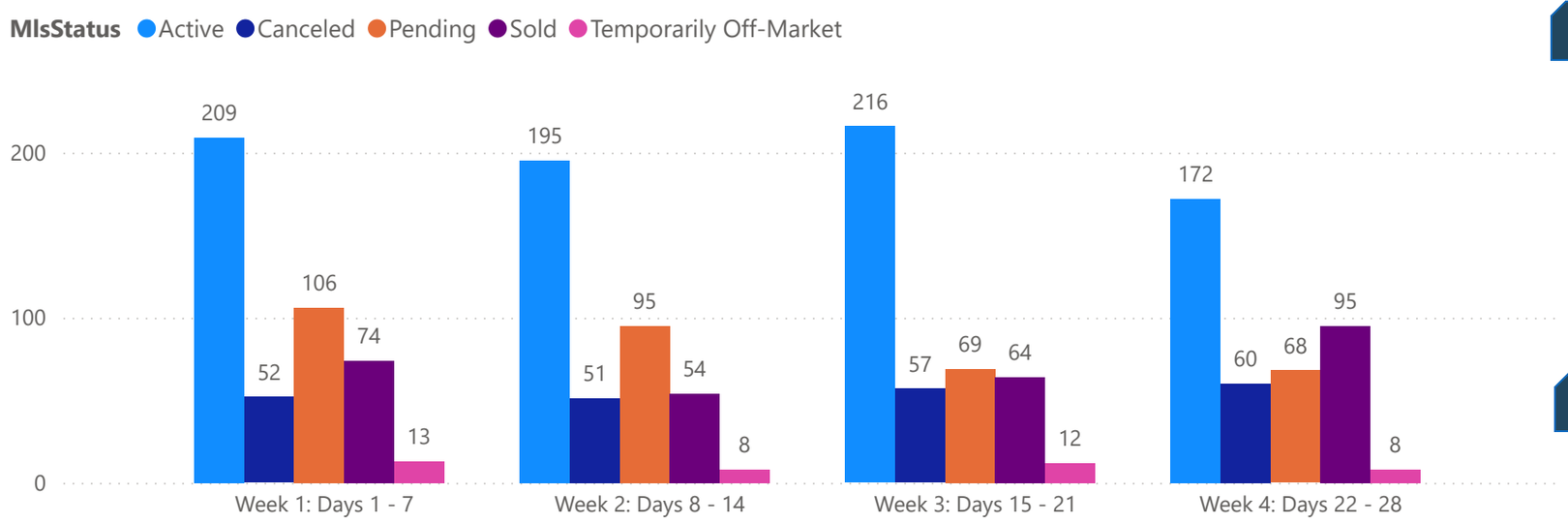

All data is current as of today, though some MLS statuses may have changed from prior days.

TOTALS

MLS Status	4 Week Total
Active	792
Canceled	220
Pending	338
Sold	287
Temporarily Off-Market	41

DAILY MARKET CHANGE

Category	Sum of Pinellas
Back on the Market	1
New Listings	10
Price Decrease	14
Price Increase	2

*Back on Market can be from these sources - Pending, Temp Off Market, Cancelled and Expired Listing)

7 DAY SOLD COMPARISON

Closed Prior Year	Volume	Count
Friday, November 20, 2026	$4,996,500	15
Thursday, November 19, 2026	$4,952,330	17
Wednesday, November 18, 2026	$2,072,000	9
Tuesday, November 17, 2026	$8,023,300	12
Monday, November 16, 2026	$8,011,400	21
Total	**$28,055,530**	**74**

Closed Prior Year	Volume	Count
Friday, November 21, 2025	$8,709,000	19
Thursday, November 20, 2025	$2,879,000	10
Wednesday, November 19, 2025	$2,254,900	9
Tuesday, November 18, 2025	$4,789,277	14
Monday, November 17, 2025	$2,700,500	12
Total	**$21,332,677**	**64**

SUNCOAST TAMPA ASSOCIATION OF REALTORS®

4 WEEK REAL ESTATE MARKET REPORT
PASCO COUNTY - SINGLE FAMILY HOME
11/22/2026

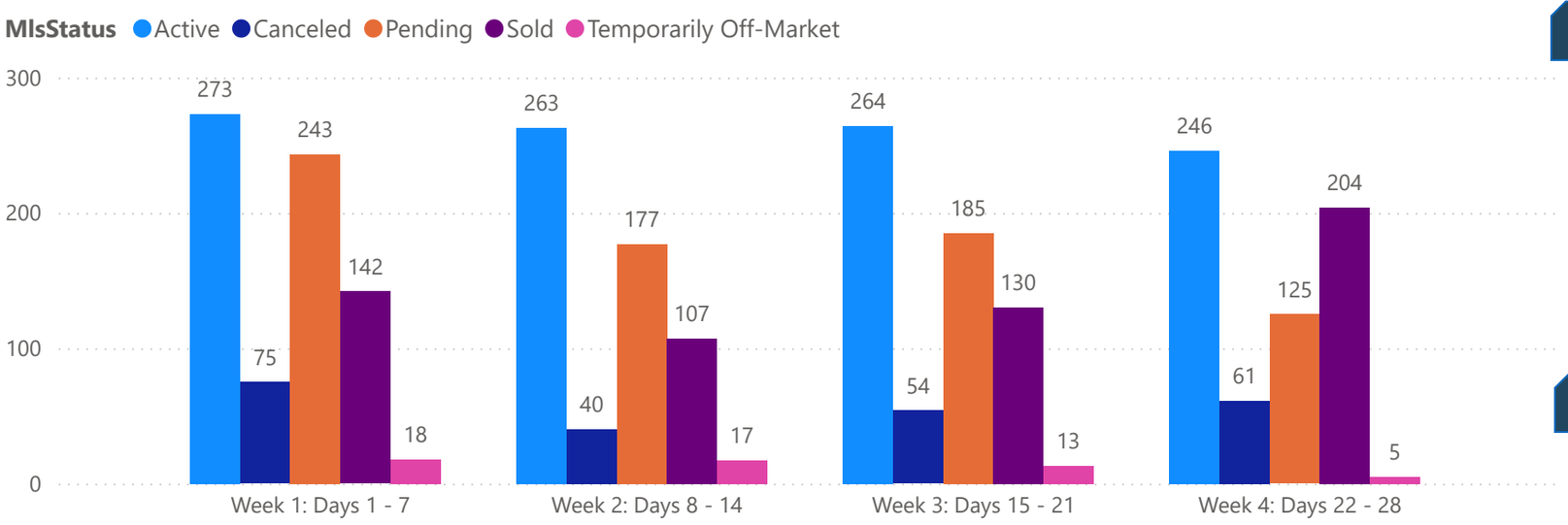

All data is current as of today, though some MLS statuses may have changed from prior days.

TOTALS

MLS Status	4 Week Total
Active	1046
Canceled	230
Pending	730
Sold	583
Temporarily Off-Market	53

DAILY MARKET CHANGE

Category	Sum of Pasco
Back on the Market	3
New Listings	8
Price Decrease	29
Price Increase	3

*Back on Market can be from these sources - Pending, Temp Off Market, Cancelled and Expired Listing)

7 DAY SOLD COMPARISON

Closed Prior Year	Volume	Count
Friday, November 20, 2026	$7,880,872	22
Thursday, November 19, 2026	$14,392,442	34
Wednesday, November 18, 2026	$8,142,480	22
Tuesday, November 17, 2026	$10,590,955	28
Monday, November 16, 2026	$17,475,159	36
Total	**$58,481,908**	**142**

Closed Prior Year	Volume	Count
Friday, November 21, 2025	$23,943,557	59
Thursday, November 20, 2025	$16,222,571	38
Wednesday, November 19, 2025	$12,583,986	27
Tuesday, November 18, 2025	$15,767,809	34
Monday, November 17, 2025	$12,973,478	30
Saturday, November 15, 2025	$659,000	1
Total	**$82,150,401**	**189**

SUNCOAST TAMPA ASSOCIATION OF REALTORS®

4 WEEK REAL ESTATE MARKET REPORT
PASCO COUNTY - CONDO
11/22/2026

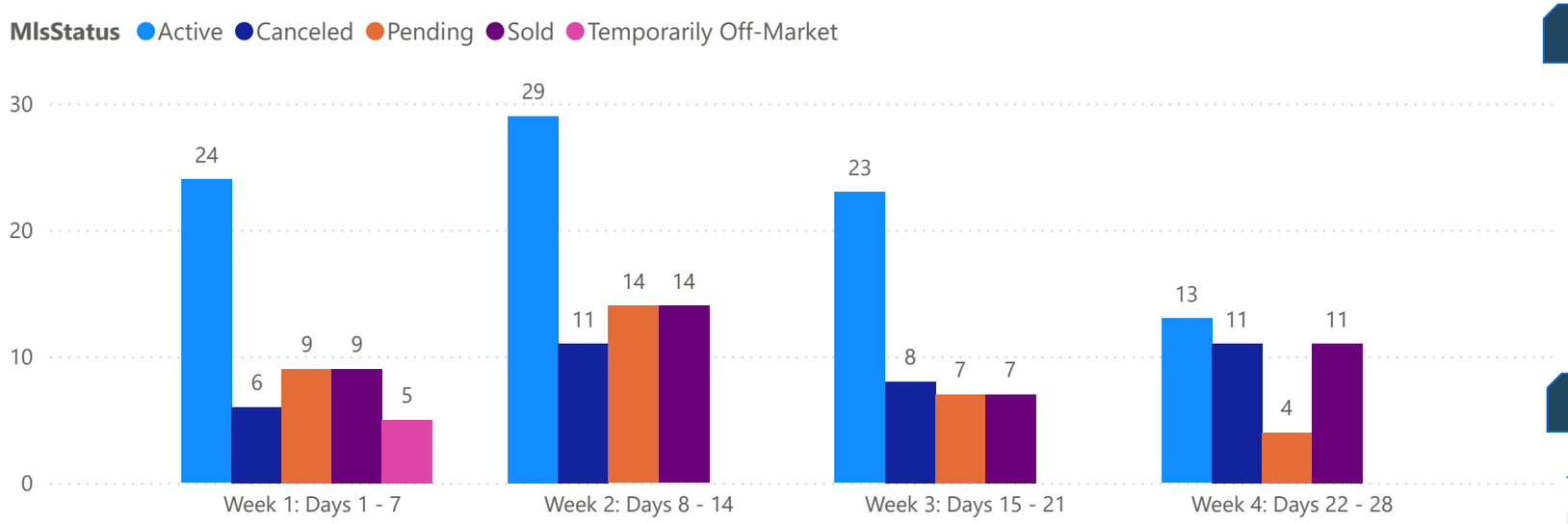

All data is current as of today, though some MLS statuses may have changed from prior days.

TOTALS

MLS Status	4 Week Total
Active	89
Canceled	36
Pending	34
Sold	41
Temporarily Off-Market	5

DAILY MARKET CHANGE

Category	Sum of Pasco
Back on the Market	0
New Listings	0
Price Decrease	3
Price Increase	0

*Back on Market can be from these sources - Pending, Temp Off Market, Cancelled and Expired Listing)

7 DAY SOLD COMPARISON

Closed Prior Year	Volume	Count
Friday, November 20, 2026	$426,000	3
Thursday, November 19, 2026	$53,000	1
Tuesday, November 17, 2026	$244,900	2
Monday, November 16, 2026	$529,000	3
Total	**$1,252,900**	**9**

Closed Prior Year	Volume	Count
Friday, November 21, 2025	$502,000	4
Thursday, November 20, 2025	$160,000	2
Wednesday, November 19, 2025	$364,900	4
Tuesday, November 18, 2025	$170,000	1
Monday, November 17, 2025	$485,900	3
Total	**$1,682,800**	**14**

SUNCOAST TAMPA ASSOCIATION OF REALTORS®

4 WEEK REAL ESTATE MARKET REPORT
HILLSBOROUGH COUNTY - SINGLE FAMILY HOME
11/22/2026

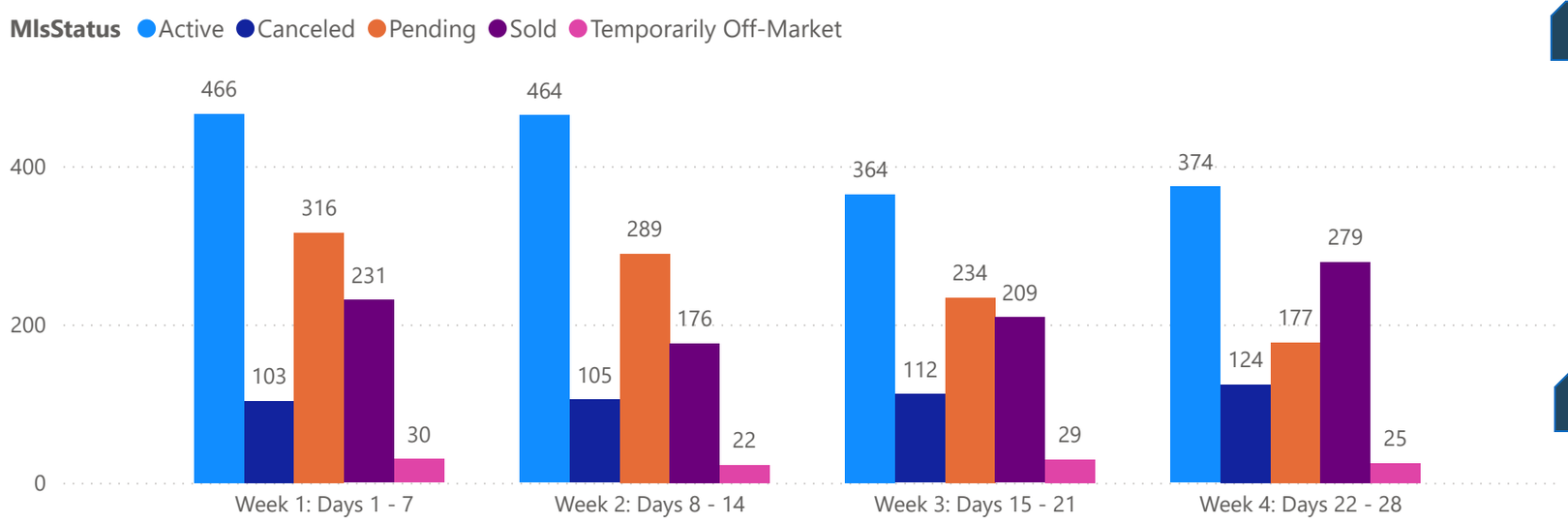

All data is current as of today, though some MLS statuses may have changed from prior days.

TOTALS

MLS Status	4 Week Total
Active	1668
Canceled	444
Pending	1016
Sold	895
Temporarily Off-Market	106

DAILY MARKET CHANGE

Category	Sum of Hillsborough
Back on the Market	4
New Listings	10
Price Decrease	26
Price Increase	0

*Back on Market can be from these sources - Pending, Temp Off Market, Cancelled and Expired Listing)

7 DAY SOLD COMPARISON

Closed Prior Year	Volume	Count
Sunday, November 22, 2026	$2,460,989	3
Saturday, November 21, 2026	$272,500	1
Friday, November 20, 2026	$39,358,991	61
Thursday, November 19, 2026	$18,077,779	35
Wednesday, November 18, 2026	$20,620,789	38
Tuesday, November 17, 2026	$21,261,865	42
Monday, November 16, 2026	$32,109,390	51
Total	**$134,162,303**	**231**

Closed Prior Year	Volume	Count
Friday, November 21, 2025	$46,189,833	98
Thursday, November 20, 2025	$20,454,454	46
Wednesday, November 19, 2025	$25,364,472	46
Tuesday, November 18, 2025	$15,804,228	36
Monday, November 17, 2025	$31,292,766	67
Saturday, November 15, 2025	$2,624,700	7
Total	**$141,730,453**	**300**

SUNCOAST TAMPA ASSOCIATION OF REALTORS®

4 WEEK REAL ESTATE MARKET REPORT
HILLSBOROUGH COUNTY - CONDO
11/22/2026

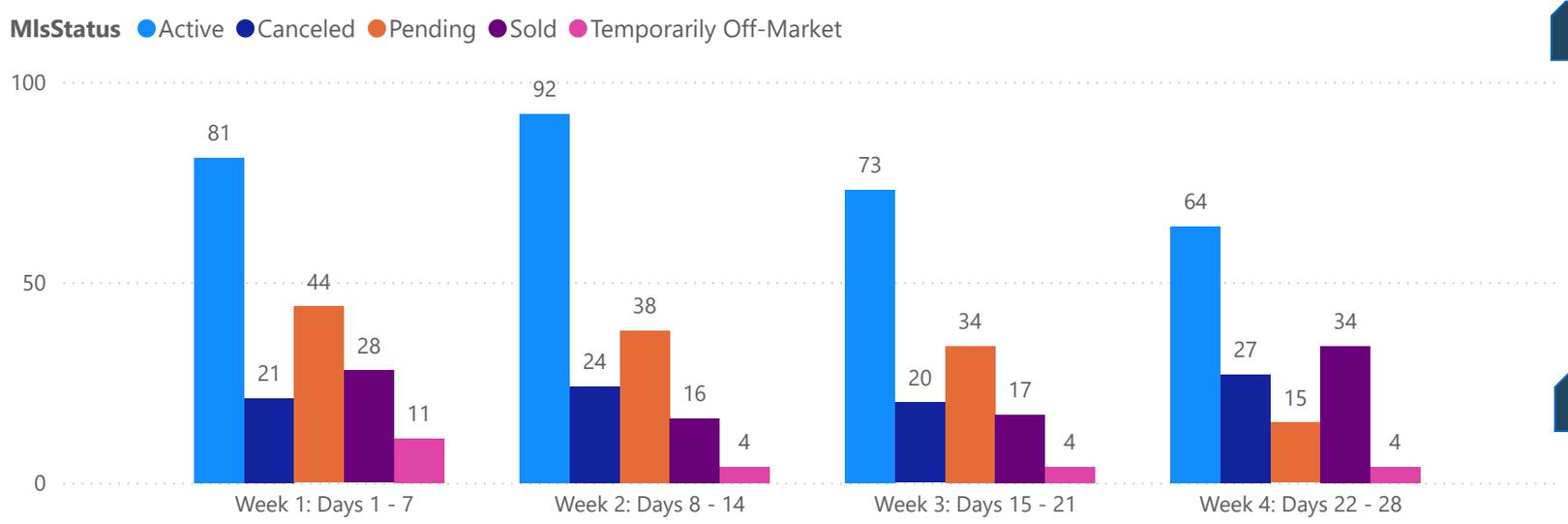

All data is current as of today, though some MLS statuses may have changed from prior days.

TOTALS

MLS Status	4 Week Total
Active	310
Canceled	92
Pending	131
Sold	95
Temporarily Off-Market	23

DAILY MARKET CHANGE

Category	Sum of Hillsborough
Back on the Market	1
New Listings	1
Price Decrease	2
Price Increase	0

*Back on Market can be from these sources - Pending, Temp Off Market, Cancelled and Expired Listing)

7 DAY SOLD COMPARISON

Closed Prior Year	Volume	Count
Friday, November 20, 2026	$2,851,900	6
Thursday, November 19, 2026	$1,578,900	8
Wednesday, November 18, 2026	$1,231,500	3
Tuesday, November 17, 2026	$1,820,500	5
Monday, November 16, 2026	$1,460,000	6
Total	**$8,942,800**	**28**

Closed Prior Year	Volume	Count
Friday, November 21, 2025	$2,005,000	11
Thursday, November 20, 2025	$2,071,900	6
Wednesday, November 19, 2025	$1,784,600	6
Tuesday, November 18, 2025	$939,900	4
Monday, November 17, 2025	$2,369,900	7
Total	**$9,171,300**	**34**

SUNCOAST TAMPA ASSOCIATION OF REALTORS®

4 WEEK REAL ESTATE MARKET REPORT
SARASOTA COUNTY - SINGLE FAMILY HOME
11/22/2026

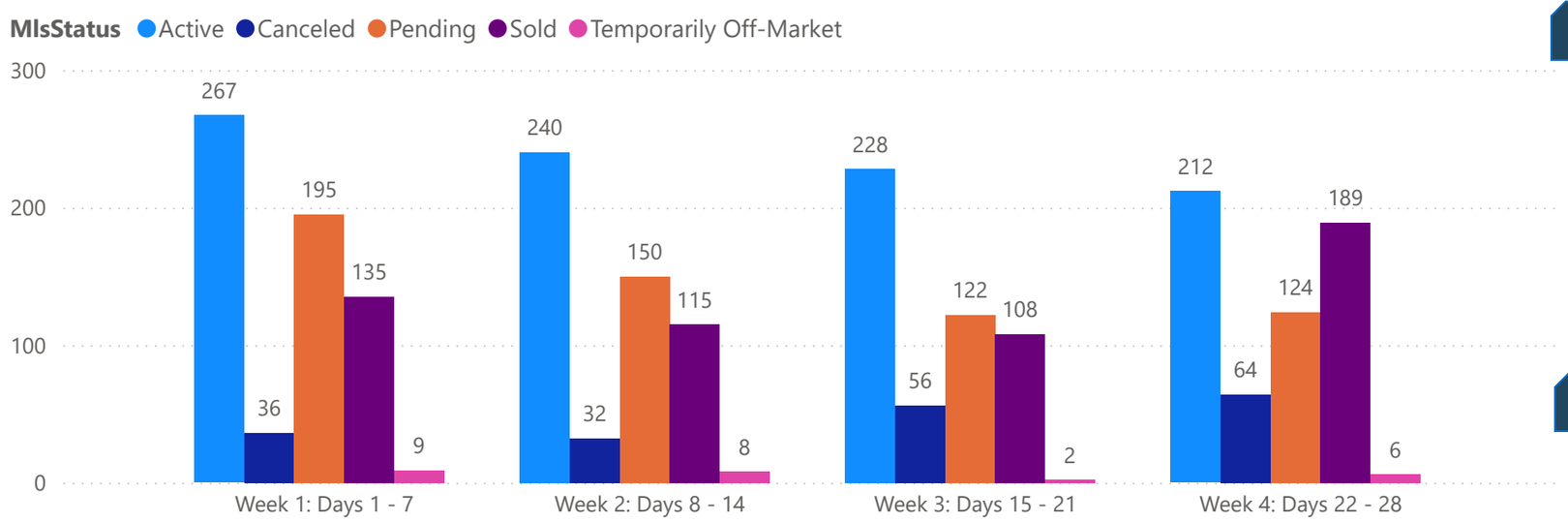

All data is current as of today, though some MLS statuses may have changed from prior days.

TOTALS

MLS Status	4 Week Total
Active	947
Canceled	188
Pending	591
Sold	547
Temporarily Off-Market	25

DAILY MARKET CHANGE

Category	Sum of Sarasota
Back on the Market	2
New Listings	9
Price Decrease	20
Price Increase	0

*Back on Market can be from these sources - Pending, Temp Off Market, Cancelled and Expired Listing)

7 DAY SOLD COMPARISON

Closed Prior Year	Volume	Count
Friday, November 20, 2026	$34,205,055	37
Thursday, November 19, 2026	$19,802,700	27
Wednesday, November 18, 2026	$10,876,848	17
Tuesday, November 17, 2026	$16,067,389	26
Monday, November 16, 2026	$15,917,834	28
Total	**$96,869,826**	**135**

Closed Prior Year	Volume	Count
Friday, November 21, 2025	$34,433,280	53
Thursday, November 20, 2025	$24,531,831	37
Wednesday, November 19, 2025	$12,719,922	26
Tuesday, November 18, 2025	$17,257,881	20
Monday, November 17, 2025	$18,168,335	38
Saturday, November 15, 2025	$2,680,270	2
Total	**$109,791,519**	**176**

SUNCOAST TAMPA ASSOCIATION OF REALTORS®

4 WEEK REAL ESTATE MARKET REPORT
SARASOTA COUNTY - CONDO
11/22/2026

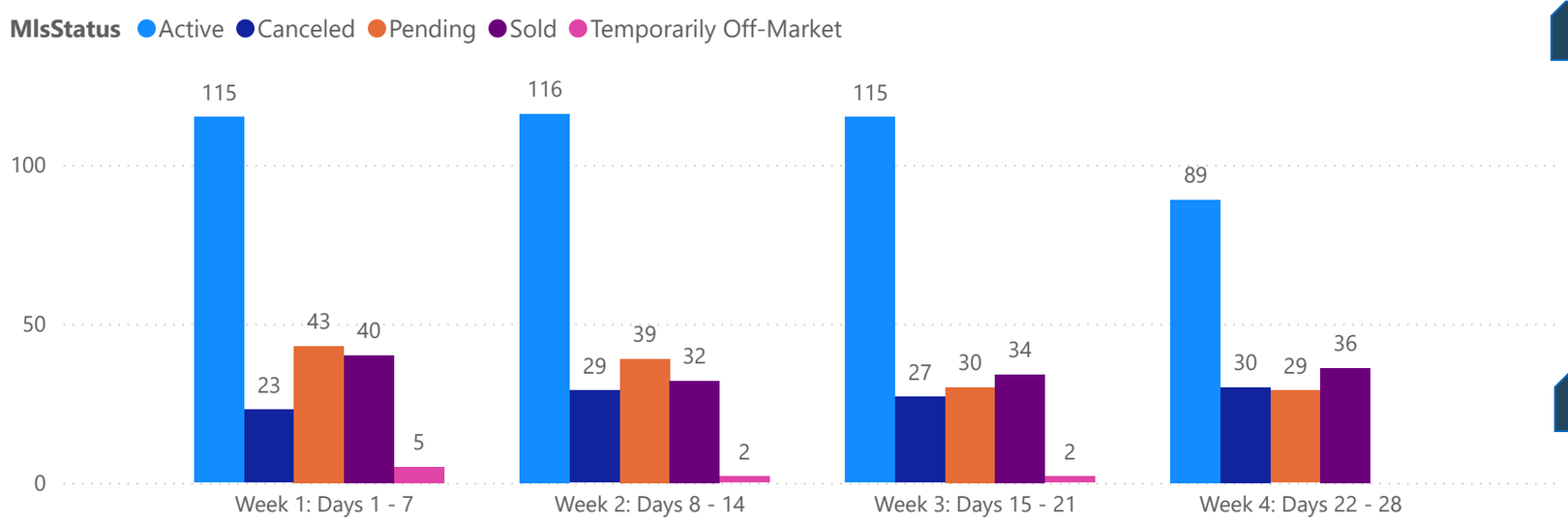

All data is current as of today, though some MLS statuses may have changed from prior days.

TOTALS

MLS Status	4 Week Total
Active	435
Canceled	109
Pending	141
Sold	142
Temporarily Off-Market	9

DAILY MARKET CHANGE

Category	Sum of Sarasota
Back on the Market	0
New Listings	5
Price Decrease	2
Price Increase	0

*Back on Market can be from these sources - Pending, Temp Off Market, Cancelled and Expired Listing)

7 DAY SOLD COMPARISON

Closed Prior Year	Volume	Count
Friday, November 20, 2026	$7,330,750	8
Thursday, November 19, 2026	$6,428,998	8
Wednesday, November 18, 2026	$4,725,275	6
Tuesday, November 17, 2026	$12,053,601	14
Monday, November 16, 2026	$1,820,000	4
Total	**$32,358,624**	**40**

Closed Prior Year	Volume	Count
Friday, November 21, 2025	$8,349,100	10
Thursday, November 20, 2025	$2,500,000	5
Wednesday, November 19, 2025	$3,379,500	7
Tuesday, November 18, 2025	$2,730,280	7
Monday, November 17, 2025	$7,299,000	10
Total	**$24,257,880**	**39**

SUNCOAST TAMPA ASSOCIATION OF REALTORS®

4 WEEK REAL ESTATE MARKET REPORT
MANATEE COUNTY - SINGLE FAMILY HOME
11/22/2026

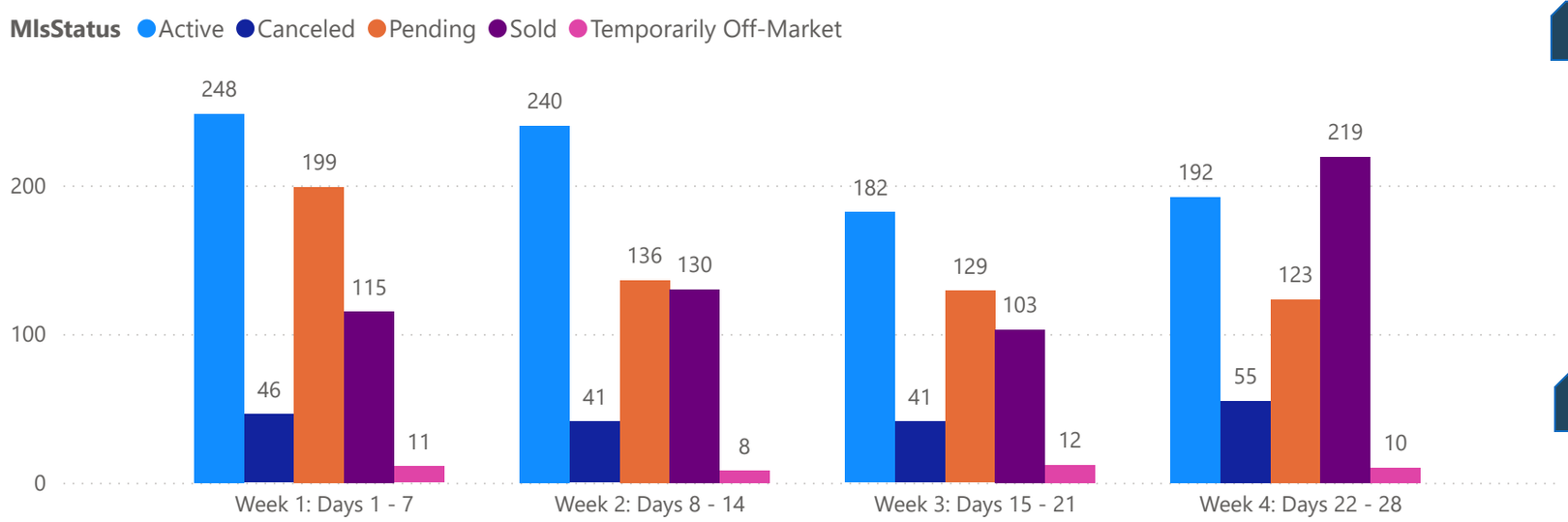

All data is current as of today, though some MLS statuses may have changed from prior days.

TOTALS

MLS Status	4 Week Total
Active	862
Canceled	183
Pending	587
Sold	567
Temporarily Off-Market	41

DAILY MARKET CHANGE

Category	Sum of Manatee
Back on the Market	3
New Listings	3
Price Decrease	33
Price Increase	0

*Back on Market can be from these sources - Pending, Temp Off Market, Cancelled and Expired Listing)

7 DAY SOLD COMPARISON

Closed Prior Year	Volume	Count
Sunday, November 22, 2026	$1,161,433	1
Friday, November 20, 2026	$16,772,877	22
Thursday, November 19, 2026	$18,044,349	24
Wednesday, November 18, 2026	$13,753,071	22
Tuesday, November 17, 2026	$11,536,590	17
Monday, November 16, 2026	$19,713,214	29
Total	**$80,981,534**	**115**

Closed Prior Year	Volume	Count
Friday, November 21, 2025	$28,091,915	51
Thursday, November 20, 2025	$23,720,373	39
Wednesday, November 19, 2025	$23,277,885	22
Tuesday, November 18, 2025	$15,930,147	29
Monday, November 17, 2025	$20,099,380	36
Sunday, November 16, 2025	$1,357,500	2
Total	**$112,477,200**	**179**

SUNCOAST TAMPA ASSOCIATION OF REALTORS®

4 WEEEK REAL ESTATE MARKET REPORT
MANATEE COUNTY - CONDO
11/22/2026

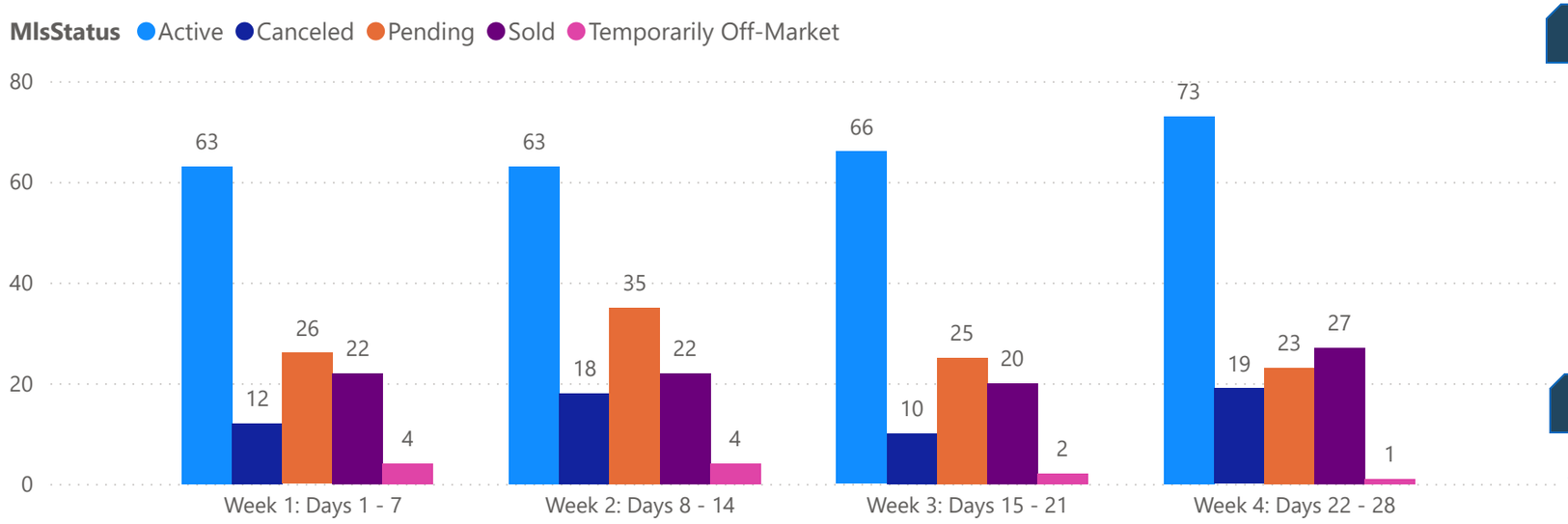

TOTALS

MLS Status	4 Week Total
Active	265
Canceled	59
Pending	109
Sold	91
Temporarily Off-Market	11

DAILY MARKET CHANGE

Category	Sum of Manatee
Back on the Market	0
New Listings	4
Price Decrease	1
Price Increase	1

*Back on Market can be from these sources - Pending, Temp Off Market, Cancelled and Expired Listing)

7 DAY SOLD COMPARISON

Closed Prior Year	Volume	Count
Friday, November 20, 2026	$350,000	1
Thursday, November 19, 2026	$2,510,500	5
Wednesday, November 18, 2026	$1,672,500	9
Tuesday, November 17, 2026	$710,000	4
Monday, November 16, 2026	$376,900	3
Total	**$5,619,900**	**22**

Closed Prior Year	Volume	Count
Friday, November 21, 2025	$4,219,890	13
Thursday, November 20, 2025	$1,648,000	5
Wednesday, November 19, 2025	$1,808,000	7
Tuesday, November 18, 2025	$2,727,868	7
Monday, November 17, 2025	$1,185,000	5
Total	**$11,588,758**	**37**

SUNCOAST TAMPA ASSOCIATION OF REALTORS®