SUNCOAST TAMPA
ASSOCIATION OF REALTORS®

4 WEEK REAL ESTATE MARKET REPORT

Monday, November 23, 2026

As of: Tuesday, November 24, 2026

1	Report Breakdown
2	Cumulative Tampa Bay Report - Single Family Home
3	Cumulative Tampa Bay Report - Condominium
4	Pinellas County - Single Family Home
5	Pinellas County - Condominium
6	Pasco County - Single Family Home
7	Pasco County - Condominium
8	Hillsborough County - Single Family Home
9	Hillsborough County - Condominium
10	Sarasota County - Single Family Home
11	Sarasota County - Condominium
12	Manatee County - Single Family Home
13	Manatee County - Condominium

4 WEEK REAL ESTATE MARKET REPORT

REPORT BREAKDOWN

Monday, November 23, 2026

as of: 11/24/2026

Day 1	**Monday, November 23, 2026**
Day 2	**Sunday, November 22, 2026**
Day 3	**Saturday, November 21, 2026**
Day 4	**Friday, November 20, 2026**
Day 5	**Thursday, November 19, 2026**
Day 6	**Tuesday, November 24, 2026**
Day 7	**Monday, November 23, 2026**
Day 8	**Sunday, November 22, 2026**
Day 9	**Saturday, November 21, 2026**
Day 10	**Friday, November 20, 2026**
Day 11	**Thursday, November 19, 2026**
Day 12	**Wednesday, November 18, 2026**
Day 13	**Tuesday, November 17, 2026**
Day 14	**Monday, November 16, 2026**
Day 15	**Sunday, November 15, 2026**
Day 16	**Saturday, November 14, 2026**
Day 17	**Friday, November 13, 2026**
Day 18	**Thursday, November 12, 2026**
Day 19	**Wednesday, November 11, 2026**
Day 20	**Tuesday, November 10, 2026**
Day 21	**Monday, November 9, 2026**
Day 22	**Sunday, November 8, 2026**
Day 23	**Saturday, November 7, 2026**
Day 24	**Friday, November 6, 2026**
Day 25	**Thursday, November 5, 2026**
Day 26	**Wednesday, November 4, 2026**
Day 27	**Tuesday, November 3, 2026**
Day 28	**Monday, November 2, 2026**

REPORT BREAKDOWN

GRAPH:

Active - Newly listed during the date range

Pending - Status changed to 'pending' during the date range

Sold - Closed during the date range

Canceled - Canceled during the date range

Temp off Market - Status changed to 'temp' off market' during the date range

The date ranges are not cumulative.

Day 1: Monday, November 23, 2026

Day 28: Monday, November 2, 2026

TOTALS:

4 Weeks: The summation of each date range (Day 1 - Day 28)

Market Changes

Day 1's New Listings, Price Increase, Price Decreases and Back on Market

Manatee County - Single Family Home

7 Day Sold Comparison

Compares the sold amount and volume in the last 7 days against the same timeframe in the prior year and days 8 - days 14.

4 WEEK REAL ESTATE MARKET REPORT
TAMPA BAY - SINGLE FAMILY HOME
11/23/2026

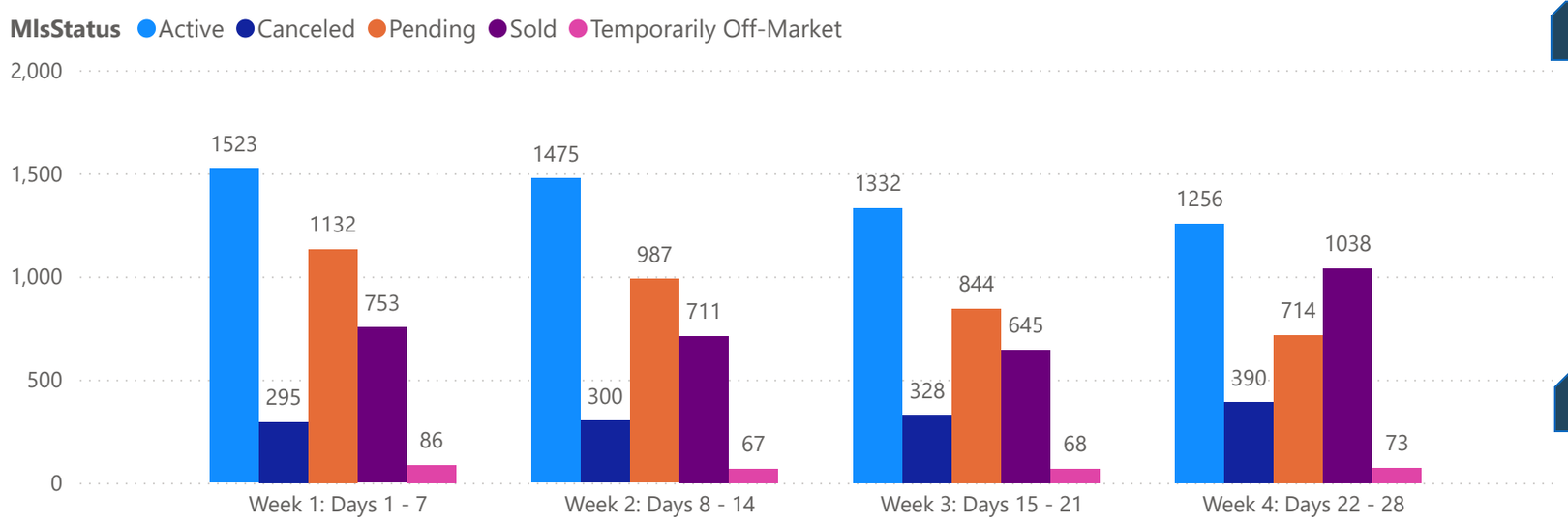

All data is current as of today, though some MLS statuses may have changed from prior days.

TOTALS

MLS Status	4 Week Total
Active	5586
Canceled	1313
Pending	3677
Sold	3147
Temporarily Off-Market	294

DAILY MARKET CHANGE

Category	Sum of Total
Back on the Market	22
New Listings	57
Price Decrease	108
Price Increase	8

*Back on Market can be from these sources - Pending, Temp Off Market, Cancelled and Expired Listing)

7 DAY SOLD COMPARISON

Closed Prior Year	Volume	Count
Monday, November 23, 2026	$47,018,684	75
Saturday, November 21, 2026	$272,500	1
Friday, November 20, 2026	$145,663,051	239
Thursday, November 19, 2026	$93,507,796	165
Wednesday, November 18, 2026	$70,758,293	127
Tuesday, November 17, 2026	$81,674,324	146
Total	**$438,894,648**	**753**

Closed Prior Year	Volume	Count
Saturday, November 22, 2025	$1,875,900	4
Friday, November 21, 2025	$175,706,485	338
Thursday, November 20, 2025	$109,641,209	206
Wednesday, November 19, 2025	$90,610,015	151
Tuesday, November 18, 2025	$79,573,215	149
Monday, November 17, 2025	$101,380,059	204
Sunday, November 16, 2025	$1,852,500	3
Total	**$560,639,383**	**1055**

SUNCOAST TAMPA ASSOCIATION OF REALTORS®

4 WEEK REAL ESTATE MARKET REPORT
TAMPA BAY - CONDO
11/23/2026

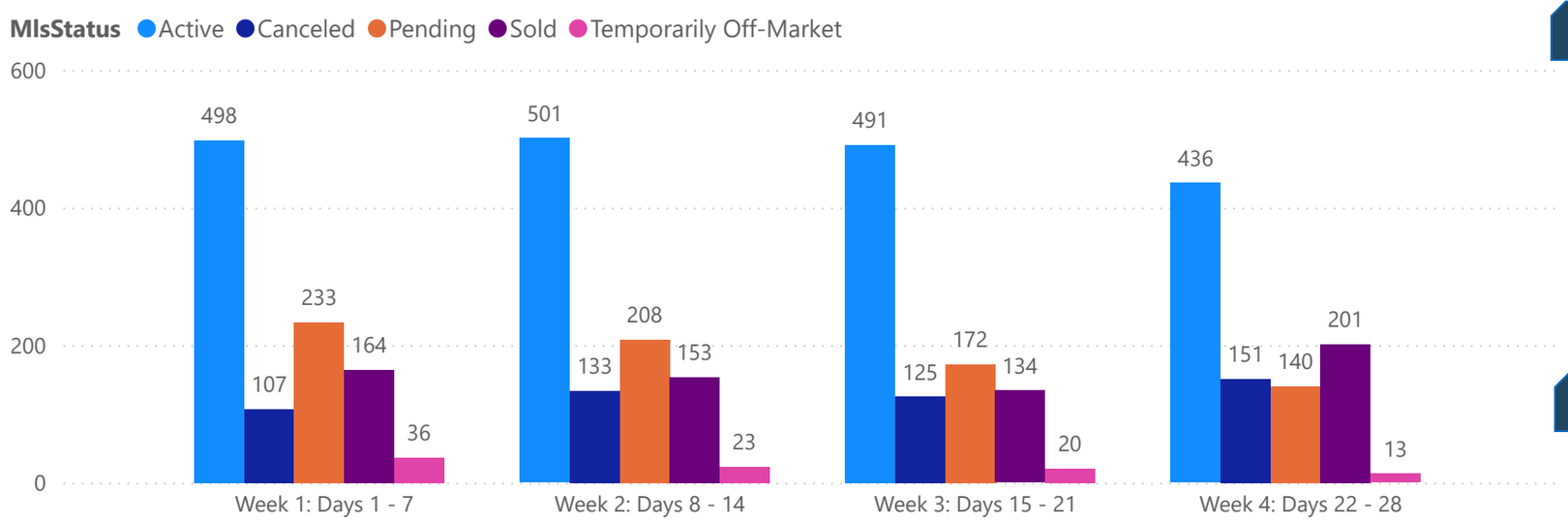

All data is current as of today, though some MLS statuses may have changed from prior days.

TOTALS

MLS Status	4 Week Total
Active	1926
Canceled	516
Pending	753
Sold	652
Temporarily Off-Market	92

DAILY MARKET CHANGE

Category	Sum of Total
Back on the Market	3
New Listings	28
Price Decrease	40
Price Increase	1

*Back on Market can be from these sources - Pending, Temp Off Market, Cancelled and Expired Listing)

7 DAY SOLD COMPARISON

Closed Prior Year	Volume	Count
Monday, November 23, 2026	$5,714,030	18
Friday, November 20, 2026	$19,373,050	41
Thursday, November 19, 2026	$16,463,728	41
Wednesday, November 18, 2026	$9,701,275	27
Tuesday, November 17, 2026	$22,852,301	37
Total	**$74,104,384**	**164**

Closed Prior Year	Volume	Count
Saturday, November 22, 2025	$278,000	2
Friday, November 21, 2025	$23,784,990	57
Thursday, November 20, 2025	$9,258,900	28
Wednesday, November 19, 2025	$9,591,900	33
Tuesday, November 18, 2025	$11,357,325	33
Monday, November 17, 2025	$14,040,300	37
Total	**$68,311,415**	**190**

SUNCOAST TAMPA ASSOCIATION OF REALTORS®

4 WEEK REAL ESTATE MARKET REPORT
PINELLAS COUNTY - SINGLE FAMILY HOME
11/23/2026

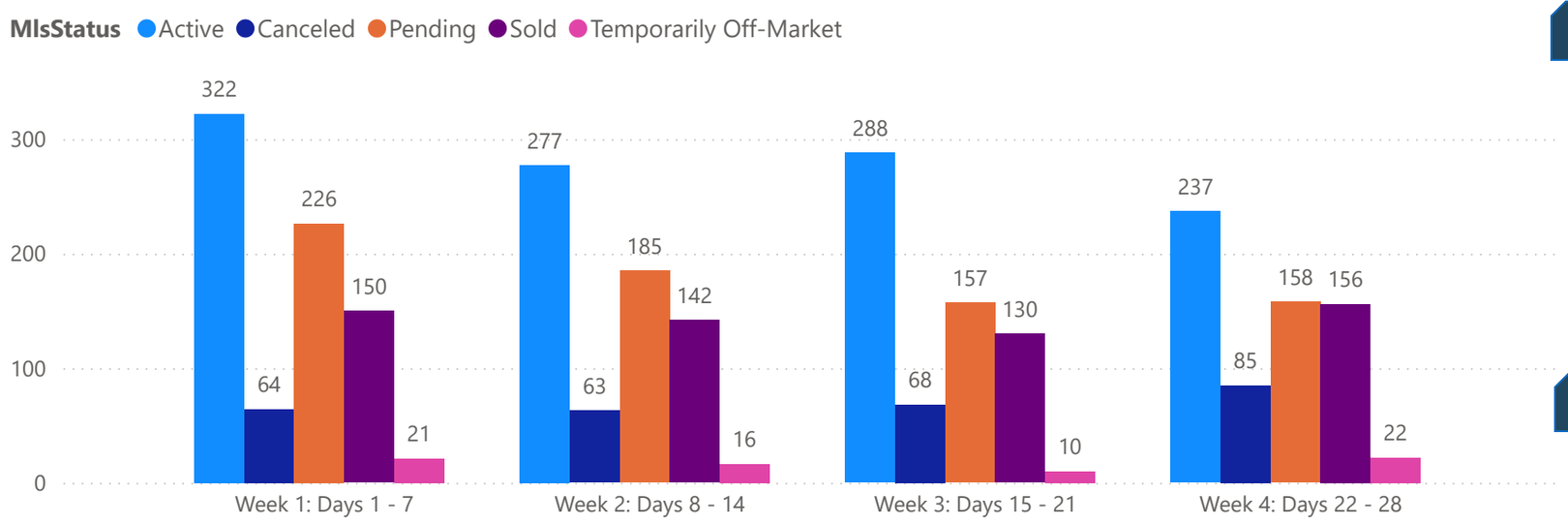

All data is current as of today, though some MLS statuses may have changed from prior days.

TOTALS

MLS Status	4 Week Total
Active	1124
Canceled	280
Pending	726
Sold	578
Temporarily Off-Market	69

DAILY MARKET CHANGE

Category	Sum of Pinellas
Back on the Market	11
New Listings	24
Price Decrease	45
Price Increase	4

*Back on Market can be from these sources - Pending, Temp Off Market, Cancelled and Expired Listing)

7 DAY SOLD COMPARISON

Closed Prior Year	Volume	Count
Monday, November 23, 2026	$17,443,150	21
Friday, November 20, 2026	$21,899,500	42
Thursday, November 19, 2026	$16,917,386	29
Wednesday, November 18, 2026	$15,620,800	25
Tuesday, November 17, 2026	$22,217,525	33
Total	**$94,098,361**	**150**

Closed Prior Year	Volume	Count
Saturday, November 22, 2025	$400,000	1
Friday, November 21, 2025	$43,047,900	77
Thursday, November 20, 2025	$24,711,980	46
Wednesday, November 19, 2025	$16,663,750	30
Tuesday, November 18, 2025	$14,813,150	30
Monday, November 17, 2025	$18,846,100	33
Sunday, November 16, 2025	$495,000	1
Total	**$118,977,880**	**218**

SUNCOAST TAMPA ASSOCIATION OF REALTORS®

4 WEEK REAL ESTATE MARKET REPORT
PINELLAS COUNTY - CONDO
11/23/2026

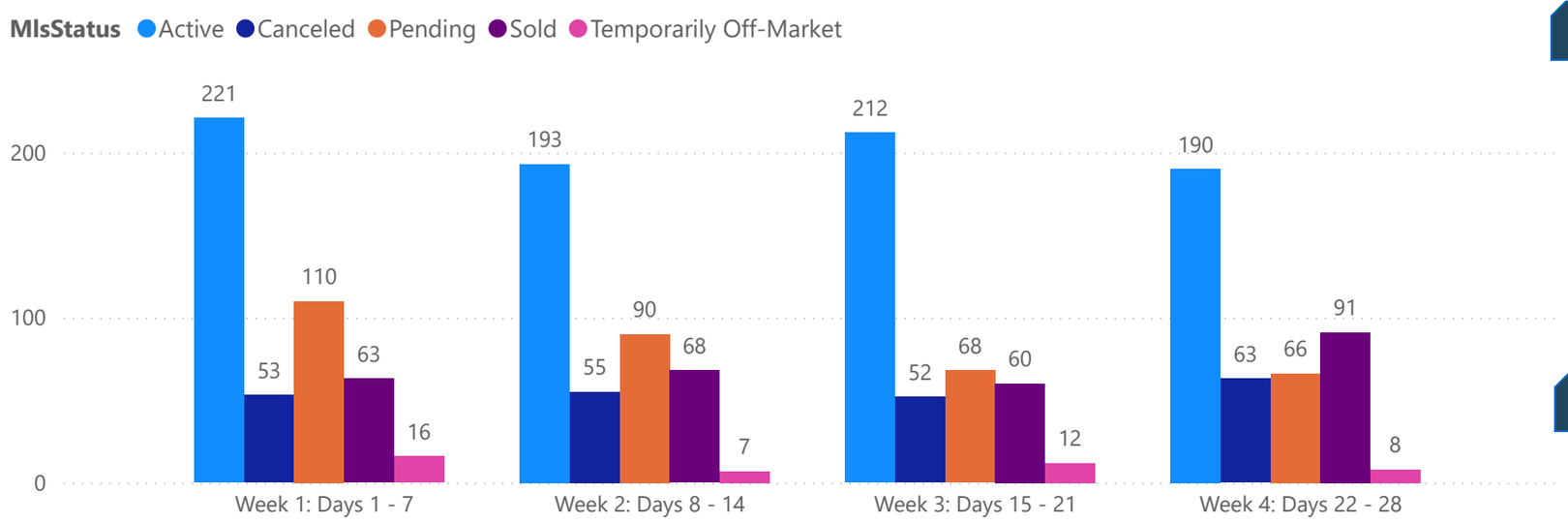

All data is current as of today, though some MLS statuses may have changed from prior days.

TOTALS

MLS Status	4 Week Total
Active	816
Canceled	223
Pending	334
Sold	282
Temporarily Off-Market	43

DAILY MARKET CHANGE

Category	Sum of Pinellas
Back on the Market	5
New Listings	26
Price Decrease	39
Price Increase	2

*Back on Market can be from these sources - Pending, Temp Off Market, Cancelled and Expired Listing)

7 DAY SOLD COMPARISON

Closed Prior Year	Volume	Count
Monday, November 23, 2026	$2,272,900	6
Friday, November 20, 2026	$5,641,500	18
Thursday, November 19, 2026	$5,802,330	18
Wednesday, November 18, 2026	$2,072,000	9
Tuesday, November 17, 2026	$8,023,300	12
Total	**$23,812,030**	**63**

Closed Prior Year	Volume	Count
Saturday, November 22, 2025	$278,000	2
Friday, November 21, 2025	$8,709,000	19
Thursday, November 20, 2025	$2,879,000	10
Wednesday, November 19, 2025	$2,254,900	9
Tuesday, November 18, 2025	$4,789,277	14
Monday, November 17, 2025	$2,700,500	12
Total	**$21,610,677**	**66**

SUNCOAST TAMPA ASSOCIATION OF REALTORS®

4 WEEK REAL ESTATE MARKET REPORT
PASCO COUNTY - SINGLE FAMILY HOME
11/23/2026

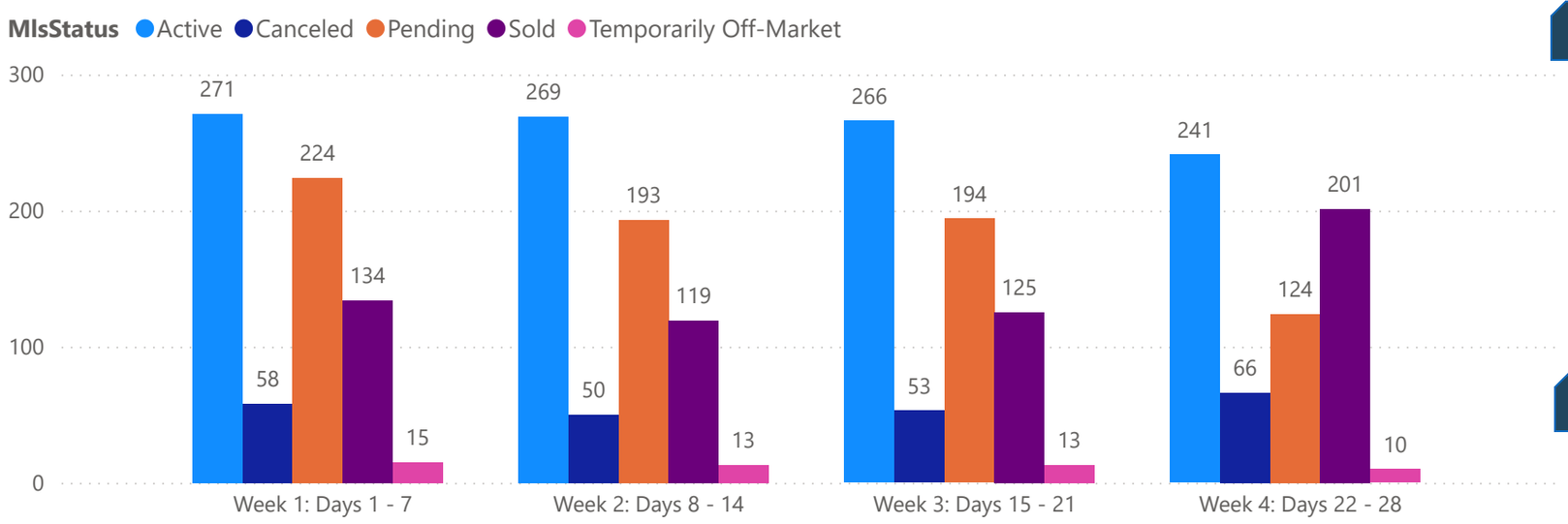

All data is current as of today, though some MLS statuses may have changed from prior days.

TOTALS

MLS Status	4 Week Total
Active	1047
Canceled	227
Pending	735
Sold	579
Temporarily Off-Market	51

DAILY MARKET CHANGE

Category	Sum of Pasco
Back on the Market	9
New Listings	28
Price Decrease	45
Price Increase	5

*Back on Market can be from these sources - Pending, Temp Off Market, Cancelled and Expired Listing)

7 DAY SOLD COMPARISON

Closed Prior Year	Volume	Count
Monday, November 23, 2026	$5,059,130	10
Friday, November 20, 2026	$14,675,834	39
Thursday, November 19, 2026	$14,392,442	34
Wednesday, November 18, 2026	$8,580,380	23
Tuesday, November 17, 2026	$10,590,955	28
Total	**$53,298,741**	**134**

Closed Prior Year	Volume	Count
Saturday, November 22, 2025	$385,000	1
Friday, November 21, 2025	$23,943,557	59
Thursday, November 20, 2025	$16,222,571	38
Wednesday, November 19, 2025	$12,583,986	27
Tuesday, November 18, 2025	$15,767,809	34
Monday, November 17, 2025	$12,973,478	30
Total	**$81,876,401**	**189**

SUNCOAST TAMPA ASSOCIATION OF REALTORS®

4 WEEK REAL ESTATE MARKET REPORT
PASCO COUNTY - CONDO
11/23/2026

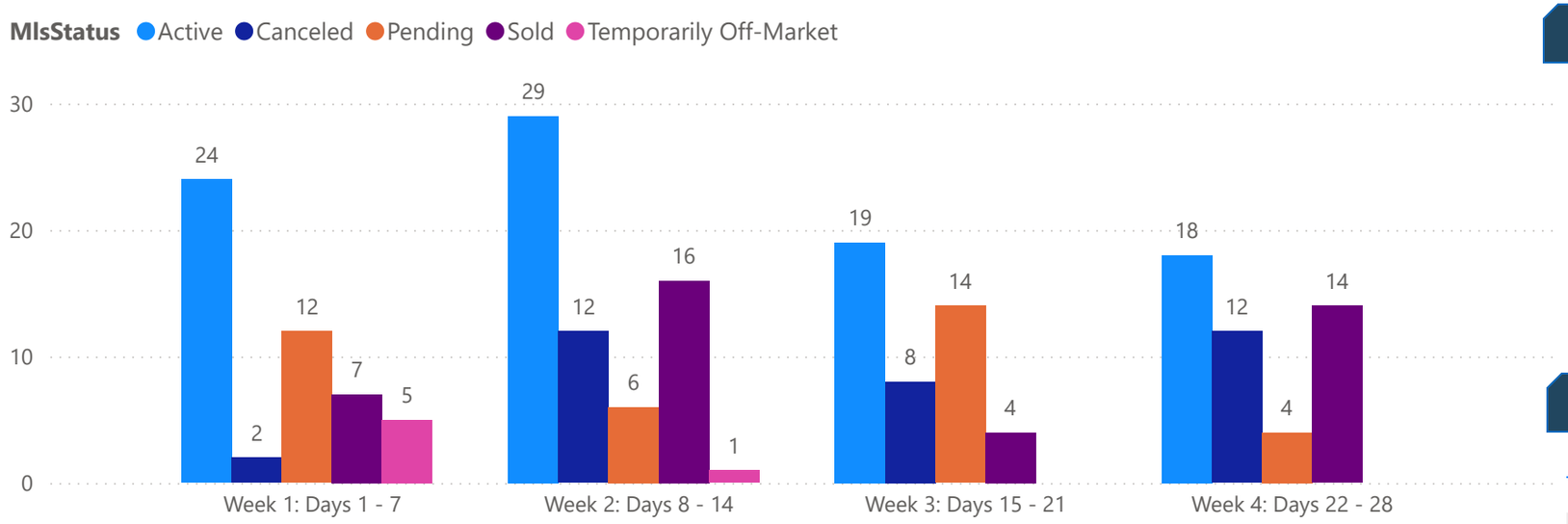

All data is current as of today, though some MLS statuses may have changed from prior days.

TOTALS

MLS Status	4 Week Total
Active	90
Canceled	34
Pending	36
Sold	41
Temporarily Off-Market	6

DAILY MARKET CHANGE

Category	Sum of Pasco
Back on the Market	0
New Listings	3
Price Decrease	5
Price Increase	0

*Back on Market can be from these sources - Pending, Temp Off Market, Cancelled and Expired Listing)

7 DAY SOLD COMPARISON

Closed Prior Year	Volume	Count
Friday, November 20, 2026	$550,900	4
Thursday, November 19, 2026	$53,000	1
Tuesday, November 17, 2026	$244,900	2
Total	**$848,800**	**7**

Closed Prior Year	Volume	Count
Friday, November 21, 2025	$502,000	4
Thursday, November 20, 2025	$160,000	2
Wednesday, November 19, 2025	$364,900	4
Tuesday, November 18, 2025	$170,000	1
Monday, November 17, 2025	$485,900	3
Total	**$1,682,800**	**14**

SUNCOAST TAMPA ASSOCIATION OF REALTORS®

4 WEEK REAL ESTATE MARKET REPORT
HILLSBOROUGH COUNTY - SINGLE FAMILY HOME
11/23/2026

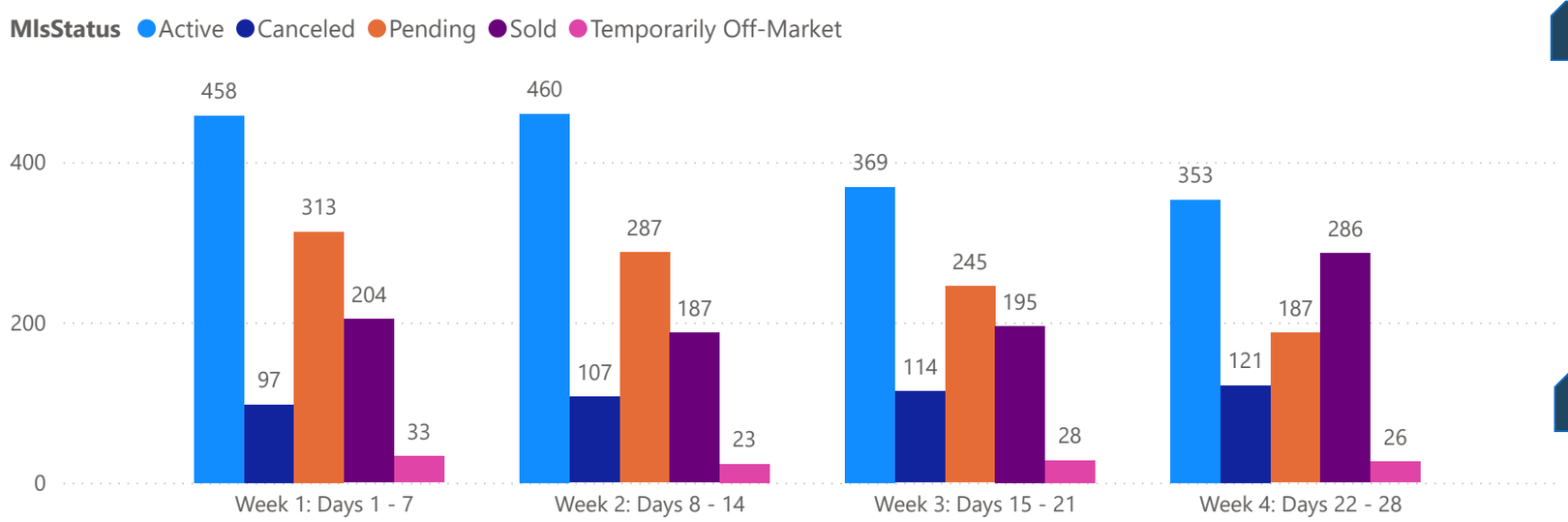

All data is current as of today, though some MLS statuses may have changed from prior days.

TOTALS

MLS Status	4 Week Total
Active	1640
Canceled	439
Pending	1032
Sold	872
Temporarily Off-Market	110

DAILY MARKET CHANGE

Category	Sum of Hillsborough
Back on the Market	16
New Listings	48
Price Decrease	69
Price Increase	2

*Back on Market can be from these sources - Pending, Temp Off Market, Cancelled and Expired Listing)

7 DAY SOLD COMPARISON

Closed Prior Year	Volume	Count
Monday, November 23, 2026	$5,902,400	12
Saturday, November 21, 2026	$272,500	1
Friday, November 20, 2026	$45,214,281	73
Thursday, November 19, 2026	$19,595,779	38
Wednesday, November 18, 2026	$20,620,789	38
Tuesday, November 17, 2026	$21,261,865	42
Total	**$112,867,614**	**204**

Closed Prior Year	Volume	Count
Saturday, November 22, 2025	$365,900	1
Friday, November 21, 2025	$46,189,833	98
Thursday, November 20, 2025	$20,454,454	46
Wednesday, November 19, 2025	$25,364,472	46
Tuesday, November 18, 2025	$15,804,228	36
Monday, November 17, 2025	$31,292,766	67
Total	**$139,471,653**	**294**

SUNCOAST TAMPA ASSOCIATION OF REALTORS®

4 WEEK REAL ESTATE MARKET REPORT
HILLSBOROUGH COUNTY - CONDO
11/23/2026

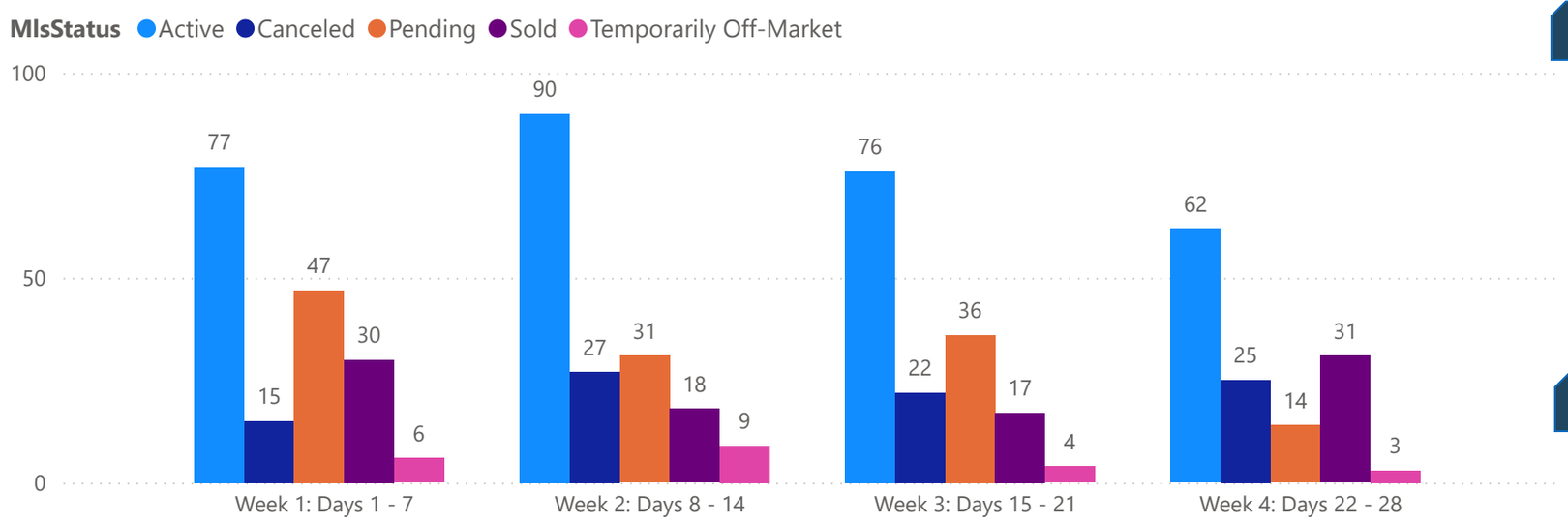

All data is current as of today, though some MLS statuses may have changed from prior days.

TOTALS

MLS Status	4 Week Total
Active	305
Canceled	89
Pending	128
Sold	96
Temporarily Off-Market	22

DAILY MARKET CHANGE

Category	Sum of Hillsborough
Back on the Market	1
New Listings	5
Price Decrease	7
Price Increase	0

*Back on Market can be from these sources - Pending, Temp Off Market, Cancelled and Expired Listing)

7 DAY SOLD COMPARISON

Closed Prior Year	Volume	Count
Monday, November 23, 2026	$2,103,130	5
Friday, November 20, 2026	$5,426,900	9
Thursday, November 19, 2026	$1,578,900	8
Wednesday, November 18, 2026	$1,231,500	3
Tuesday, November 17, 2026	$1,820,500	5
Total	**$12,160,930**	**30**

Closed Prior Year	Volume	Count
Friday, November 21, 2025	$2,005,000	11
Thursday, November 20, 2025	$2,071,900	6
Wednesday, November 19, 2025	$1,784,600	6
Tuesday, November 18, 2025	$939,900	4
Monday, November 17, 2025	$2,369,900	7
Total	**$9,171,300**	**34**

SUNCOAST TAMPA ASSOCIATION OF REALTORS®

4 WEEK REAL ESTATE MARKET REPORT
SARASOTA COUNTY - SINGLE FAMILY HOME
11/23/2026

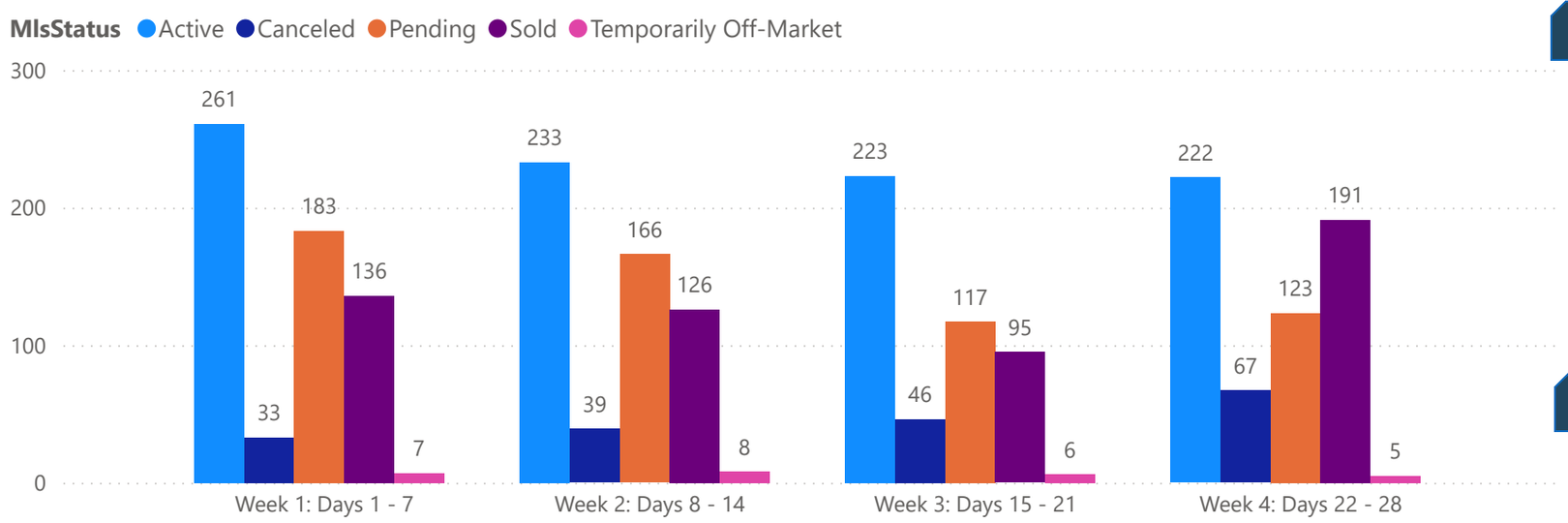

All data is current as of today, though some MLS statuses may have changed from prior days.

TOTALS

MLS Status	4 Week Total
Active	939
Canceled	185
Pending	589
Sold	548
Temporarily Off-Market	26

DAILY MARKET CHANGE

Category	Sum of Sarasota
Back on the Market	9
New Listings	28
Price Decrease	76
Price Increase	2

*Back on Market can be from these sources - Pending, Temp Off Market, Cancelled and Expired Listing)

7 DAY SOLD COMPARISON

Closed Prior Year	Volume	Count
Monday, November 23, 2026	$10,631,300	20
Friday, November 20, 2026	$38,158,501	43
Thursday, November 19, 2026	$20,914,700	30
Wednesday, November 18, 2026	$10,876,848	17
Tuesday, November 17, 2026	$16,067,389	26
Total	**$96,648,738**	**136**

Closed Prior Year	Volume	Count
Friday, November 21, 2025	$34,433,280	53
Thursday, November 20, 2025	$24,531,831	37
Wednesday, November 19, 2025	$12,719,922	26
Tuesday, November 18, 2025	$17,257,881	20
Monday, November 17, 2025	$18,168,335	38
Total	**$107,111,249**	**174**

SUNCOAST TAMPA ASSOCIATION OF REALTORS®

4 WEEK REAL ESTATE MARKET REPORT
SARASOTA COUNTY - CONDO
11/23/2026

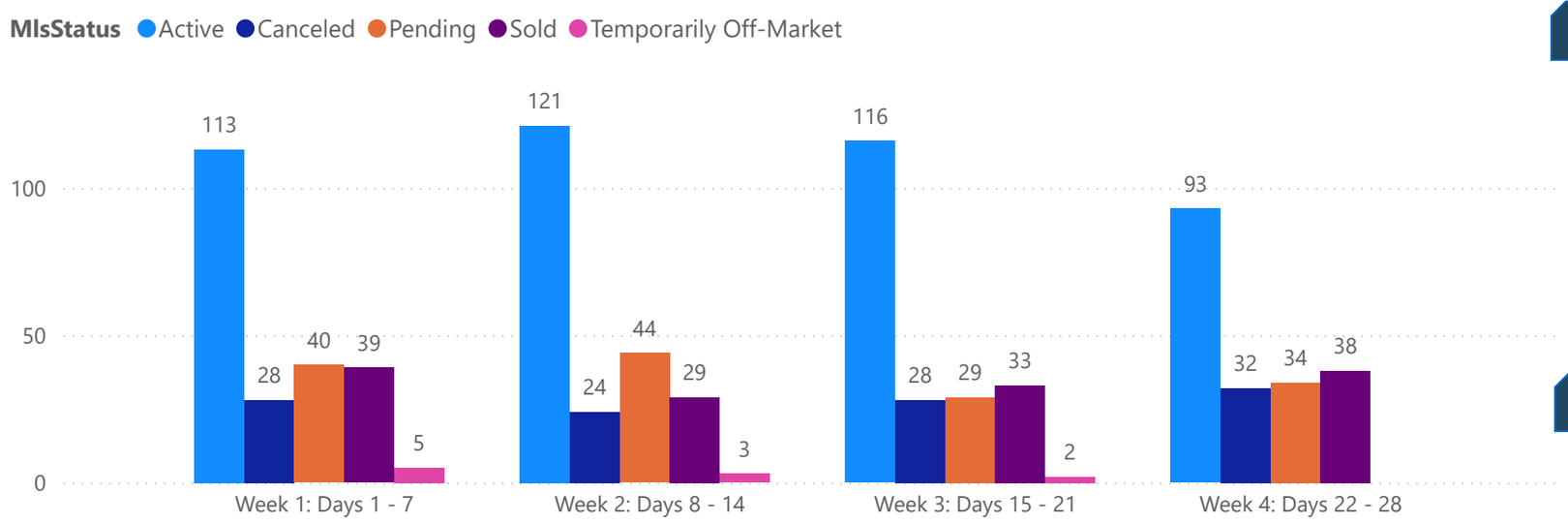

All data is current as of today, though some MLS statuses may have changed from prior days.

TOTALS

MLS Status	4 Week Total
Active	443
Canceled	112
Pending	147
Sold	139
Temporarily Off-Market	10

DAILY MARKET CHANGE

Category	Sum of Sarasota
Back on the Market	4
New Listings	20
Price Decrease	16
Price Increase	1

*Back on Market can be from these sources - Pending, Temp Off Market, Cancelled and Expired Listing)

7 DAY SOLD COMPARISON

Closed Prior Year	Volume	Count
Monday, November 23, 2026	$689,000	3
Friday, November 20, 2026	$7,330,750	8
Thursday, November 19, 2026	$6,428,998	8
Wednesday, November 18, 2026	$4,725,275	6
Tuesday, November 17, 2026	$12,053,601	14
Total	**$31,227,624**	**39**

Closed Prior Year	Volume	Count
Friday, November 21, 2025	$8,349,100	10
Thursday, November 20, 2025	$2,500,000	5
Wednesday, November 19, 2025	$3,379,500	7
Tuesday, November 18, 2025	$2,730,280	7
Monday, November 17, 2025	$7,299,000	10
Total	**$24,257,880**	**39**

SUNCOAST TAMPA ASSOCIATION OF REALTORS®

4 WEEK REAL ESTATE MARKET REPORT
MANATEE COUNTY - SINGLE FAMILY HOME
11/23/2026

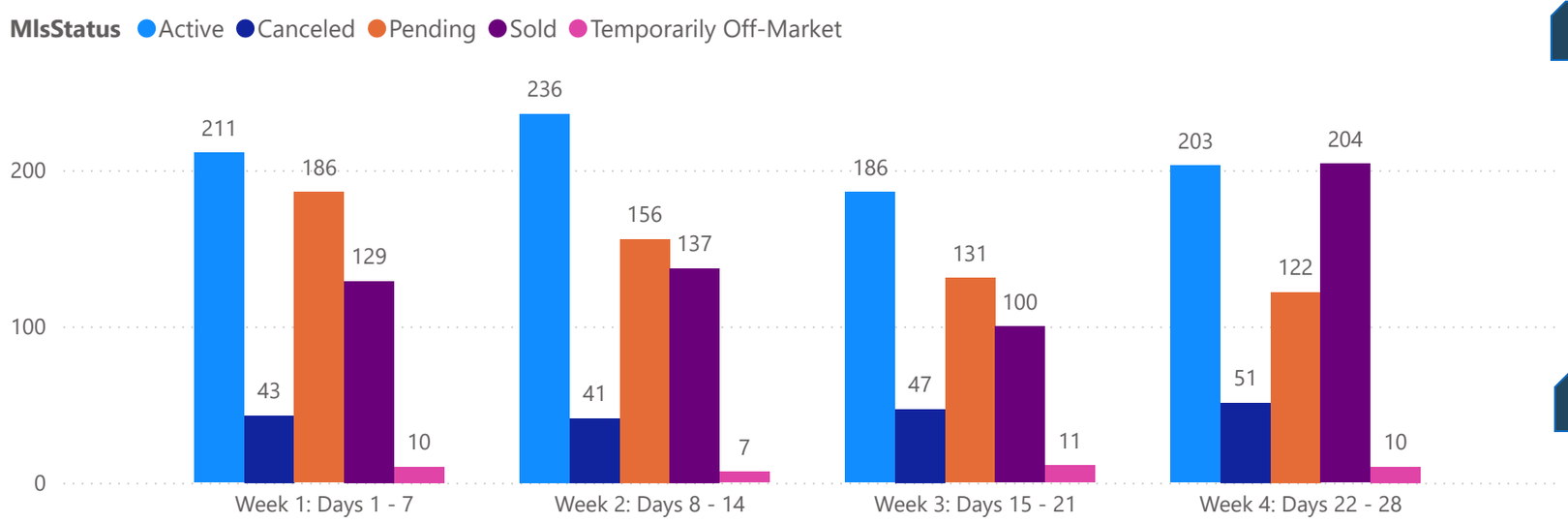

All data is current as of today, though some MLS statuses may have changed from prior days.

TOTALS

MLS Status	4 Week Total
Active	836
Canceled	182
Pending	595
Sold	570
Temporarily Off-Market	38

DAILY MARKET CHANGE

Category	Sum of Manatee
Back on the Market	2
New Listings	20
Price Decrease	30
Price Increase	4

*Back on Market can be from these sources - Pending, Temp Off Market, Cancelled and Expired Listing)

7 DAY SOLD COMPARISON

Closed Prior Year	Volume	Count
Monday, November 23, 2026	$7,982,704	12
Friday, November 20, 2026	$25,714,935	42
Thursday, November 19, 2026	$21,687,489	34
Wednesday, November 18, 2026	$15,059,476	24
Tuesday, November 17, 2026	$11,536,590	17
Total	**$81,981,194**	**129**

Closed Prior Year	Volume	Count
Saturday, November 22, 2025	$725,000	1
Friday, November 21, 2025	$28,091,915	51
Thursday, November 20, 2025	$23,720,373	39
Wednesday, November 19, 2025	$23,277,885	22
Tuesday, November 18, 2025	$15,930,147	29
Monday, November 17, 2025	$20,099,380	36
Sunday, November 16, 2025	$1,357,500	2
Total	**$113,202,200**	**180**

SUNCOAST TAMPA ASSOCIATION OF REALTORS®

4 WEEEK REAL ESTATE MARKET REPORT
MANATEE COUNTY - CONDO
11/23/2026

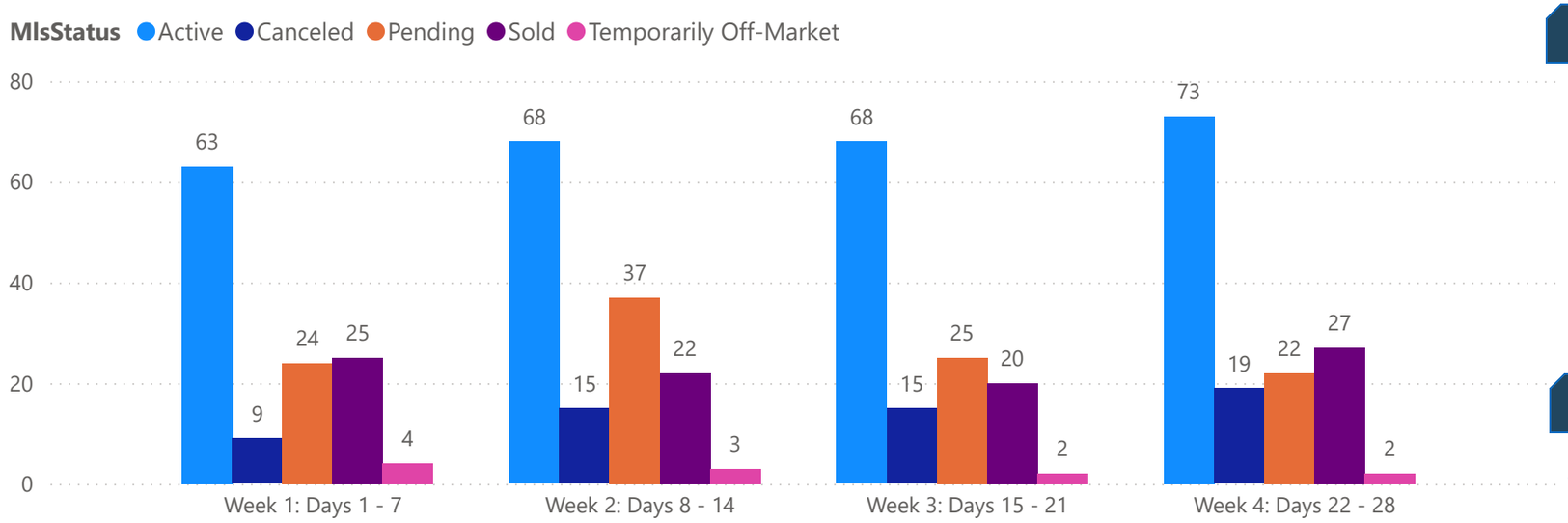

TOTALS

MLS Status	4 Week Total
Active	272
Canceled	58
Pending	108
Sold	94
Temporarily Off-Market	11

DAILY MARKET CHANGE

Category	Sum of Manatee
Back on the Market	1
New Listings	10
Price Decrease	7
Price Increase	0

*Back on Market can be from these sources - Pending, Temp Off Market, Cancelled and Expired Listing)

7 DAY SOLD COMPARISON

Closed Prior Year	Volume	Count
Monday, November 23, 2026	$649,000	4
Friday, November 20, 2026	$423,000	2
Thursday, November 19, 2026	$2,600,500	6
Wednesday, November 18, 2026	$1,672,500	9
Tuesday, November 17, 2026	$710,000	4
Total	**$6,055,000**	**25**

Closed Prior Year	Volume	Count
Friday, November 21, 2025	$4,219,890	13
Thursday, November 20, 2025	$1,648,000	5
Wednesday, November 19, 2025	$1,808,000	7
Tuesday, November 18, 2025	$2,727,868	7
Monday, November 17, 2025	$1,185,000	5
Total	**$11,588,758**	**37**

SUNCOAST TAMPA ASSOCIATION OF REALTORS®